

# Silizium-PIN-Fotodiode mit sehr kurzer Schaltzeit

## Silicon PIN Photodiode with Very Short Switching Time

### Lead (Pb) Free Product - RoHS Compliant

#### SFH 203 P SFH 203 PFA

勝特力材料 886-3-5753170  
 勝特力电子(上海) 86-21-54151736  
 勝特力电子(深圳) 86-755-83298787  
[Http://www.100y.com.tw](http://www.100y.com.tw)



SFH 203 P



SFH 203 PFA

#### Wesentliche Merkmale

- Speziell geeignet für Anwendungen im Bereich von 400 nm bis 1100 nm (SFH 203 P) und bei 880 nm (SFH 203 PFA)
- Kurze Schaltzeit (typ. 5 ns)
- 5 mm-Plastikbauform im LED-Gehäuse

#### Anwendungen

- Industrieelektronik
- „Messen/Steuern/Regeln“
- Schnelle Lichtschranken für Gleich- und Wechsellichtbetrieb
- LWL

#### Features

- Especially suitable for applications from 400 nm to 1100 nm (SFH 203 P) and of 880 nm (SFH 203 PFA)
- Short switching time (typ. 5 ns)
- 5 mm LED plastic package

#### Applications

- Industrial electronics
- For control and drive circuits
- Photointerrupters
- Fiber optic transmission systems

Typ Type	Bestellnummer Ordering Code
SFH 203 P	Q62702P0942
SFH 203 PFA	Q62702P0947

**Grenzwerte**  
**Maximum Ratings**

Bezeichnung Parameter	Symbol Symbol	Wert Value	Einheit Unit
Betriebs- und Lagertemperatur Operating and storage temperature range	$T_{op}; T_{stg}$	- 40 ... + 100	°C
Sperrspannung Reverse voltage	$V_R$	50	V
Verlustleistung Total power dissipation	$P_{tot}$	150	mW

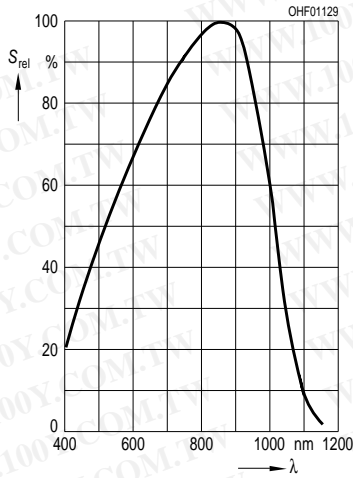
**Kennwerte ( $T_A = 25\text{ °C}$ )**  
**Characteristics**

Bezeichnung Parameter	Symbol Symbol	Wert Value		Einheit Unit
		SFH 203 P	SFH 203 PFA	
Fotostrom Photocurrent $V_R = 5\text{ V}$ , Normlicht/standard light A, $T = 2856\text{ K}$ , $E_V = 1000\text{ lx}$ $V_R = 5\text{ V}$ , $\lambda = 950\text{ nm}$ , $E_e = 1\text{ mW/cm}^2$	$I_P$	9.5 ( $\geq 5$ )	–	$\mu\text{A}$
	$I_P$	–	6.2 ( $\geq 3.6$ )	$\mu\text{A}$
Wellenlänge der max. Fotoempfindlichkeit Wavelength of max. sensitivity	$\lambda_{S\max}$	850	900	nm
Spektraler Bereich der Fotoempfindlichkeit $S = 10\%$ von $S_{\max}$ Spectral range of sensitivity $S = 10\%$ of $S_{\max}$	$\lambda$	400 ... 1100	750 ... 1100	nm
Bestrahlungsempfindliche Fläche Radiant sensitive area	$A$	1	1	$\text{mm}^2$
Abmessung der bestrahlungsempfindlichen Fläche Dimensions of radiant sensitive area	$L \times B$ $L \times W$	$1 \times 1$	$1 \times 1$	$\text{mm} \times \text{mm}$
Halbwinkel Half angle	$\varphi$	$\pm 75$	$\pm 75$	Grad deg.
Dunkelstrom, $V_R = 20\text{ V}$ Dark current	$I_R$	1 ( $\leq 10$ )	1 ( $\leq 10$ )	nA
Spektrale Fotoempfindlichkeit, $\lambda = 850\text{ nm}$ Spectral sensitivity	$S_\lambda$	0.62	0.59	A/W
Quantenausbeute, $\lambda = 850\text{ nm}$ Quantum yield	$\eta$	0.89	0.86	<u>Electrons</u> Photon

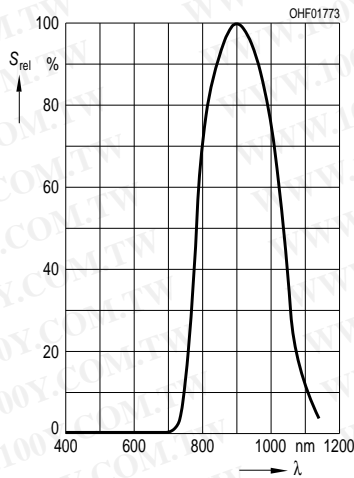
**Kennwerte** ( $T_A = 25\text{ °C}$ )  
**Characteristics** (cont'd)

Bezeichnung Parameter	Symbol Symbol	Wert Value		Einheit Unit
		SFH 203 P	SFH 203 PFA	
Leerlaufspannung Open-circuit voltage $E_V = 1000\text{ lx}$ , Normlicht/standard light A, $T = 2856\text{ K}$ $E_e = 0.5\text{ mW/cm}^2$ , $\lambda = 950\text{ nm}$	$V_O$	350 ( $\geq 300$ )	–	mV
	$V_O$	–	300 ( $\geq 250$ )	mV
Kurzschlußstrom Short-circuit current $E_V = 1000\text{ lx}$ , Normlicht/standard light A, $T = 2856\text{ K}$ $E_e = 0.5\text{ mW/cm}^2$ , $\lambda = 950\text{ nm}$	$I_{SC}$	9.3	–	$\mu\text{A}$
	$I_{SC}$	–	3.0	$\mu\text{A}$
Anstiegs- und Abfallzeit des Fotostromes Rise and fall time of the photocurrent $R_L = 50\ \Omega$ ; $V_R = 20\text{ V}$ ; $\lambda = 850\text{ nm}$ ; $I_p = 800\ \mu\text{A}$	$t_r, t_f$	5	5	ns
Durchlaßspannung, $I_F = 80\text{ mA}$ , $E = 0$ Forward voltage	$V_F$	1.3	1.3	V
Kapazität, $V_R = 0\text{ V}$ , $f = 1\text{ MHz}$ , $E = 0$ Capacitance	$C_0$	11	11	pF
Temperaturkoeffizient von $V_O$ Temperature coefficient of $V_O$	$TC_V$	– 2.6	– 2.6	mV/K
Temperaturkoeffizient von $I_{SC}$ Temperature coefficient of $I_{SC}$ Normlicht/standard light A $\lambda = 950\text{ nm}$	$TC_I$	0.18 –	– 0.2	%/K
Rauschäquivalente Strahlungsleistung Noise equivalent power $V_R = 20\text{ V}$ , $\lambda = 850\text{ nm}$	$NEP$	$2.9 \times 10^{-14}$	$2.9 \times 10^{-14}$	$\frac{\text{W}}{\sqrt{\text{Hz}}}$
Nachweisgrenze, $V_R = 20\text{ V}$ , $\lambda = 850\text{ nm}$ Detection limit	$D^*$	$3.5 \times 10^{12}$	$3.5 \times 10^{12}$	$\frac{\text{cm} \times \sqrt{\text{Hz}}}{\text{W}}$

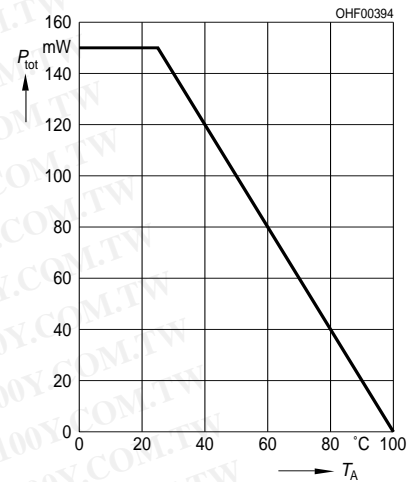
**Relative Spectral Sensitivity**  
SFH 203 P,  $S_{rel} = f(\lambda)$



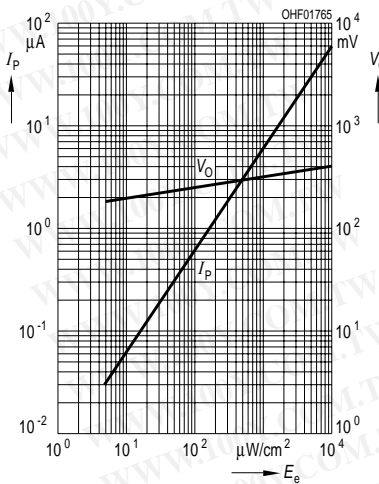
**Relative Spectr. Sensitivity**  
SFH 203 PFA,  $S_{rel} = f(\lambda)$



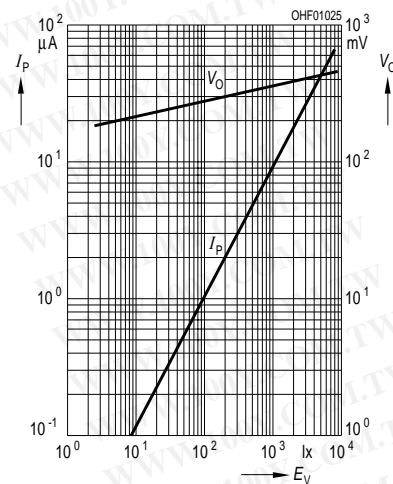
**Total Power Dissipation**  
 $P_{tot} = f(T_A)$



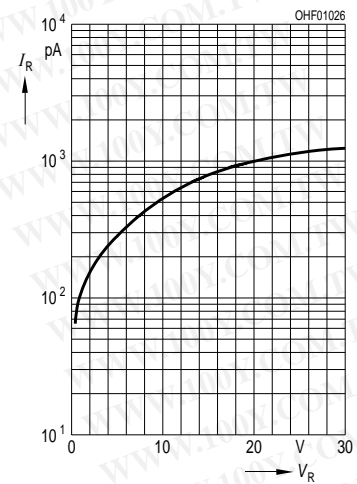
**Photocurrent  $I_P = f(E_e)$ ,  $V_R = 5 V$**   
**Open-Circuit Voltage  $V_O = f(E_e)$**   
SFH 203 PFA



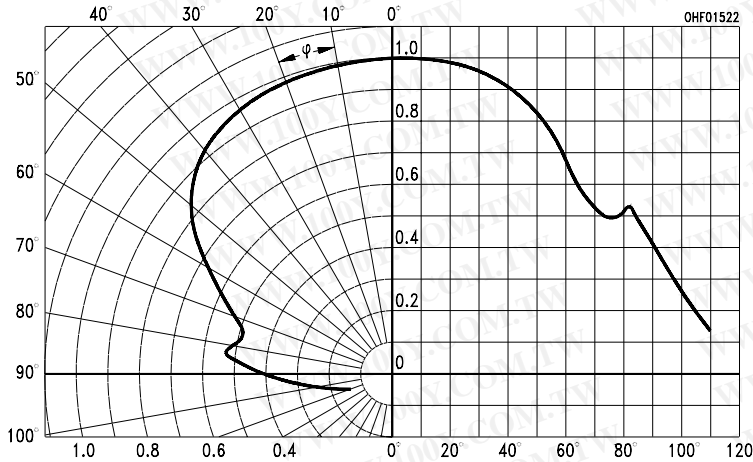
**Photocurrent  $I_P = f(E_v)$ ,  $V_R = 5 V$**   
**Open-Circuit Voltage  $V_O = f(E_v)$**   
SFH 203 P



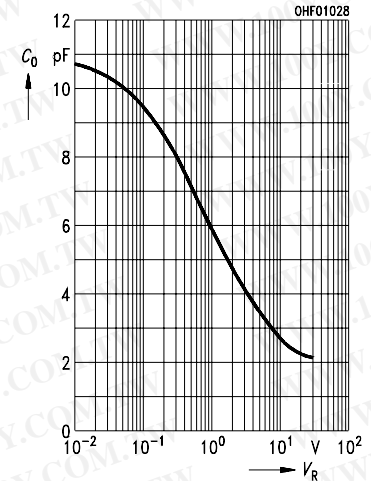
**Dark Current**  
 $I_R = f(V_R), E = 0$



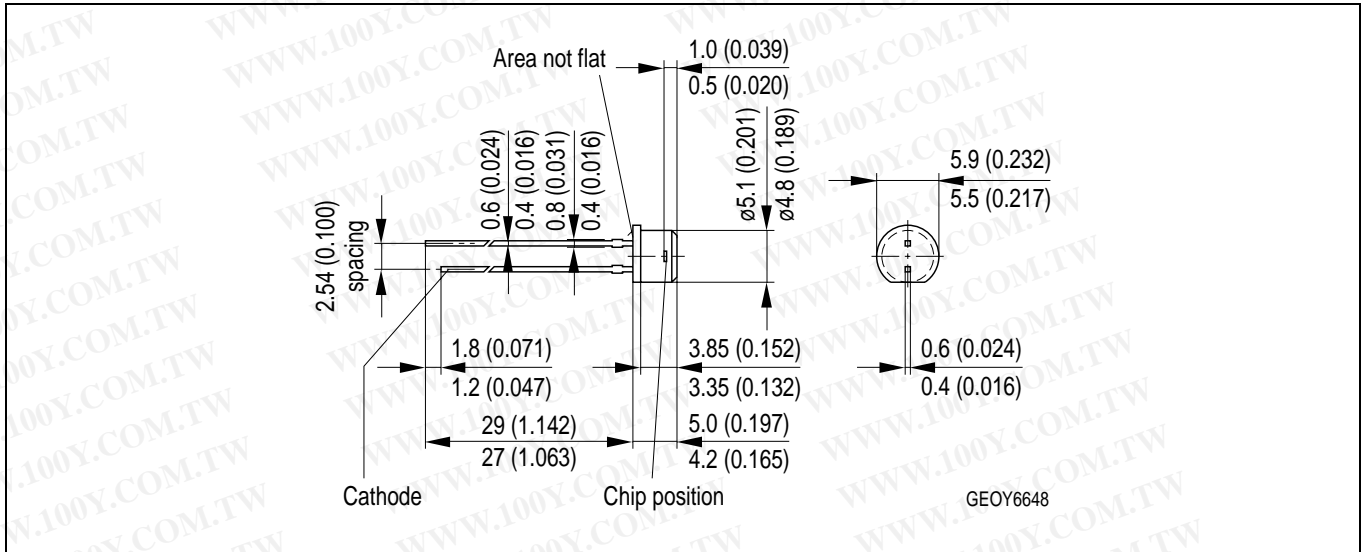
**Directional Characteristics**  
 $S_{rel} = f(\varphi)$



**Capacitance**  
 $C = f(V_R), f = 1 MHz, E = 0$



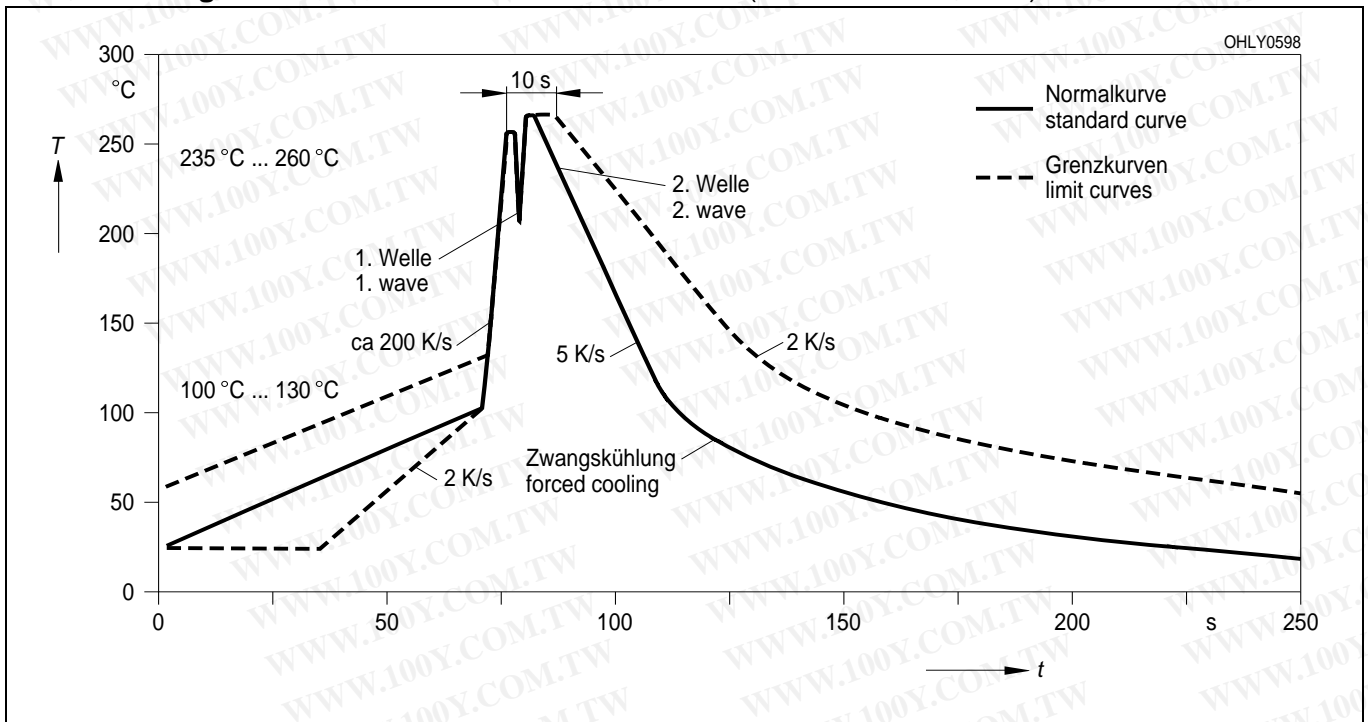
**Maßzeichnung  
Package Outlines**



Maße in mm (inch) / Dimensions in mm (inch).

**Lötbedingungen  
Soldering Conditions  
Wellenlöten (TTW)  
TTW Soldering**

(nach CECC 00802)  
(acc. to CECC 00802)



勝特力材料 886-3-5753170  
勝特力电子(上海) 86-21-54151736  
勝特力电子(深圳) 86-755-83298787  
[Http://www.100y.com.tw](http://www.100y.com.tw)

Published by  
**OSRAM Opto Semiconductors GmbH**  
Wernerwerkstrasse 2, D-93049 Regensburg  
[www.osram-os.com](http://www.osram-os.com)

© All Rights Reserved.

**Attention please!** 2007-03-30 The information describes the type of component and shall not be considered as assured characteristics.

**Terms of delivery and rights to change design reserved. Due to technical requirements components may contain dangerous substances. For information on the types in question please contact our Sales Organization.**

#### **Packing**

Please use the recycling operators known to you. We can also help you – get in touch with your nearest sales office. By agreement we will take packing material back, if it is sorted. You must bear the costs of transport. For packing material that is returned to us unsorted or which we are not obliged to accept, we shall have to invoice you for any costs incurred.

**Components used in life-support devices or systems must be expressly authorized for such purpose!** Critical components<sup>1</sup>, may only be used in life-support devices or systems<sup>2</sup> with the express written approval of OSRAM OS.

<sup>1</sup> A critical component is a component used in a life-support device or system whose failure can reasonably be expected to cause the failure of that life-support device or system, or to affect its safety or effectiveness of that device or system.

<sup>2</sup> Life support devices or systems are intended (a) to be implanted in the human body, or (b) to support and/or maintain and sustain human life. If they fail, it is reasonable to assume that the health of the user may be endangered.

EU RoHS and China RoHS compliant product



此产品符合欧盟 RoHS 指令的要求；

按照中国的相关法规和标准，不含有毒有害物质或元素。