

Optimise the creation of your dialogue solutions

Welcome to the Simply Smart* world compliments of Telemecanique

Telemecanique, the world leader for control and signalling components, offers you its ranges of: pushbuttons, switches and pilot lights, beacons and indicator banks (including audible units) and components for hoisting applications. Unequalled and of high quality, it is the largest offer on the market. It **intelligently** adapts to all types of applications in the industrial, building, tertiary and infrastructure sectors.

■ **Openness:** in perfect synergy with other Telemecanique equipment, this offer optimises the creation of your dialogue solutions.

■ **Simplicity:** the clip together components ensure simple and secure assembly.

■ **Ingenuity:** LED technology for all signalling functions; "Superbright" LED offer for applications requiring a high level of visibility.

■ **Robustness:** mechanical performance much higher than standard requirements.

■ **Flexibility:** of modular construction, the products evolve with the automation system.

■ **Compactness:** the overall dimensions are the smallest on the market.



Control and signalling units The essential guide

A selection of the most popular selling products enabling you to quickly locate the most appropriate solution for your application.

勝特力材料 886-3-5753170
勝特力电子(上海) 86-21-54151736
勝特力电子(深圳) 86-755-83298787
[Http://www.100y.com.tw](http://www.100y.com.tw)

Contents

Pushbuttons, switches and pilot lights



Pushbuttons, switches and pilot lights Ø 16 2 to 5
with plastic bezel
Harmony XB6

Pilot lights Ø 8 and 12 5
Harmony XVL

Pushbuttons, switches and pilot lights Ø 22 6 to 9
with metal bezel
Harmony XB4

Pushbuttons, switches and pilot lights Ø 22 10 to 12
with plastic bezel
Harmony XB5

Control stations 13
Harmony XAL

Monolithic pushbuttons, switches and pilot lights Ø 22 14 and 15
with plastic bezel
Harmony XB7

Pushbuttons, switches and pilot lights Ø 22 16 to 19
with metal and plastic bezel
Harmony 9001

Cam switches 20 and 21
Harmony K series



Beacons and indicator banks

Beacons and indicator banks 22 and 23
Harmony XVB / XVP



Components for lifting applications

Pendant control station 24 and 25
XAC

Control handles and control stations
XK (*consult your Schneider Electric agency*)

勝特力材料 886-3-5753170
勝特力电子(上海) 86-21-54151736
勝特力电子(深圳) 86-755-83298787
[Http://www.100y.com.tw](http://www.100y.com.tw)

(1):

Voltage	Letter (●)
12...24 V AC/DC (15 mA)	B
48...120 V AC (25 mA)	G
230...240 V AC (25 mA)	M



Illuminated pushbuttons

Type of head		Flush push
Shape of head		rectangular (2)
Degree of protection		IP 65 / Nema 4, 4X, 13 / Class II
Mounting (mm)	panel cut-out mounting centres	Ø 16.2 ^{+0.2} ₀
Dimensions (mm)	W x H x D (below head)	24 x 18 with rectangular head, 18 x 18 with square or circular head
Connection (3)		24 x 18 x 50 with rectangular head, 18 x 18 x 50 with square or circular head Tags for 2.8 x 0.5 Faston connectors or for soldering

Type of push

		Spring return
		Complete products
		12 ... 24 V AC/DC
		Products for user assembly

References	Color	Contact	Complete products	Products for user assembly	Products for user assembly	Products for user assembly
white		N/O	XB6 DW1B1B	ZB6 Ee1B (1)	ZB6 Z1B	ZB6 DW1
		N/C + N/O	XB6 DW1B5B	ZB6 Ee1B (1)	ZB6 Z5B	ZB6 DW1
green		N/O	XB6 DW3B1B	ZB6 Ee3B (1)	ZB6 Z1B	ZB6 DW3
		N/C + N/O	XB6 DW3B5B	ZB6 Ee3B (1)	ZB6 Z5B	ZB6 DW3
red		N/C	XB6 DW4B2B	ZB6 Ee4B (1)	ZB6 Z2B	ZB6 DW4
		N/C + N/O	XB6 DW4B5B	ZB6 Ee4B (1)	ZB6 Z5B	ZB6 DW4
yellow		N/O	–	ZB6 Ee5B (1)	ZB6 Z1B	ZB6 DW5
		N/C + N/O	XB6 DW5B5B	ZB6 Ee5B (1)	ZB6 Z5B	ZB6 DW5

Type of push

			Latching			
white		N/O	–	ZB6 Ee1B (1)	ZB6 Z1B	ZB6 DF1
		N/C + N/O	XB6 DF1B5B	ZB6 Ee1B (1)	ZB6 Z5B	ZB6 DF1
green		N/O	XB6 DF3B1B	ZB6 Ee3B (1)	ZB6 Z1B	ZB6 DF3
		N/C + N/O	XB6 DF3B5B	ZB6 Ee3B (1)	ZB6 Z5B	ZB6 DF3
red		N/C	XB6 DF4B2B	ZB6 Ee4B (1)	ZB6 Z2B	ZB6 DF4
		N/C + N/O	XB6 DF4B5B	ZB6 Ee4B (1)	ZB6 Z5B	ZB6 DF4
yellow		N/O	–	ZB6 Ee5B (1)	ZB6 Z1B	ZB6 DF5
		N/C + N/O	–	ZB6 Ee5B (1)	ZB6 Z5B	ZB6 DF5



Pilot lights

Type of head		Smooth lens cap
Shape of head		rectangular (2)

		Complete products	Products for user assembly
		12 ... 24 V AC/DC	

References	Color	Contact	Complete products	Products for user assembly	Products for user assembly
white			XB6 DV1BB	ZB6 Ee1B (1)	ZB6 DV1
green			XB6 DV3BB	ZB6 Ee3B (1)	ZB6 DV3
red			XB6 DV4BB	ZB6 Ee4B (1)	ZB6 DV4
yellow			XB6 DV5BB	ZB6 Ee5B (1)	ZB6 DV5
blue			–	ZB6 Ee6B (1)	ZB6 DV6

(1) Basic reference, to be completed by the letter B, G or M indicating the required voltage. See voltage table above.

(2) For products with a square head, replace the letter **D** in the reference by the letter **C** (XB6 DW1B1B becomes XB6 CW1B1B).

For products with a circular head, replace the letter **D** in the reference by the letter **A** (XB6 DW1B1B becomes XB6 AW1B1B).

(3) Alternative connection: 1 x 0.5 pins for printed circuit boards.


勝特力材料 886-3-5753170
 勝特力电子(上海) 86-21-54151736
 勝特力电子(深圳) 86-755-83298787
[Http://www.100y.com.tw](http://www.100y.com.tw)

Contact functions



Pushbuttons

Type of head		Flush push			
Shape of head		rectangular (2)			
Degree of protection		IP 65 / Nema 4, 4X, 13 / Class II			
Mounting (mm)	panel cut-out mounting centres	$\varnothing 16.2^{+0.2}_0$			
Dimensions (mm)	W x H x D (below head)	24 x 18 with rectangular head, 18 x 18 with square or circular head			
Connection (3)		24 x 18 x 50 with rectangular head, 18 x 18 x 50 with square or circular head			
Connection (3)		Tags for 2.8 x 0.5 Faston connectors or for soldering			
Type of push		Spring return			
		Complete products	Products for user assembly		
References	white	N/O	XB6 DA11B	ZB6 Z1B	ZB6 DA1
		N/C + N/O	XB6 DA15B	ZB6 Z5B	ZB6 DA1
	black	N/O	–	ZB6 Z1B	ZB6 DA2
		N/C + N/O	XB6 DA25B	ZB6 Z5B	ZB6 DA2
	green	N/O	XB6 DA31B	ZB6 Z2B	ZB6 DA3
		N/C + N/O	XB6 DA35B	ZB6 Z5B	ZB6 DA3
red	N/O	–	ZB6 Z1B	ZB6 Z1B	ZB6 DA4
	N/C + N/O	XB6 DA45B	ZB6 Z5B	ZB6 Z5B	ZB6 DA4



Ø 30 mushroom head Emergency stop pushbuttons

Type of head		Trigger action			
Shape of head		cylindrical			
Type of push		Turn to release			
		Complete products	Products for user assembly		
References	red	2 N/C + 1 N/O	XB6 AS8349B	ZB6 E2B	ZB6 Z5B
					ZB6 AS834
Type of push		Key release, Ronis 200			
References	red	2 N/C + 1 N/O	XB6 AS9349B	ZB6 E2B	ZB6 Z5B
					ZB6 AS934


(2) For products with a square head, replace the letter **D** in the reference by the letter **C** (XB6 DA11B becomes XB6 CA11B).

For products with a circular head, replace the letter **D** in the reference by the letter **A** (XB6 DA11B becomes XB6 AA11B).

(3) Alternative connection: 1 x 0.5 pins for printed circuit boards.

勝特力材料 886-3-5753170
 勝特力电子(上海) 86-21-54151736
 勝特力电子(深圳) 86-755-83298787
[Http://www.100y.com.tw](http://www.100y.com.tw)

勝特力材料 886-3-5753170
 勝特力电子(上海) 86-21-54151736
 勝特力电子(深圳) 86-755-83298787
[Http://www.100y.com.tw](http://www.100y.com.tw)



Selector switches and key switches

Type of head		Black handle
Shape of head		rectangular (2)
Degree of protection		IP 65 / Nema 4, 4X, 13 / Class II (except key switches)
Mounting (mm)	panel cut-out mounting centres	Ø 16.2 ^{+0.2} ₀
Dimensions (mm)	W x H x D (below head)	24 x 18 with rectangular head, 18 x 18 with square or circular head
Connection (3)		Tags for 2.8 x 0.5 Faston connectors or for soldering

Type of operator		Black handle	
		Complete products	Products for user assembly
Number and type of positions		2 positions stay put	2 positions stay put 2 positions spring return to centre
References	N/O	XB6 DD221B	ZB6 Z1B ZB6 DD22 ZB6 Z1B ZB6 DD24
	N/C + N/O	XB6 DD225B	ZB6 Z5B ZB6 DD22 ZB6 Z5B ZB6 DD24
Number and type of positions		3 positions stay put	3 positions stay put 3 positions spring return to centre
References	N/O	XB6 DD235B	ZB6 Z5B ZB6 DD23 ZB6 Z5B ZB6 DD25



Type of operator		Ronis key, n° 200	
		Complete products	Products for user assembly
Number and type of positions		2 positions stay put	2 positions stay put 2 positions spring return to centre
References	N/C + N/O	XB6 DGC5B	ZB6 Z5B ZB6 DGC ZB6 Z5B ZB6 DGB
Number and type of positions		3 positions stay put	3 positions stay put 3 positions spring return to centre
References	N/C + N/O	XB6 DGH5B	ZB6 Z5B ZB6 DGH ZB6 Z5B ZB6 DGS

(1):

Voltage	Letter (●)
12...24 V AC/DC (15 mA)	B
48...120 V AC (25 mA)	G
230...240 V AC (25 mA)	M



Illuminated selector switches

Type of operator		Coloured handle	
		Products for user assembly	
Number and type of positions		2 positions stay put	3 positions stay put
References	white ● N/C + N/O	ZB6 E●1B (1) ZB6 Z5B	ZB6 DD02 ZB6 DD03 ZB6 YK1
	green ● N/C + N/O	ZB6 E●3B (1) ZB6 Z5B	ZB6 DD02 ZB6 DD03 ZB6 YK3
	red ● N/C + N/O	ZB6 E●4B (1) ZB6 Z5B	ZB6 DD02 ZB6 DD03 ZB6 YK4

(1) Basic reference, to be completed by the letter B, G or M indicating the required voltage. See voltage table above.

(2) For products with a square head, replace the letter **D** in the reference by the letter **C** (XB6 DD221B becomes XB6 CD221B).

For products with a circular head, replace the letter **D** in the reference by the letter **A** (XB6 DD221B becomes XB6 AD221B).

(3) Alternative connection: 1 x 0.5 pins for printed circuit boards.

LED pilot lights Ø 8 and 12

勝特力材料 886-3-5753170
 胜特力电子(上海) 86-21-54151736
 胜特力电子(深圳) 86-755-83298787
[Http://www.100y.com.tw](http://www.100y.com.tw)

(1):

Voltage	Number (●)
5 V (25 mA)	1
12 V (18 mA)	2
24 V (18 mA)	3
48 V (10 mA)	4



LED pilot lights		With black bezel	With integral lens cap	
Type of head		Protruding LED, Ø 8 mm	Covered LED, Ø 8 mm	Covered LED, Ø 12 mm
Degree of protection		IP 40, IP 65 with seal (2)		
Mounting (mm)	panel cut-out	Ø 8.2 mm	Ø 8.2 mm	Ø 12.2 mm
	mounting centres	12.5 x 12.5 mm	10.5 x 10.5 mm	16.5 x 16.5 mm
Dimensions (mm)	Ø x Depth (below head)	Ø 12 x 32	Ø 10 x 34	Ø 16 x 45
Connection		Tags (3)		
References (1)	green	XVL A1●3	XVL A2●3	XVL A3●3
	red	XVL A1●4	XVL A2●4	XVL A3●4
	yellow	XVL A1●5	XVL A2●5	XVL A3●5
Tightening key		For Ø 8 mm pilot lights		For Ø 12 mm pilot lights
References		XVL X08		XVL X12

(1) Basic reference, to be completed by the number 1, 2, 3 or 4 indicating the required voltage. See voltage table above.

(2) For an IP 65 degree of protection, include the seals: XVL Z911 for pilot lights XVL A1●● and XVL A2●●; XVL Z912 for pilot lights XVL A3●●.

(3) Tags for 2.8 x 0.5 Faston connectors or for soldering.

Sub-assemblies & accessories for Ø 16 plastic bezel control and signalling units



Sub-assemblies	Bodies for pushbuttons and selector switches			Bodies for pilot lights			
Rated operational characteristics, AC-15: Ue = 240 V and Ie = 1.5 A or Ue = 120 V and Ie = 3 A Positive operation of contacts conforming to IEC/EN 60947-5-1: N/C contacts with positive opening operation, positive opening force 20 N				Consumption			
				15 mA	12...24 V AC/DC		
				25 mA	48...120 V AC		
				25 mA	230...240 V AC		
References	Type of contact	Fixing collar + contacts	Contacts	Pilot light bodies	12 ... 24 V	48 ... 120 V	230 ... 240 V
	N/O	ZB6 Z1B	ZB6 E1B	White	ZB6 EB1B	ZB6 EG1B	ZB6 EM1B
	N/C	ZB6 Z2B	ZB6 E2B	Green	ZB6 EB3B	ZB6 EG3B	ZB6 EM3B
	2 N/O	ZB6 Z3B	-	Red	ZB6 EB4B	ZB6 EG4B	ZB6 EM4B
	2 N/C	ZB6 Z4B	-	Yellow	ZB6 EB5B	ZB6 EG5B	ZB6 EM5B
	N/O + N/C	ZB6 Z5B	-	Blue	ZB6 EB6B	ZB6 EG6B	ZB6 EM6B

Accessories							
Legend holders		24 x 28 mm (8 x 21 mm legend)			24 x 36 mm (16 x 21 mm legend)		
Blank legend	Background colour	without legend	yellow or white	black or red	without legend	yellow or white	black or red
References (10)*		ZB6 YD20	ZB6 YD21	ZB6 YD22	ZB6 YD30	ZB6 YD31	ZB6 YD32
Blank legends for legend holders		8 x 21 mm (24 x 28 mm legend holder)			16 x 21 mm (24 x 36 mm legend holder)		
	Background colour	-	yellow or white	black or red	-	yellow or white	black or red
References (20)*		-	ZB6 Y1001	ZB6 Y2001	-	ZB6 Y4001	ZB6 Y3001
Ø 45 mm yellow legend for mushroom head Emergency stop pushbutton							
	Marking	Blank, for engraving		EMERGENCY STOP	ARRET D'URGENCE		
References		ZB6 Y7001		ZB6 Y7330	ZB6 Y7130		
	Body/fixing collar	Plate		Tightening tool		Dismantling tool	
		anti-rotation		and slackening, for fixing nut		for removal of contact blocks	
References	ZB6 Y009 (10)*	ZB6 Y003 (10)*		ZB6 Y905 (2)*		ZB6 Y018 (5)*	
Protective shutter for pushbuttons and switches				Connector		Blanking plug	
	for rectangular heads	for circular and square heads		Faston, female		IP 65	
References	ZB6 YD001	ZB6 YA001		ZB6 Y004 (100)*		ZB6 Y005 (10)*	

* sold in lots of

Contact functions

勝特力材料 886-3-5753170
 勝特力电子(上海) 86-21-54151736
 勝特力电子(深圳) 86-755-83298787
[Http://www.100y.com.tw](http://www.100y.com.tw)



Pushbuttons, spring return								
Type of head			Chromium plated circular bezel					
Degree of protection	IP 65 / Nema 4X, 13 / Class I. (IP 66 for booted pushbuttons)							
Mounting (mm)	panel cut-out	Ø 22.5 (22.4 ^{+0.4} ₀ recommended)						
	mounting centres	30 x 40						
Depth (mm)	below head							
Connection (1)	Screw clamp terminals							
Type of push	Flush			Flush, booted				
Unmarked	Products		Complete	For user assembly		Complete	For user assembly	
References	black ● N/O	XB4 BA21	ZB4 BZ101	ZB4 BA2	XB4 BP21	ZB4 BZ101	ZB4 BP2	
	green ● N/O	XB4 BA31	ZB4 BZ101	ZB4 BA3	XB4 BP31	ZB4 BZ101	ZB4 BP3	
	red ● N/C	XB4 BA42	ZB4 BZ102	ZB4 BA4	XB4 BP42	ZB4 BZ102	ZB4 BP4	
	yellow ● N/O	XB4 BA51	ZB4 BZ101	ZB4 BA5	XB4 BP51	ZB4 BZ101	ZB4 BP5	
	blue ● N/O	XB4 BA61	ZB4 BZ101	ZB4 BA6	XB4 BP61	ZB4 BZ101	ZB4 BP6	
Type of push	Flush			Mushroom head, Ø 40 mm				
With international marking	Products		Complete	For user assembly		Complete	For user assembly	
References	green	N/O	XB4 BA3311	ZB4 BZ101	ZB4 BA331	–	–	–
	red	N/C	–	–	–	XB4 BA4322	ZB4 BZ102	ZB4 BA432
Type of push	Projecting			Double-headed pushbuttons			Double-headed pushbuttons, booted	
Unmarked	Products		Complete	For user assembly		Complete	For user assembly	
References	black ● N/O	–	–	–	–	XB4 BC21	ZB4 BZ101	ZB4 BC2
	red ● N/C	XB4 BL42	ZB4 BZ102	ZB4 BL4	–	–	–	–
Type of push	Double-headed pushbuttons			Double-headed pushbuttons, booted				
Degree of protection	IP 40			IP 66				
With international marking	Products		Complete	For user assembly		Complete	For user assembly	
References	green / red	N/C + N/O	XB4 BL845	ZB4 BZ105	ZB4 BL8434	XB4 BL945	ZB4 BZ105	ZB4 BL9434



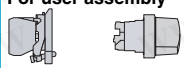

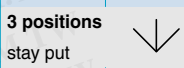
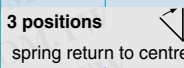
Ø 40 mm mushroom head Emergency stop pushbuttons								
Type of push	Push-pull (N/C)			Push-pull (N/C + N/O)				
Unmarked	Products		Complete	For user assembly		Complete	For user assembly	
References	red ● N/C or N/C + N/O	XB4 BT42	ZB4 BZ102	ZB4 BT4	XB4 BT845	ZB4 BZ105	ZB4 BT84	
Type of push	Turn to release (N/C)			Turn to release (N/C + N/O)				
References	red ● N/C or N/C + N/O	XB4 BS542	ZB4 BZ102	ZB4 BS54	XB4 BS8445	ZB4 BZ105	ZB4 BS844	
Type of push	Key release (N/C)			Key release (N/C + N/O)				
References	red ● N/C or N/C + N/O	XB4 BS142	ZB4 BZ102	ZB4 BS14	XB4 BS9445	ZB4 BZ105	ZB4 BS944	

(1) Alternative connections: plug-in connector, Faston connectors (6.35 and 2 x 2.8).



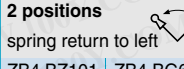
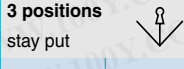
Contact functions



Selector switches and key switches

Type of head		Chromium plated circular bezel				
Degree of protection		IP 65 / Nema 4X, 13 / Class I				
Mounting (mm)		panel cut-out	Ø 22.5 (22.4 ^{+0.4} ₀ recommended)			
		mounting centres	30 x 40			
Depth (mm)		below head	43			
Connection (1)		Screw clamp terminals				
Type of operator		Handle				
		Products	Complete	For user assembly	Complete	For user assembly
Number and type of positions			2 positions stay put		2 positions spring return to left	
References		black ● N/O	XB4 BD21	ZB4 BZ101 ZB4 BD2	XB4 BD41	ZB4 BZ101 ZB4 BD4
Number and type of positions			3 positions stay put		3 positions spring return to centre	
References		black ● N/O + N/O	XB4 BD33	ZB4 BZ103 ZB4 BD3	XB4 BD53	ZB4 BZ103 ZB4 BD5



Type of operator		Key, n° 455				
		Products	Complete	For user assembly	Complete	For user assembly
Number and type of positions (2)			2 positions stay put		2 positions stay put	
References		black ● N/O	XB4 BG21	ZB4 BZ101 ZB4 BG2	XB4 BG41	ZB4 BZ101 ZB4 BG4
Number and type of positions			2 positions spring return to left		3 positions stay put	
References		black ● N/O	XB4 BG61	ZB4 BZ101 ZB4 BG6	–	–
		black ● N/O + N/O	–	–	XB4 BG33	ZB4 BZ103 ZB4 BG3

Separate components



Electrical blocks

Single contact blocks

Rated operational characteristics	AC-15, 240 V - 3 A
Positive operation of contacts conforming to IEC/EN 60947-5-1	All functions incorporating a N/C contact are positive opening operation
References (5)*	N/O ZBE 101
	N/C ZBE 102

(1) Alternative connections: plug-in connector, Faston connectors (6.35 and 2 x 2.8).

(2) The symbol  indicates key withdrawal position.

* sold in lots of

Light functions

勝特力材料 886-3-5753170
 勝特力电子(上海) 86-21-54151736
 勝特力电子(深圳) 86-755-83298787
[Http://www.100y.com.tw](http://www.100y.com.tw)



Pilot lights								
Type of head		Circular bezel Smooth lens cap						
Degree of protection		IP 65 / Nema 4X, 13 / Class I						
Mounting (mm)	panel cut-out mounting centres	Ø 22.5 (22.4 ^{+0.4} ₀ recommended)						
Depth	below head	30 x 40						
Connection (1)		43						
Light source		Screw clamp terminals			Integral LED			Direct supply for BA 9s bulb (not included)
	Products	Complete			Complete	For user assembly		
Supply voltage		24 V AC/DC	48...120 V AC	230...240 V AC	250 V max., 2.4 W max.			
References	white	XB4 BVB1	XB4 BVG1	XB4 BVM1	XB4 BV61	ZB4 BV6	ZB4 BV01	
	green	XB4 BVB3	XB4 BVG3	XB4 BVM3	XB4 BV63	ZB4 BV6	ZB4 BV03	
	red	XB4 BVB4	XB4 BVG4	XB4 BVM4	XB4 BV64	ZB4 BV6	ZB4 BV04	
	yellow	XB4 BVB5	XB4 BVG5	XB4 BVM5	XB4 BV65	ZB4 BV6	ZB4 BV05	
	blue	XB4 BVB6	XB4 BVG6	XB4 BVM6	-	-	-	



Illuminated pushbuttons and selector switches							
Type	Flush push, spring return, illuminated pushbuttons						
Light source		Integral LED			Direct supply for BA 9s bulb (not included)		
	Products	Complete			Complete	For user assembly	
Supply voltage		24 V AC/DC	48...120 V AC	230...240 V AC	250 V max., 2.4 W max.		
References	white N/C + N/O	XB4 BW31B5	XB4 BW31G5	XB4 BW31M5	XB4 BW3165	ZB4 BW065	ZB4 BW31
	green N/C + N/O	XB4 BW33B5	XB4 BW33G5	XB4 BW33M5	XB4 BW3365	ZB4 BW065	ZB4 BW33
	red N/C + N/O	XB4 BW34B5	XB4 BW34G5	XB4 BW34M5	XB4 BW3465	ZB4 BW065	ZB4 BW34
	yellow N/C + N/O	XB4 BW35B5	XB4 BW35G5	XB4 BW35M5	XB4 BW3565	ZB4 BW065	ZB4 BW35
	blue N/C + N/O	XB4 BW36B5	XB4 BW36G5	XB4 BW36M5	-	-	-



Type	Double-headed pushbuttons with LED pilot light (1 flush green push, 1 projecting red push)			Illuminated selector switches (2 position stay put)			
Degree of protection	IP 40			IP 65			
Light source	Integral LED			Integral LED			
	Products	Complete			Complete		
Supply voltage		24 V AC/DC	48...120 V AC	230...240 V AC	24 V AC/DC	48...120 V AC	230...240 V AC
References	green N/C + N/O	-	-	-	XB4 BK123B5	XB4 BK123G5	XB4 BK123M5
	red N/C + N/O	-	-	-	XB4 BK124B5	XB4 BK124G5	XB4 BK124M5
	yellow N/C + N/O	XB4 BW84B5	XB4 BW84G5	XB4 BW84M5	XB4 BK125B5	XB4 BK125G5	XB4 BK125M5

(1) Alternative connections: plug-in connector, Faston connectors (6.35 and 2 x 2.8).

勝特力材料 886-3-5753170
 勝特力电子(上海) 86-21-54151736
 勝特力电子(深圳) 86-755-83298787
 Http://www.100y.com.tw

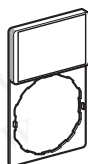
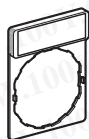
Separate components and accessories



Electrical blocks					
	Single contact blocks	Light blocks with integral LED			Light block, direct supply
Rated operational characteristics	AC-15, 240 V - 3 A	Consumption			
		18 mA	24 V AC/DC		
Positive operation of contacts conforming to IEC/EN 60947-5-1	N/C contacts with positive opening operation	14 mA	120 V AC		
		14 mA	240 V AC		
		To combine with heads for integral LED			For BA 9s bulb (not included)
References (5)*	N/O ZBE 101	white ●	ZBV B1	ZBV G1	ZBV M1
	N/C ZBE 102	green ●	ZBV B3	ZBV G3	ZBV M3
		red ●	ZBV B4	ZBV G4	ZBV M4
		yellow ●	ZBV B5	ZBV G5	ZBV M5
		blue ●	ZBV B6	ZBV G6	ZBV M6
			24 V AC/DC	48...120 V AC	230...240 V AC
					250 V max., 2.4 W max.
					Colour provided by lens



Diecast metal enclosures (Zinc alloy, usable depth 49 mm)		1 vertical row				2 vertical rows		
Number of cut-outs	Front face dimensions	1	2	3	4	2	4	6
References	80 x 80 mm	XAP M1201	–	–	–	XAP M1202	–	–
	80 x 130 mm	–	XAP M2202	XAP M2203	–	–	XAP M2204	–
	80 x 175 mm	–	–	XAP M3203	XAP M3204	–	–	XAP M3206



Accessories					
Legend holders, 30 x 40 mm, for 8 x 27 mm legends					
References (10)*	Marking	Background colour: black or red			white or yellow
	Blank	ZBY 2101			ZBY 4101
	International	0 (red background) ZBY 2931	I ZBY 2147	AUTO ZBY 2115	STOP ZBY 2304
	English	OFF ZBY 2312	ON ZBY 2311	START ZBY 2303	–
	French	ARRET (red b/grnd) ZBY 2104	ARRET-MARCHE ZBY 2166	MARCHE ZBY 2103	–
	German	AUS ZBY 2204	AUS-EIN ZBY 2266	EIN ZBY 2203	–
	Spanish	PARADA (red b/grnd) ZBY 2404	PARADA-MARCHA ZBY 2466	MARCHA ZBY 2403	–
Legend holders, 30 x 50 mm, for 18 x 27 mm legends					
References (10)*	Background colour	black or red			white or yellow
	Blank	ZBY 6101			ZBY 6102
Ø 60 mm legend for mushroom head Emergency stop pushbutton					
References	Background colour	yellow			
	Marking	Blank	EMERGENCY STOP	ARRET D'URGENCE	NOT-AUS PARADA DE EMERGENCIA
	References	ZBY 9101	ZBY 9330	ZBY 9130	ZBY 9230 ZBY 9430

(1) Alternative connections: plug-in connector, Faston connectors (6.35 and 2 x 2.8).

* sold in lots of

勝特力材料 886-3-5753170
 勝特力电子(上海) 86-21-54151736
 勝特力电子(深圳) 86-755-83298787
[Http://www.100y.com.tw](http://www.100y.com.tw)



Pushbuttons, spring return								
Type of head			Circular bezel					
Degree of protection			IP 65 / Nema 4X, 13 / Class II. (IP 66 for booted pushbuttons)					
Mounting (mm)		panel cut-out mounting centres	Ø 22.5 (22.4 ^{+0.4} ₀ recommended)					
Depth (mm)		below head	30 x 40					
Connection (1)			Screw clamp terminals					
Type of push			Flush			Flush, booted		
Unmarked		Products	Complete	For user assembly		Complete	For user assembly	
References		black ● N/O	XB5 AA21	ZB5 AZ101	ZB5 AA2	XB5 AP21	ZB5 AZ101	ZB5 AP2
		green ● N/O	XB5 AA31	ZB5 AZ101	ZB5 AA3	XB5 AP31	ZB5 AZ101	ZB5 AP3
		red ● N/C	XB5 AA42	ZB5 AZ102	ZB5 AA4	XB5 AP42	ZB5 AZ102	ZB5 AP4
		yellow ● N/O	XB5 AA51	ZB5 AZ101	ZB5 AA5	XB5 AP51	ZB5 AZ101	ZB5 AP5
		blue ● N/O	XB5 AA61	ZB5 AZ101	ZB5 AA6	XB5 AP61	ZB5 AZ101	ZB5 AP6
Type of push			Flush			Flush, booted		
With international marking		Products	Complete	For user assembly		Complete	For user assembly	
References		green I N/O	XB5 AA3311	ZB5 AZ101	ZB5 AA3311	–	–	–
		red O N/C	–	–	–	XB5 AA4322	ZB5 AZ102	ZB5 AA4322
Type of push			Projecting			Mushroom head, Ø 40 mm		
Unmarked		Products	Complete	For user assembly		Complete	For user assembly	
References		black ● N/O	–	–	–	XB5 AC21	ZB5 AZ101	ZB5 AC2
		red ● N/C	XB5 AL42	ZB5 AZ102	ZB5 AL4	–	–	–
Type of push			Double-headed pushbuttons			Double-headed pushbuttons, booted		
Degree of protection			IP 40			IP 66		
With international marking		Products	Complete	For user assembly		Complete	For user assembly	
References		green / red I O N/C + N/O	XB5 AL845	ZB5 AZ105	ZB5 AL8434	XB5 AL945	ZB5 AZ105	ZB5 AL9434



Ø 40 mm mushroom head Emergency stop pushbuttons								
Type of push			Push-pull (N/C)			Trigger action		
Unmarked		Products	Complete	For user assembly		Complete	For user assembly	
References		red ● N/C or N/C + N/O	XB5 AT42	ZB5 AZ102	ZB5 AT4	XB5 AT845	ZB5 AZ105	ZB5 AT84
Type of push			Turn to release (N/C)			Turn to release (N/C + N/O)		
References		red ● N/C or N/C + N/O	XB5 AS542	ZB5 AZ102	ZB5 AS54	XB5 AS8445	ZB5 AZ105	ZB5 AS844
Type of push			Key release (N/C)			Key release (N/C + N/O)		
References		red ● N/C or N/C + N/O	XB5 AS142	ZB5 AZ102	ZB5 AS14	XB5 AS9445	ZB5 AZ105	ZB5 AS944

(1) Alternative connections: plug-in connector, Faston connectors (6.35 and 2 x 2.8).

Contact functions

勝特力材料 886-3-5753170
 勝特力电子(上海) 86-21-54151736
 勝特力电子(深圳) 86-755-83298787
[Http://www.100y.com.tw](http://www.100y.com.tw)



Selector switches and key switches

Type of head		Circular bezel			
Degree of protection		IP 65 / Nema 4X, 13 / Class II			
Mounting (mm)	panel cut-out mounting centres	Ø 22.5 (22.4 ^{+0.4} ₀ recommended)			
Depth (mm)	below head	30 x 40 43			
Connection (1)		Screw clamp terminals			
Type of operator		Handle			
	Products	Complete	For user assembly	Complete	For user assembly
Number and type of positions		2 positions stay put		2 positions spring return to left	
References	black ● N/O	XB5 AD21	ZB5 AZ101 ZB5 AD2	XB5 AD41	ZB5 AZ101 ZB5 AD4
Number and type of positions		3 positions stay put		3 positions spring return to centre	
References	black ● N/O + N/O	XB5 AD33	ZB5 AZ103 ZB5 AD3	XB5 AD53	ZB5 AZ103 ZB5 AD5
Type of operator		Key, n° 455			
Number and type of positions (2)		2 positions stay put		2 positions spring return to left	
References	black ● N/O	XB5 AG21	ZB5 AZ101 ZB5 AG2	XB5 AG41	ZB5 AZ101 ZB5 AG4

(2) The symbol indicates key withdrawal position.

Separate components and accessories

Electrical blocks

Single contact blocks		Light blocks with integral LED				Light block, direct supply
		To combine with heads for integral LED				For BA 9s bulb (not included)
References (5)*	N/O ZBE 101 N/C ZBE 102	white ● ZBV B1	24 V AC/DC ZBV B3	48...120 V AC ZBV B4	230...240 V AC ZBV B5	250 V max., 2.4 W max. ZBV6 Colour provided by lens
		green ● ZBV B2	ZBV B3	ZBV B4	ZBV B5	
		red ● ZBV B3	ZBV B4	ZBV B5	ZBV B6	
		yellow ● ZBV B4	ZBV B5	ZBV G1	ZBV G2	
		blue ● ZBV B5	ZBV B6	ZBV G3	ZBV G4	
				ZBV G5	ZBV G6	
				ZBV M1	ZBV M2	
				ZBV M3	ZBV M4	
				ZBV M5	ZBV M6	

Accessories

Legend holders, 30 x 40 mm, for 8 x 27 mm legends

Marking	Background colour: black or red								white or yellow	
References (10)*	Blank	ZBY 2101								ZBY 4101
References	International	0 (red background)	ZBY 2931	I	ZBY 2147	AUTO	ZBY 2115	STOP	ZBY 2304	-
	English	OFF	ZBY 2312	ON	ZBY 2311	START	ZBY 2303	-	-	-
	French	ARRET (red b/grnd)	ZBY 2104	ARRET-MARCHE	ZBY 2166	MARCHE	ZBY 2103	-	-	-
	German	AUS	ZBY 2204	AUS-EIN	ZBY 2266	EIN	ZBY 2203	-	-	-
	Spanish	PARADA (red b/grnd)	ZBY 2404	PARADA-MARCHA	ZBY 2466	MARCHA	ZBY 2403	-	-	-

Legend holders, 30 x 50 mm, for 18 x 27 mm legends

Background colour	black or red	white or yellow
References (10)*	Blank	ZBY 6102

Ø 60 mm legend for mushroom head Emergency stop pushbutton

Background colour	yellow				
Marking	Blank	EMERGENCY STOP	ARRET D'URGENCE	NOT-AUS	PARADA DE EMERGENCIA
References	ZBY 9101	ZBY 9330	ZBY 9130	ZBY 9230	ZBY 9430
	Body/fixing collar		Fixing nut	Bezel tool	Plate
	for electrical block (contact or light)		for head	for tightening fixing nut ZB5 AZ901	anti-rotation
References	ZB5 AZ009 (10)*		ZB5 AZ901 (10)*	ZB5 AZ905	ZB5 AZ902

(1) Alternative connections: plug-in connector, Faston connectors (6.35 and 2 x 2.8).

* sold in lots of

Light functions


勝特力材料 886-3-5753170
 勝特力电子(上海) 86-21-54151736
 勝特力电子(深圳) 86-755-83298787
[Http://www.100y.com.tw](http://www.100y.com.tw)



Pilot lights							
Type of head		Circular bezel Smooth lens cap					
Degree of protection		IP 65 / Nema 4X, 13 / Class II					
Mounting (mm)	panel cut-out mounting centres	Ø 22.5 (22.4 ^{+0.4} ₀ recommended)					
Depth	below head	30 x 40					
Connection (1)		43					
Light source		Integral LED			Direct supply for BA 9s bulb (not included)		
	Products	Complete			Complete	For user assembly	
Supply voltage		24 V AC/DC	48...120 V AC	230...240 V AC	250 V max., 2.4 W max.		
References	white	XB5 AVB1	XB5 AVG1	XB5 AVM1	XB5 AV61	ZB5 AV6	ZB5 AV01
	green	XB5 AVB3	XB5 AVG3	XB5 AVM3	XB5 AV63	ZB5 AV6	ZB5 AV03
	red	XB5 AVB4	XB5 AVG4	XB5 AVM4	XB5 AV64	ZB5 AV6	ZB5 AV04
	yellow	XB5 AVB5	XB5 AVG5	XB5 AVM5	XB5 AV65	ZB5 AV6	ZB5 AV05
	blue	XB5 AVB6	XB5 AVG6	XB5 AVM6	–	–	–



Illuminated pushbuttons and selector switches							
Type	Flush push, spring return, illuminated pushbuttons						
Light source		Integral LED			Direct supply for BA 9s bulb (not included)		
	Products	Complete			Complete	For user assembly	
Supply voltage		24 V AC/DC	48...20 V AC	230...240 V AC	250 V max., 2.4 W max.		
References	white N/C + N/O	XB5 AW31B5	XB5 AW31G5	XB5 AW31M5	XB5 AW3165	ZB5 AW065	ZB5 AW31
	green N/C + N/O	XB5 AW33B5	XB5 AW33G5	XB5 AW33M5	XB5 AW3365	ZB5 AW065	ZB5 AW33
	red N/C + N/O	XB5 AW34B5	XB5 AW34G5	XB5 AW34M5	XB5 AW3465	ZB5 AW065	ZB5 AW34
	yellow N/C + N/O	XB5 AW35B5	XB5 AW35G5	XB5 AW35M5	XB5 AW3565	ZB5 AW065	ZB5 AW35
	blue N/C + N/O	XB5 AW36B5	XB5 AW36G5	XB5 AW36M5	–	–	–



Type	Double-headed pushbuttons with LED pilot light (1 flush green push, 1 projecting red push)			Illuminated selector switches (2 position stay put)			
Degree of protection	IP 40			IP 65			
Light source	Integral LED			Integral LED			
	Products	Complete			Complete		
Supply voltage		24 V AC/DC	48...120 V AC	230...240 V AC	24 V AC/DC	48...120 V AC	230...240 V AC
References	green N/C + N/O	–	–	–	XB5 AK123B5	XB5 AK123G5	XB5 AK123M5
	red N/C + N/O	–	–	–	XB5 AK124B5	XB5 AK124G5	XB5 AK124M5
	yellow N/C + N/O	XB5 AW84B5	XB5 AW84G5	XB5 AW84M5	XB5 AK125B5	XB5 AK125G5	XB5 AK125M5

(1) Alternative connections: plug-in connector, Faston connectors (6.35 and 2 x 2.8).

Separate components and accessories: see previous page.

勝特力材料 886-3-5753170
 勝特力电子(上海) 86-21-54151736
 勝特力电子(深圳) 86-755-83298787
[Http://www.100y.com.tw](http://www.100y.com.tw)



Complete stations with 1 pushbutton, selector switch or key switch (light grey RAL 7035 base with dark grey RAL 7016 cover)

Degree of protection		IP 65 / Nema 4X and 13 / Class II					
Dimensions (mm)		W x H x D 68 x 68 x 113 max. (with key release Ø 40 mushroom head pushbutton)					
Fixing (mm)		2 x Ø4.3 on 54 mm centres					
Function		1 Start or Stop function			1 Start-Stop function		
Marking		On spring return push			On legend holder and legend below head		
Number and type of pushbutton/selector switch/key switch		1 flush green p/b	1 flush red p/b	1 projecting red p/b	1 2 position stay put selector switch or key switch		
References	N/O	I	XAL D102	–	–	–	
		Start	XAL D103	–	–	–	
	N/C	O - I	–	–	–	XAL D134	XAL D144
		O	–	XAL D112	XAL D115	–	–



Function		Emergency stop (light grey RAL 7035 base with yellow RAL 1012 cover)			
Number and type of mushroom head pushbutton		1 red Ø 40 head, turn to release		1 red Ø 40 head, key release	
Latching mechanism		Trigger action		Standard	
References	N/C	–	XAL K174	XAL K184	
	N/C + N/C	XAL K178F	XAL K174F	XAL K184F	
	N/C + N/O	XAL K178E	XAL K174E	XAL K184E	
	N/C + N/C + N/O	XAL K178G	XAL K174G	XAL K184G	



Complete stations with 2 and 3 pushbuttons or 2 pushbuttons + 1 pilot light (light grey RAL 7035 base with dark grey RAL 7016 cover)


Dimensions (mm)		2-way control stations: 68 x 106 x 62; 3-way control stations: 68 x 136 x 87					
Fixing (mm)		2-way control stations: 2 x Ø4.3 on 54 x 68 centres; 3-way control stations: 2 x Ø4.3 on 54 x 98 centres					
Function		Start-Stop functions			2 functions		3 functions
Marking		On spring return push					
Number and type of pushbutton/pilot light		1 flush green p/b 1 flush red p/b	1 flush green pushbutton 1 flush red pushbutton 1 pilot light with integral LED (1)	1 flush white p/b 1 flush black p/b	1 flush white p/b 1 flush red p/b 1 flush black p/b	1 flush white p/b 1 Ø 30 red mushroom head p/b 1 flush black p/b	
References	N/O + N/C	I - O	XAL D213	XAL D363B	XAL D363M	–	
		Start - Stop	XAL D215	–	–	–	
	N/O + N/O	↑ ↓	–	–	–	XAL D222	–
			N/O + N/C + N/O	↑ ○ ↓	–	–	–

Accessories		Standard contact blocks			(1) Light blocks with integral LED, colour red	
Description		N/O contact	N/C contact	24 V AC/DC	230 V AC	
References		ZEN L1111	ZEN L1121	ZAL VB4	ZAL VM4	

Contact functions

勝特力材料 886-3-5753170
 勝特力电子(上海) 86-21-54151736
 勝特力电子(深圳) 86-755-83298787
 Http://www.100y.com.tw



Pushbuttons				
Type of head		Flush push circular		
Degree of protection		IP 54, class II		
Mounting (mm)	panel cut-out mounting centres	Ø 22.4 (0 +0.1) 30 (horizontal) x 40 (vertical)		
Dimensions (mm)	Ø x Depth (below head)	Ø 29 x 41.5, (Ø 40 x 41.5 for Emergency stop)		
Connection (1)		Screw clamp terminals, 1 x 0.34 mm ² to 1 x 1.5 mm ²		
Type of push	Spring return		Push and push-to-release	
References (10*)	black ●	N/O	XB7 EA21P	XB7 EH21P
		C/O	XB7 EA25P	XB7 EH25P
	green ●	N/O	XB7 EA31P	XB7 EH31P
		C/O	XB7 EA35P	XB7 EH35P
	red ●	N/C	XB7 EA42P	-
		C/O	XB7 EA45P	-
	yellow ●	N/O	XB7 EA51P	-



Selector switches and key switches				
Type of operator		Black handle		Ronis key, n° 455
Number and type of positions		2 positions stay put ↙	3 positions stay put ↘	2 positions stay put ↙
References (10*)	N/O	XB7 ED21P	-	XB7 EG21P
	N/C + N/O	XB7 ED25P	-	-
	2 N/O	-	XB7 ED33P	-
				3 positions stay put ↘
				-
				XB7 EG33P



Ø 40 mushroom head Emergency stop pushbuttons				
Type of head		Trigger action		
Type of push		Turn to release		Key release, Ronis 455
References (10*)	red ●	N/C	XB7 ES542P	XB7 ES142P
	red ●	N/C + N/O	XB7 ES545P	XB7 ES145P

(1) Alternative connection: 1 x 6.35 and 2 x 2.8 mm Faston connectors.

* sold in lots of 10

勝特力材料 886-3-5753170
 勝特力电子(上海) 86-21-54151736
 勝特力电子(深圳) 86-755-83298787
 Http://www.100y.com.tw








Contact functions and light functions

(1):

Voltage	Letter (●)
24 V DC	B
230 V AC	M







Illuminated pushbuttons

Type of head		Projecting push	
		circular	
Degree of protection		IP 54, class II	
Mounting (mm)		Ø 22.4 (0 +0.1)	
panel cut-out mounting centres		30 (horizontal) x 40 (vertical)	
Dimensions (mm)		Ø 29 x 41.5, (Ø 40 x 41.5 for Emergency stop)	
Connection (2)		Screw clamp terminals, 1 x 0.34 mm ² to 1 x 1.5 mm ²	
Type of push		Spring return	
Light source		Integral LED	Incandescent bulb direct supply (bulb not included)
Supply voltage		24 V DC or 230 V AC	6 or 24 V DC, or 130 V AC
References (10*)	green  N/O	XB7 EW33●1P (1)	XB7 EW3361P
	red  N/O	XB7 EW34●1P (1)	XB7 EW3461P
	N/C	XB7 EW34●2P (1)	–
	yellow  N/O	XB7 EW35●1P (1)	XB7 EW3561P
Type of push		Push and push-to-release	
Light source		Integral LED	Incandescent bulb direct supply (bulb not included)
Supply voltage		24 V DC or 230 V AC	6 or 24 V DC, or 130 V AC
References (10*)	green  N/O	XB7 EH03●1P (1)	XB7 EH0361P
	red  N/O	XB7 EH04●1P (1)	XB7 EH0461P
	N/C	XB7 EH04●2P (1)	–
	yellow  N/O	XB7 EH05●1P (1)	XB7 EH0561P



Pilot lights

Light source		Integral LED	Incandescent bulb direct supply (bulb not included)	Incandescent bulb direct through resistor (bulb included)
Supply voltage		24 V DC or 230 V AC	6 or 24 V DC, or 130 V AC	230 V AC
References (10)*	white 	XB7 EV01●1P (1)	XB7 EV61P	XB7 EV71P
	green 	XB7 EV03●1P (1)	XB7 EV63P	XB7 EV73P
	red 	XB7 EV04●1P (1)	XB7 EV64P	XB7 EV74P
	yellow 	XB7 EV05●1P (1)	XB7 EV65P	XB7 EV75P

Incandescent bulbs, long life

BA 9s base fitting, Ø 11 mm max., length 28 mm max.

References	6 V (1.2 W)	24 V (2 W)	130 V (2.4 W)
	DL1 CB006	DL1 CE024	DL1 CE130

(1) Basic reference, to be completed by the letter B or M indicating the required voltage. See voltage table above.

(2) Alternative connection: 1 x 6.35 and 2 x 2.8 mm Faston connectors.

* sold in lots of 10

Contact functions

勝特力材料 886-3-5753170
 勝特力电子(上海) 86-21-54151736
 勝特力电子(深圳) 86-755-83298787
[Http://www.100y.com.tw](http://www.100y.com.tw)



Pushbuttons, spring return

Type of push		Flush	Projecting	Projecting (high guard)	
Colour of push		Multi-colour (set of 7 clip-in coloured caps)			
Degree of protection		IP 66 / Nema 1, 2, 3, 3R, 4, 6, 12 and 13 / Class II			
Mounting (mm)	panel cut-out	Ø 31			
	mounting centres	57.2 x 44.5 (with legend 9001KN2●●), 57.2 x 50.8 (with legend 9001KN3●●)			
Depth below head (mm)		42			
Connection		Screw clamp terminals			
References		C/O	9001KR1UH13	9001KR3UH13	9001KR2UH13
		N/O	9001KR1UH5	9001KR3UH5	9001KR2UH5



Mushroom head Emergency stop pushbuttons

Type of push		Spring return	Push-pull			
		Ø 35 mushroom head	Ø 41 mushroom head			
		Ø 57 mushroom head	Ø 35 mushroom head			
Degree of protection		IP 66 / Nema 1, 2, 3, 3R, 4, 6, 12 and 13 / Class II				
Mounting (mm)	panel cut-out	Ø 31				
	mounting centres	57.2 x 44.5 (with legend 9001KN2●●), 57.2 x 50.8 (with legend 9001KN3●●)				
	mounting centres (Ø 57 head)	57.2 x 57.2 (with legend 9001KN2●● or 9001KN3●●)				
Depth below head (mm)		42				
Connection		Screw clamp terminals				
References		C/O	9001KR24RH13	9001KR25RH13	9001KR9R94H13	9001KR9R20H13
		N/C	9001KR24RH6	9001KR25RH6	9001KR9RH6	9001KR9R20H6



Selector switches and key switches

Type of operator		Long black handle	Key, n° 455			
	positions (1)	3 - spring return	2 - stay put			
		2 - spring return	3 - stay put			
Number and type of positions						
Degree of protection		IP 66 / Nema 1, 2, 3, 3R, 4, 6, 12 and 13 / Class II				
Mounting (mm)	panel cut-out	Ø 31				
	mounting centres	57.2 x 44.5 (with legend 9001KN2●●), 57.2 x 50.8 (with legend 9001KN3●●)				
Depth below head (mm)		42				
Connection		Screw clamp terminals				
References	N/O	–	9001KS11FBH5	9001KS34FBH5	–	–
	C/O	9001KS53FBH1	–	–	9001KS43FBH1	9001KS11K1RH1

(1) The symbol indicates key withdrawal position.

勝特力材料 886-3-5753170
 勝特力电子(上海) 86-21-54151736
 勝特力电子(深圳) 86-755-83298787
 Http://www.100y.com.tw

Light functions



Pilot lights

Type of head		Smooth lens cap			
Degree of protection		IP 66 / Nema 1, 2, 3, 3R, 4, 6, 12 and 13 / Class II			
Mounting (mm)	panel cut-out	Ø 31			
	mounting centres	57.2 x 44.5 (with legend 9001KN2●●), 57.2 x 50.8 (with legend 9001KN3●●)			
Depth below head (mm)		42			
Connection		Screw clamp terminals			
Type of light block		With high luminosity LED (included)			Incandescent BA 9s bulb (included)
References		24 V AC/DC	48 V AC/DC	120 V AC/DC	230 V AC
	green ●	9001KP35LGG9	9001KP36LGG9	9001KP38LGG9	9001KP7G9
	red ●	9001KP35LRR9	9001KP36LRR9	9001KP38LRR9	9001KP7R9
	yellow ●	9001KP35LYA9	9001KP36LYA9	9001KP38LYA9	9001KP7A9



Illuminated pushbuttons, spring return

Type of head		Spring return flush push			
Degree of protection		IP 66 / Nema 1, 2, 3, 3R, 4, 6, 12 and 13 / Class II			
Mounting (mm)	panel cut-out	Ø 31			
	mounting centres	57.2 x 44.5 (with legend 9001KN2●●), 57.2 x 50.8 (with legend 9001KN3●●)			
Depth below head (mm)		42			
Connection		Screw clamp terminals			
Type of light block		With high luminosity LED (included)			Incandescent BA 9s bulb (included)
References		24 V AC/DC	48 V AC/DC	120 V AC/DC	230 V AC
	green ●	C/O 9001K3L35LGGH13	9001K3L36LGGH13	9001K3L38LGGH13	9001K2L7RH13
	red ●	C/O 9001K3L35LRRH13	9001K3L36LRRH13	9001K3L38LRRH13	9001K2L7GH13
	yellow ●	C/O 9001K3L35LYAH13	9001K3L36LYAH13	9001K3L38LYAH13	9001K2L7AH13



Illuminated Ø 41 mushroom head pushbuttons, high luminosity LED

Degree of protection		IP 66 / Nema 1, 2, 3, 3R, 4, 6, 12 and 13 / Class II			
Mounting (mm)	panel cut-out	Ø 31			
	mounting centres	57.2 x 44.5 (with legend 9001KN2●●), 57.2 x 50.8 (with legend 9001KN3●●)			
Depth below head (mm)		42			
Connection		Screw clamp terminals			
Type of light block		With high luminosity LED (included)			Incandescent BA 9s bulb (included)
		24 V AC/DC	48 V AC/DC	120 V AC/DC	230 V AC/DC
Type of head		2 position, push-pull			
References	red ●	C/O 9001KR9P35RH13	9001KR9P36RH13	9001KR9P38RH13	9001KR9P7RH13
Type of head		3 position, push-pull (pull: spring return, centre: stay put, push: spring return)			
References	red ●	N/C + N/C late break 9001KR8P35RH25	9001KR8P36RH25	9001KR8P38RH25	9001KR8P7RH25

勝特力材料 886-3-5753170
 勝特力电子(上海) 86-21-54151736
 勝特力电子(深圳) 86-755-83298787
[Http://www.100y.com.tw](http://www.100y.com.tw)



Pushbuttons, spring return					
Type of push		Flush	Projecting	Projecting (high guard)	
Colour of push		Multi-colour (set of 7 clip-in coloured caps)			
Degree of protection		IP 66 / Nema 1, 2, 3, 3R, 4, 4X, 12 and 13 / Class II			
Mounting (mm)	panel cut-out	Ø 31			
	mounting centres	57.2 x 44.5 (with legend 9001KN2●●), 57.2 x 50.8 (with legend 9001KN3●●)			
Depth below head (mm)		42			
Connection		Screw clamp terminals			
References		C/O	9001SKR1UH13	9001SKR3UH13	9001SKR2UH13
		N/O	9001SKR1UH5	9001SKR3UH5	9001SKR2UH5



Selector switches						
Type of operator		Long black handle				
Number and type of positions	positions	3 - spring return	2 - stay put	2 - spring return		
		3 - stay put				
Degree of protection		IP 66 / Nema 1, 2, 3, 3R, 4, 4X, 12 and 13 / Class II				
Mounting (mm)	panel cut-out	Ø 31				
	mounting centres	57.2 x 44.5 (with legend 9001KN2●●), 57.2 x 50.8 (with legend 9001KN3●●)				
Depth below head (mm)		42				
Connection		Screw clamp terminals				
References		N/O	-	9001SKS11FBH5	9001SKS34FBH5	-
		C/O	9001SKS53FBH1	-	-	9001SKS43FBH1



Pilot lights					
Type of head		Smooth lens cap			
Degree of protection		IP 66 / Nema 1, 2, 3, 3R, 4, 4X, 12 and 13 / Class II			
Mounting (mm)	panel cut-out	Ø 31			
	mounting centres	57.2 x 44.5 (with legend 9001KN2●●), 57.2 x 50.8 (with legend 9001KN3●●)			
Depth below head (mm)		42			
Connection		Screw clamp terminals			
Type of light block		With high luminosity LED (included)			
		Incandescent BA 9s bulb (included)			
References		24 V AC/DC	48 V AC/DC	120 V AC/DC	230 V AC
	green ●	9001SKP35LGG9	9001SKP36LGG9	9001SKP38LGG9	9001SKP7G9
	red ●	9001SKP35LRR9	9001SKP36LRR9	9001SKP38LRR9	9001SKP7R9
	yellow ●	9001SKP35LYA9	9001SKP36LYA9	9001SKP38LYA9	9001SKP7A9

勝特力材料 886-3-5753170
 勝特力电子(上海) 86-21-54151736
 勝特力电子(深圳) 86-755-83298787
[Http://www.100y.com.tw](http://www.100y.com.tw)

Accessories



Contact blocks with protected terminals

Type of contact	Single contact blocks	
Connection	Screw clamp terminals	
References	C/O	9001KA1
	N/O	9001KA2
	N/C	9001KA3
	C/O, late break	9001KA4
	N/C, late break	9001KA5
	N/O, early make	9001KA6



Enclosures

Type	Number of Ø 30 mm cut-outs	NEMA ratings	Reference
Aluminium	1	1, 3, 4, 6, 12, 13	9001KY1
	2	1, 3, 4, 6, 12, 13	9001KY2
	3	1, 3, 4, 6, 12, 13	9001KY3
	4	1, 3, 4, 6, 12, 13	9001KY4
Stainless steel	1	1, 3, 4, 4X, 13	9001KYSS1
	2	1, 3, 4, 4X, 13	9001KYSS2
	3	1, 3, 4, 4X, 13	9001KYSS3



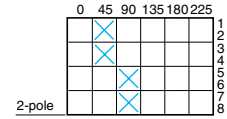
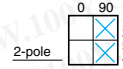
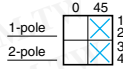
Legends

Type	Aluminium, size 44 x 43 mm	Plastic, size 57 x 57 mm	
Marking	Colour of legend	black background	white background
	Blank	9001KN200	9001KN100WP
	START	9001KN201	9001KN101WP
	STOP (red background)	9001KN202	9001KN102RP
	FORWARD	9001KN206	9001KN106WP
	REVERSE	9001KN207	9001KN107WP
	CLOSE	9001KN208	9001KN108WP
	OPEN	9001KN209	9001KN109WP
	DOWN	9001KN210	9001KN110WP
	UP	9001KN211	9001KN111WP
	HIGH	9001KN214	9001KN114WP
	LOW	9001KN215	9001KN115WP
	RESET	9001KN223	9001KN123WP
	PULL TO START/ PUSH TO STOP	9001KN379	9001KN179WP

勝特力材料 886-3-5753170
 勝特力电子(上海) 86-21-54151736
 勝特力电子(深圳) 86-755-83298787
[Http://www.100y.com.tw](http://www.100y.com.tw)



positions (°)

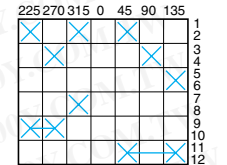
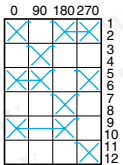
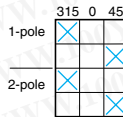


Cam switches, K1 / K2 series

Function	Switches	ON-OFF switches	Stepping switches
Degree of protection	front face	IP 65 (1)	IP 65 (1)
Conventional thermal current (Ith)	12 A 20 A	12 A 20 A	12 A 20 A
Rated insulation voltage (Ui) conforming to IEC60947-1	690 V	690 V	690 V
Number of positions	2	2	2 + "0" position
Number of poles	2	2	2
Dimensions of front plate (mm)	45 x 45	45 x 45	45 x 45
Front mounting method	Multifixing plate, 45 x 45 mm	K1B 002ALH K2B 002ALH	K1B 1002HLH K2B 1002HLH K1D 012QLH K2D 012QLH
	Plastic mounting plate for Ø 22 mm hole	K1B 002ACH K2B 002ACH	K1B 1002HCH K2B 1002HCH K1D 012QCH K2D 012QCH



positions (°)



Cam switches, K1 / K2 series

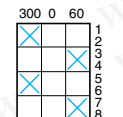
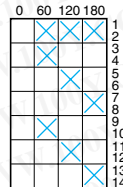
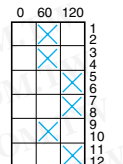
Function	Changeover switches	Ammeter switches	Voltmeter switches
Degree of protection	front face	IP 65 (1)	IP 65 (1)
Conventional thermal current (Ith)	12 A 20 A	12 A 20 A	12 A 20 A
Rated insulation voltage (Ui) conforming to IEC60947-1	690 V	690 V	690 V
Number of positions	2 + "0" position	3 + "0" position (3 circuits + "0" position)	6 + "0" position (measurements between 3 phases & N + "0" pos.)
Number of poles	2	4	7
Dimensions of front plate (mm)	45 x 45	45 x 45	45 x 45
Front mounting method	Multifixing plate, 45 x 45 mm	K1D 002ULH K2D 002ULH	K1F 003MLH to be compiled *
	Plastic mounting plate for Ø 22 mm hole	K1D 002UCH K2D 002UCH	K1F 003MCH to be compiled *
			K1F 027MLH to be compiled *
			K1F 027MCH to be compiled *

(1) With seal KZ73 for switch with Multifixing plate, with seal KZ65 for Ø 22 mm hole mounting switches. Seal to be ordered separately.

(*) Please consult your Schneider Electric agency.



positions (°)



Cam switches with key operated lock, K1 series

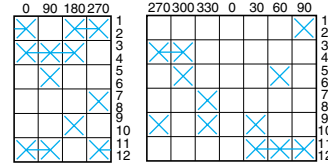
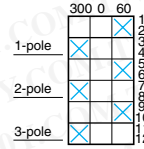
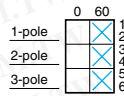
Function	Stepping switches	Run switches	Changeover switches + "0" pos.
Degree of protection	front face	IP 65	IP 65
Conventional thermal current (Ith)	12 A	12 A	12 A
Rated insulation voltage (Ui) conforming to IEC60947-1	690 V	690 V	690 V
Number of positions	2 + "0" position	3 + "0" position	2 + "0" position
Number of poles	3	2	2
Dimensions of front plate (mm)	55 x 100	55 x 100	55 x 100
Colour of handle	red black	red black	red black
Front mounting method	Ø 22 mm hole + Ø 43.5 mm hole	K1F 022QZ2 K1F 022QZ4	K1G 043RZ2 K1G 043RZ4 K1D 002UZ2 K1D 002UZ4

勝特力材料 886-3-5753170
 勝特力电子(上海) 86-21-54151736
 勝特力电子(深圳) 86-755-83298787
 Http://www.100y.com.tw

10 to 150 A ratings



positions (°)



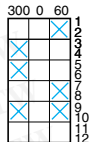
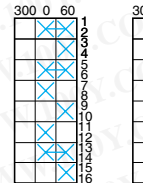
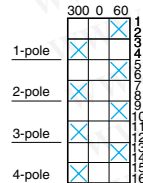
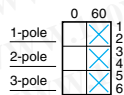
Cam switches, K10 series										
Function	Switches			Changeover switches		Ammeter switches	Voltmeter switches			
Degree of protection	front face	IP 65			with "0" position IP 65		IP 65	IP 65		
Conventional thermal current (Ith)	10 A			10 A		10 A	10 A			
Rated insulation voltage (Ui) conforming to IEC60947-1	440 V			440 V		440 V	440 V			
Number of positions	2			2 + "0" position		3 + "0" pos. (1)	6 + "0" pos. (2)			
Number of poles	1	2	3	2	3	3	3			
Dimensions of front plate (mm)	30 x 30			30 x 30		30 x 30	30 x 30			
Front mounting method	By Ø 16 mm or 22 mm hole			K10 A001ACH	K10 B002ACH	K10 C003ACH	K10 D002UCH	K10 F003UCH	K10 F003MCH	K10 F027MCH

(1) (3 circuits + "0" position).

(2) (Measurements between 3 phases and N + "0" position).



positions (°)



Cam switches, K30 series									
Function	Switches	Switches	Changeover	Starting	Starting	Reversing			
Degree of protection	front face	IP 40	ON-OFF IP 40	with "0" position IP 40	star-delta IP 40	2-speed IP 40	IP 40		
Conventional thermal current (Ith)	32 A		32 A	32 A	32 A	32 A	32 A		
Rated insulation voltage (Ui) conforming to IEC60947-1	690 V		690 V	690 V	690 V	690 V	690 V		
Number of positions	2		2	3	3	3	3		
Number of poles	3		3	4	3	3	3		
Dimensions of front plate (mm)	64 x 64		64 x 64	64 x 64	64 x 64	64 x 64	64 x 64		
Front mounting method	Multifixing		K30 C003AP (3)	K30 C003HP (3)	K30 D004HP (3)	K30 H004UP (3)	K30 H001YP (3)	K30 H004PP (3)	K30 E003WP (3)

(3) To order switches with other thermal current ratings (50, 63, 115, 150 A): replace the number 30 in the reference by 50, 63, 115 or 150 respectively.

Example: a switch with a 32 A current rating, for example K30 C003AP, becomes K50 C003AP for a current rating of 50 A.

Accessories for cam switches K1/K2

Rubber seals			
for IP 65 degree of protection			
For use with heads	with 45 x 45 mm front plate Ø 22 mm hole or 4 hole front mtg.	with 60 x 60 mm front plate Ø 22 mm hole or 4 hole front mtg.	with 45 x 45 mm front plate multifixing
References (5)*	KZ 65	KZ 66	KZ 73

* sold in lots of

勝特力材料 886-3-5753170
 勝特力电子(上海) 86-21-54151736
 勝特力电子(深圳) 86-755-83298787
[Http://www.100y.com.tw](http://www.100y.com.tw)



Illuminated beacons XVB L, Ø 70 mm		Steady light signalling		Flashing light signalling	
Light source		Incandescent BA 15d bulb, 7 W max. (not included)	LED on BA 15d base (included)	LED on BA 15d base (included)	"Flash" discharge tube 5 J (1)
Degree of protection		IP 65			
Rated insulation voltage (Ui)		250 V			
Beacon references (2)	12...230 V AC/DC	XVB L3●	–	–	–
	24 V AC/DC	–	XVB L0B●	XVB L1B●	XVB L6B●
	120 V AC	–	XVB L0G●	XVB L1G●	XVB L6G●
	230 V AC	–	XVB L0M●	XVB L1M●	XVB L6M●



Indicator banks XVB C, Ø 70 mm 2 to 5 units (3)		Base units	Steady light signalling		Flashing light signalling		Audible units (90 db at 1 m)
Light source		–	Incandescent BA 15d bulb, 10 W max. (not included)	Integral LED	Integral LED	"Flash" discharge tube, 5 J (1)	–
Degree of protection		IP 65					
Rated insulation voltage (Ui)		250 V					
Base unit references	with cover	XVB C21 (4)	–	–	–	–	–
	without cover	XVB C07 (5)	–	–	–	–	–
Lens unit references (2)	12... 230 V AC/DC	–	XVB C3●	–	–	–	–
	24 V AC/DC	–	–	XVB C2B●	XVB C5B●	XVB C6B●	–
	120 V AC	–	–	XVB C2G●	XVB C5G●	XVB C6G●	–
	230 V AC	–	–	XVB C2M●	XVB C5M●	XVB C6M●	–
Audible unit references	12 to 48 V AC/DC	–	–	–	–	–	XVB C9B
	unidirectional 120 to 230 V AC	–	–	–	–	–	XVB C9M

(4) For connection on AS-Interface, order a base unit XVB C21A (side cable entry) or XVB C21B (bottom cable entry).

(5) For indicator banks with "Flash" discharge unit.



Indicator banks XVP C, Ø 50 mm 2 to 5 units (3), black clamping ring (6)		Base unit	Steady or flashing light signalling	"Flash" signalling		Audible units (55...85 dB at 1 m)
Light source		–	Incandescent BA 15d bulb, 10 W max. (not included)	"Flash" discharge tube, 0.3 J	"Flash" discharge tube, 0.6 J	–
Degree of protection		IP 65				
Rated insulation voltage (Ui)		250 V				
Base unit		with cover XVP C21	–	–	–	–
References (2)	250 V max.	–	XVP C3●	–	–	–
	24 V DC	–	–	XVP C6B●	–	XVP C09B
	120 V AC	–	–	–	XVP C6G●	XVP C09G
	230 V AC	–	–	–	XVP C6M●	XVP C09M

(1) To order a lens unit with a 10 J discharge tube, replace the number 6 by 8 (example: XVB L6B● becomes XVB L8B●).

(2) To obtain the complete reference, replace the ● by the number designating the colour as follows: 3 = green, 4 = red, 5 = orange, 6 = blue, 7 = clear, 8 = yellow.

(3) An indicator bank comprises: 1 base unit + 1 to 5 illuminated units or 1 audible unit max.

(6) To order products with a **cream clamping ring**, add the letter **W** to the end of the reference (example: base unit + green lens unit: XVP C21W + XVP C33W, etc.).

Miniature beacons

Rotating mirror beacon and Sirens

勝特力材料 886-3-5753170
 勝特力电子(上海) 86-21-54151736
 勝特力电子(深圳) 86-755-83298787
 Http://www.100y.com.tw



Miniature illuminated beacons XVD LS Ø 45 mm		Steady light signalling	"Flash" signalling
Light source		Incandescent BA 15d bulb, 5 W max. (not included)	"Flash" discharge tube, 0.5 J
Degree of protection		IP 40	
Rated insulation voltage (Ui)		250 V	
Beacon references (1)	24...230 V AC/DC	XVD LS3●	–
	24 V AC/DC	–	XVD LS6B●
	120 V AC	–	XVD LS6G●
	230 V AC	–	XVD LS6M●

(1) To obtain the complete reference, replace the ● by the number designating the colour as follows: 3 = green, 4 = red, 5 = orange, 6 = blue, 7 = clear, 8 = yellow.



Rotating mirror beacon XVR and sirens XVS	Rotating mirror beacon		Sirens, 106 db	
	Halogen bulb 70 W H1 (included)	Incandescent bulb 25 W BA15d (included)	1 tone	2 tone
Description				
Diameter	Ø 165 mm		Ø 92 mm	
Degree of protection	IP 65		IP 40	
Rated insulation voltage (Ui)	250 V			
References (2)	24 V AC/DC	XVR 1B9●	XVR 1B0●	XVS B1
	120 V AC	–	XVR 1G0●	XVS G1
	230 V AC	–	XVR 1M0●	XVS M1
				XVS B2
				XVS G2
				XVS M2

(2) To obtain the complete reference, replace the ● by the number designating the colour as follows: 3 = green, 4 = red, 5 = orange, 6 = blue, 8 = yellow.

Accessories

Bulbs and LEDs	Indicator banks XVB / XVP			Beacons XVD LS	Rotating mirror beacon	
	Incandescent bulb, BA 15d base fitting	LED, BA 15d base fitting	Flashing LED, BA 15d base fitting	Incandescent bulb, BA 15d base fitting	Halogen bulb, 70 W H1 base fitting	Incandescent bulb, 25 W BA 15d base fitting
References (3)	12 V	DL1 BEJ (7 W)	–	–	–	–
	24 V	DL1 BEB (6.5 W)	DL1 BDB●	DL1 BEBS (4 W)	DL1 BRBH	DL1 BRB
	48 V	DL1 BEE (6 W)	–	–	–	–
	120 V	DL1 BEG (7 W)	DL1 BDG●	DL1 BEGS (5 W)	–	DL1 BRG
	230 V	DL1 BEM (7 W)	DL1 BDM●	DL1 BEMS (5 W)	–	DL1 BRM

(3) To obtain the complete reference, replace the ● by the number designating the colour as follows: 1 = white, 3 = green, 4 = red, 6 = blue, 8 = orange.

Mounting accessories	For beacons and indicator banks type XVB			For beacons and indicator banks type XVP		
	100 mm	400 mm	800 mm	112 mm	260 mm	410 mm
Black aluminium support tube	XVB C02	XVB C03	XVB C04	XVP C02 (4)	XVP C03 (4)	XVP C04 (4)
Black fixing plates	for horizontal support			–		
	for vertical support			XVP C12 (4)		

(4) Aluminium support tube with integral fixing base. To order a cream XVP unit, add the letter **W** to the end of the reference (example: XVP C03W).

勝特力材料 886-3-5753170
 勝特力电子(上海) 86-21-54151736
 勝特力电子(深圳) 86-755-83298787
[Http://www.100y.com.tw](http://www.100y.com.tw)



Type XAC A "Pistol grip"

Degree of protection	IP 65 / Nema 4, 4X / Class II		
Rated operational characteristics	AC 15 (240 V 3 A), DC 13		
Conventional thermal current	lthe	10 A	
Connection	Screw clamp terminals, 1 x 2.5 mm ² or 2 x 1.5 mm ²		
For control of	single-speed motors 		2-speed motors
Dimensions (mm)	W x H x D	52 x 295 x 71 (x 85 with ZA2 BS44)	52 x 295 x 71 (x 85 with ZA2 BS44)
Number of operators	mechanically interlocked	2	
	Emergency stop	without	ZA2 BS44
References		XAC A201	XAC A2013
			XAC A207
			XAC A2073



Type XAC A

For control of single-speed motors				
Dimensions (mm)	W x H x D	80 x 314 x 70 (x 90 with ZA2 BS44)	80 x 440 x 70 (x 90 with ZA2 BS54)	
Number of operators	mechanically interlocked between pairs	2		4
	Emergency stop	without	ZA2 BS44	without
References		XAC A271	XAC A2713	XAC A471
				XAC A4713



For control of single-speed motors				
Dimensions (mm)	W x H x D	80 x 500 x 70 (x 90 with ZA2 BS54)	80 x 560 x 70	
Number of operators	mechanically interlocked between pairs	6		8
	Emergency stop	without	ZA2 BS54	without
References		XAC A671	XAC A6713	XAC A871

勝特力材料 886-3-5753170
 勝特力电子(上海) 86-21-54151736
 勝特力电子(深圳) 86-755-83298787
 Http://www.100y.com.tw

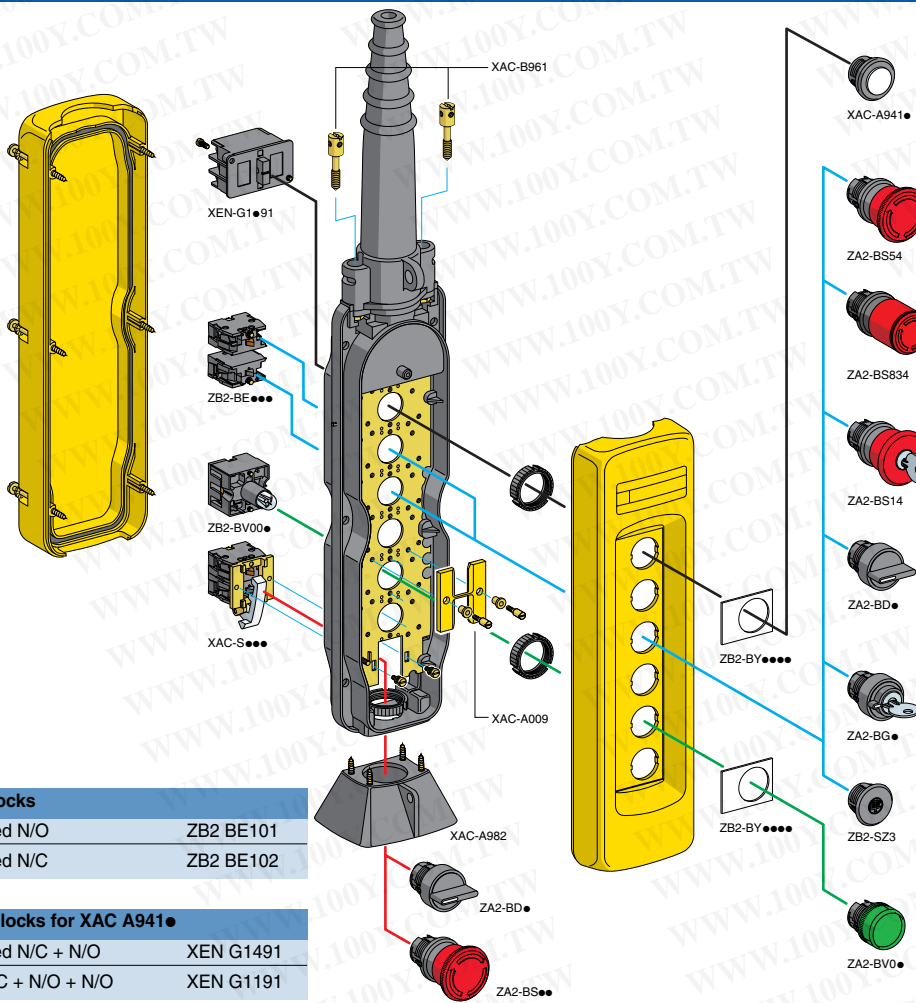
Stations for user assembly



Empty enclosures type XAC A

Number of ways	2	3	4	5	6	8	12
References	XAC A02	XAC A03	XAC A04	XAC A05	XAC A06	XAC A08	XAC A12

Separate components (for mounting in enclosures XAC A)



Contact blocks	
Single-speed N/O	ZB2 BE101
Single-speed N/C	ZB2 BE102

Contacts blocks for XAC A941●	
Single-speed N/C + N/O	XEN G1491
2-speed N/C + N/O + N/O	XEN G1191

Contact blocks (for mounting in enclosure base)	
N/O	XAC S101
N/C + N/O	XAC S105

Protective guard (for base mounted units)
 For selector switch or XAC A982
 mushroom head pushbutton

Booted operators	
white	XAC A9411
black	XAC A9412

Mushroom head, latching	
turn to release Ø 30	ZA2 BS44
Ø 40	ZA2 BS54

Mushroom head, latching, trigger action	
turn to release Ø 30	ZA2 BS834
Ø 40	ZA2 BS844

Mushroom head, latching	
key release Ø 30	ZA2 BS74
Ø 40	ZA2 BS14

Selector switch	
2 pos. stay put	ZA2 BD2
3 pos. stay put	ZA2 BD3

Key switch	
key n° 455 2 pos. stay put	ZA2 BG4
3 pos. stay put	ZA2 BG5

Blanking plug	
with seal and fixing nut	ZB2 SZ3

Pilot light heads	
white	ZA2 BV01
green	ZA2 BV03
red	ZA2 BV04
yellow	ZA2 BV05

Pilot light bodies	
direct supply	ZB2 BV006
direct supply, through resistor	ZB2 BV007

Legends, 30 x 40 mm

	With symbols conforming to NF E 52-124						With text		
References	ZB2 BY4901	ZB2 BY4903	ZB2 BY4907	ZB2 BY4909	ZB2 BY4913	ZB2 BY4915	ZB2 BY4930	ZB2 BY2303	ZB2 BY2304
								blank	
References	ZB2 BY2904	ZB2 BY2906	ZB2 BY2910	ZB2 BY2912	ZB2 BY2916	ZB2 BY2918	ZB2 BY2931	white or yellow background	ZB2 BY4101

The efficiency of Telemecanique branded *solutions*

勝特力材料 886-3-5753170
勝特力电子(上海) 86-21-54151736
勝特力电子(深圳) 86-755-83298787
[Http://www.100y.com.tw](http://www.100y.com.tw)

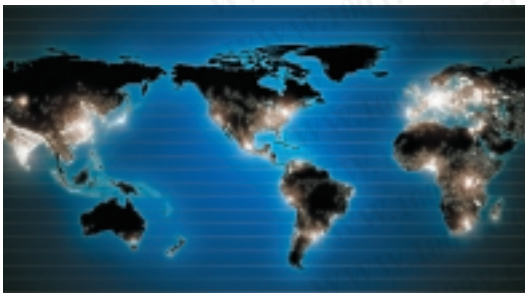
more compatibility

When combined, Telemecanique products offer quality solutions, meeting all your application automation and control function requirements.



more service

A unique partner,
a global presence



Constantly available worldwide

With more than 5000 points of sale in 130 countries, you can be sure to find the range of products which is right for you and which complies fully with the standards in the country in which they are to be used.

Technical assistance wherever you are

Our technicians are at your disposal to assist you in finding the optimum solution for your particular needs. Schneider provides you with all necessary technical assistance throughout the world.

Schneider Electric Industries S.A.S.

Head office

89, bd Franklin Roosevelt
92500 Rueil-Malmaison
Cedex
France

Owing to changes in standards and equipment, the characteristics given in the text and images in this document are not binding until they have been confirmed with us.

Production: IGS-CP
Photos: Photothèque Schneider Electric
Printed by: