

Features and Benefits

- Chopper stabilized amplifier stage
- Optimized for BDC motor applications
- New miniature package / thin, high reliability package
- Operation down to 2.2V
- CMOS for optimum stability, quality and cost

Applications

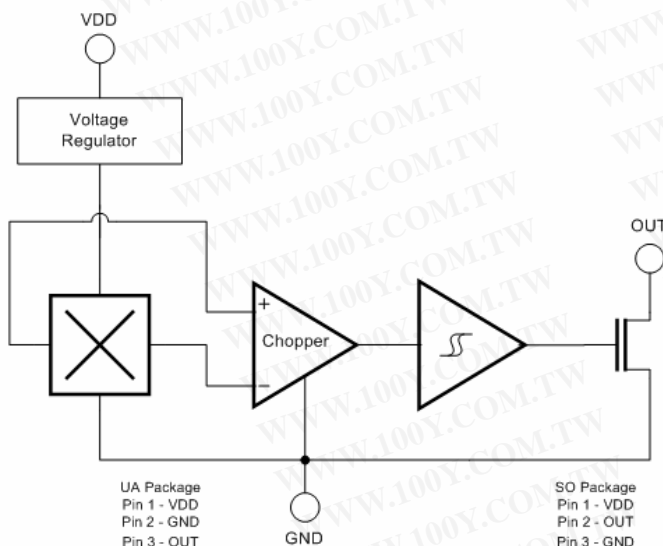
- Solid state switch
- Brushless DC motor commutation
- Linear position sensing
- Angular position sensing
- Current sensing

勝特力材料 886-3-5753170
 勝特力电子(上海) 86-21-54151736
 勝特力电子(深圳) 86-755-83298787
[Http://www.100y.com.tw](http://www.100y.com.tw)

Ordering Information

Part No.	Temperature Suffix	Package Code
US3881	E (-40°C to 85°C)	SO (SOT – 23) or UA (TO – 92)
US3881	K (-40°C to 125°C)	SO (SOT – 23) or UA (TO – 92)
US3881	L (-40°C to 150°C)	SO (SOT – 23) or UA (TO – 92)

1. Functional Diagram



Note: This is a static-sensitive device. Please observe ESD precautions. Reverse VDD protection is not included. For reverse voltage protection a 100Ohms resistor in series with VDD is recommended.

2. Description

The US3881 is bipolar Hall Effect sensor IC fabricated from mixed signal CMOS technology. It incorporates advanced chopper stabilization techniques to provide accurate and stable magnetic switch points. There are many applications for this sensor in addition to those listed above. The design, specifications and performance have been optimized for commutation applications in 5V and 12V brushless DC motors.

The output transistor will be latched on (B_{OP}) in the presence of a sufficiently strong South pole magnetic field facing the marked side of the package. Similarly, the output will be latched off (B_{RP}) in the presence of a North field.

The SOT – 23 device is reversed from the UA. The SOT – 23 output transistor will be latched on in the presence of a sufficiently strong North pole magnetic field subjected to the marked face.

TABLE OF CONTENTS

FEATURES AND BENEFITS 1

APPLICATIONS..... 1

ORDERING INFORMATION..... 1

1. FUNCTIONAL DIAGRAM..... 1

2. DESCRIPTION..... 1

3. GLOSSARY OF TERMS 3

4. ABSOLUTE MAXIMUM RATINGS 3

5. US3881 ELECTRICAL SPECIFICATIONS 3

6. US3881 MAGNETIC SPECIFICATIONS..... 4

7. UNIQUE FEATURES..... 4

8. PERFORMANCE GRAPHS..... 5

9. APPLICATIONS INFORMATION..... 7

10. RELIABILITY INFORMATION..... 8

11. ESD PRECAUTIONS..... 8

12. PACKAGE INFORMATION..... 9

13. DISCLAIMER..... 10

勝特力材料 886-3-5753170
勝特力电子(上海) 86-21-54151736
勝特力电子(深圳) 86-755-83298787
[Http://www.100y.com.tw](http://www.100y.com.tw)

3. Glossary of Terms

MilliTesla (mT), Gauss: Units of magnetic flux density; 1mT = 10 Gauss

4. Absolute Maximum Ratings

Supply Voltage (Operating), V_{DD}	18V
Supply Current (Fault), I_{DD}	50mA
Output Voltage, V_{OUT}	18V
Output Current (Fault), I_{OUT}	50mA
Power Dissipation, P_D	100mW
Operating Temperature Range, T_A	-40 to 150°C
Storage Temperature Range, T_S	-65 to 150°C
Maximum Junction Temp UA Package, T_{JUA}	175°C
Maximum Junction Temp SOT Package, T_{JSOT}	150°C

Exceeding the absolute maximum ratings may cause permanent damage. Exposure to absolute-maximum-rated conditions for extended periods may affect device reliability.

5. US3881 Electrical Specifications

DC operating parameters: $T_A = 25^\circ\text{C}$, $V_{DD} = 12\text{VDC}$ (unless otherwise specified).

Parameter	Symbol	Test Conditions	Min	Typ	Max	Units
Supply Voltage	V_{DD}	Operating	2.2		18	V
Supply current	I_{DD}	$B < B_{OP}$	1.5	2.5	4.0	mA
Saturation Voltage	$V_{DS(on)}$	$I_{OUT} = 20\text{ mA}$, $B > B_{OP}$		0.4	0.5	V
Output Leakage	I_{OFF}	$B < B_{RP}$, $V_{OUT} = 20\text{V}$		0.01	10.0	μA
Output Rise Time	t_r	$V_{DD} = 12\text{V}$, $R_L = 1.1\text{K}$, $C_L = 20\text{pF}$		0.04		us
Output Fall Time	t_f	$V_{DD} = 12\text{V}$, $R_L = 1.1\text{K}$, $C_L = 20\text{pF}$		0.18		us

勝特力材料 886-3-5753170
 勝特力电子(上海) 86-21-54151736
 勝特力电子(深圳) 86-755-83298787
[Http://www.100y.com.tw](http://www.100y.com.tw)

6. US3881 Magnetic Specifications

DC operating parameters: $T_A = 25^\circ\text{C}$, $V_{DD} = 12\text{V}_{DC}$ (unless otherwise specified).

Parameter	Symbol	Test Conditions	Min	Typ	Max	Units
Operating Point	B_{OP}	EUA, ESO 25 & 85°C, $V_{dd}=2.2$ & 18VDC	1.0	5.0	9.0	mT
Release Point	B_{RP}	EUA, ESO 25 & 85°C, $V_{dd}=2.2$ & 18VDC	-9.0	-5.0	-1.0	mT
Hysteresis	B_{HYS}	EUA, ESO 25 & 85°C, $V_{dd}=2.2$ & 18VDC	5.5	10.0	12.0	mT
Operating Point	B_{OP}	LUA, LSO 25 & 150°C, $V_{dd}=2.2$ & 18VDC	1.0	5.0	9.0	mT
Release Point	B_{RP}	LUA, LSO 25 & 150°C, $V_{dd}=2.2$ & 18VDC	-9.0	-5.0	-1.0	mT
Hysteresis	B_{HYS}	LUA, LSO 25 & 150°C, $V_{dd}=2.2$ & 18VDC	5.5	10.0	12.0	mT

7. Unique Features

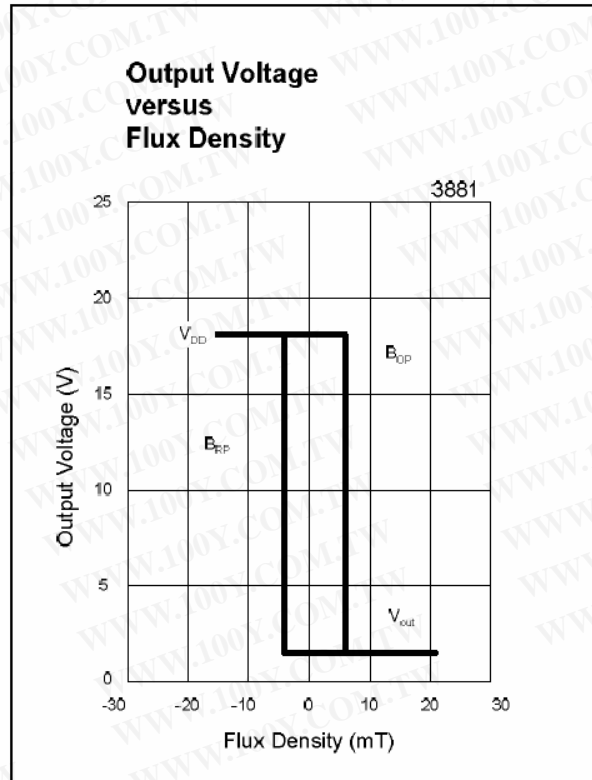
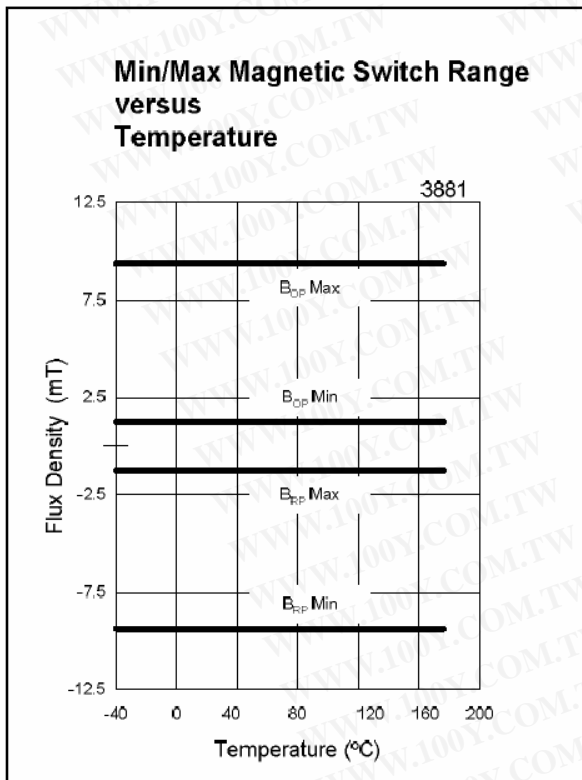
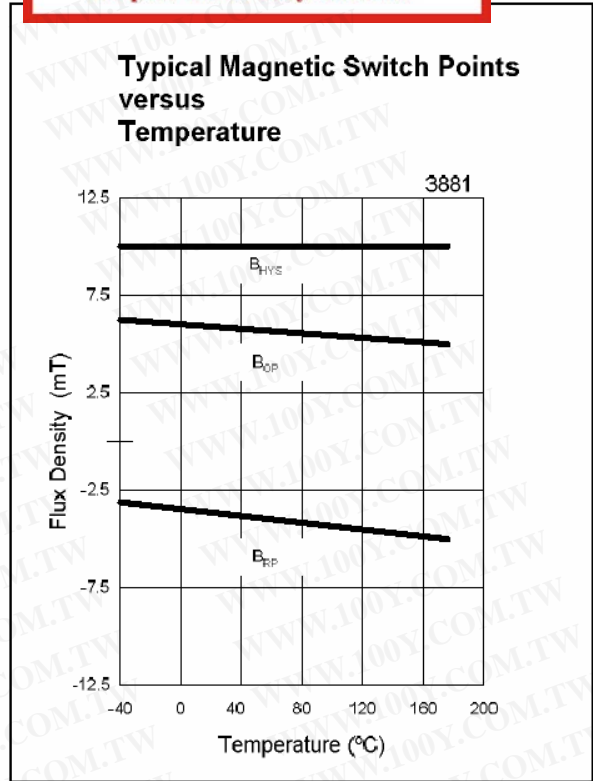
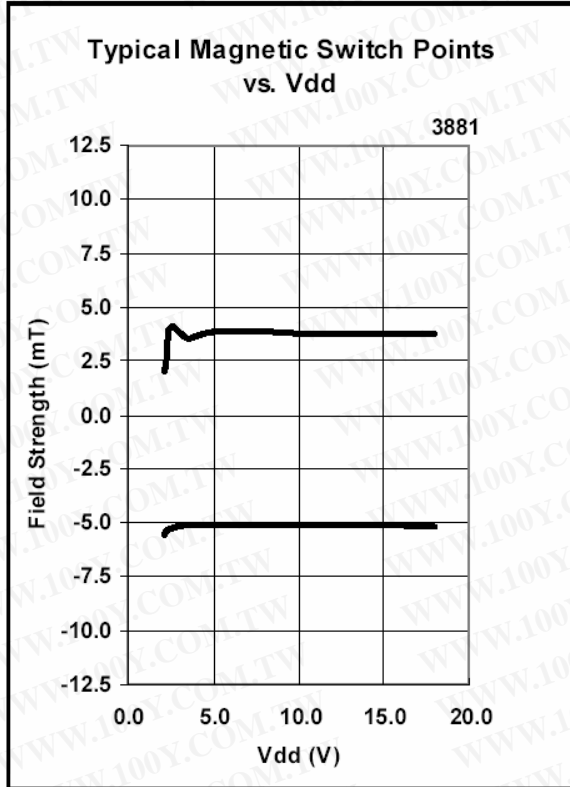
CMOS Hall IC Technology

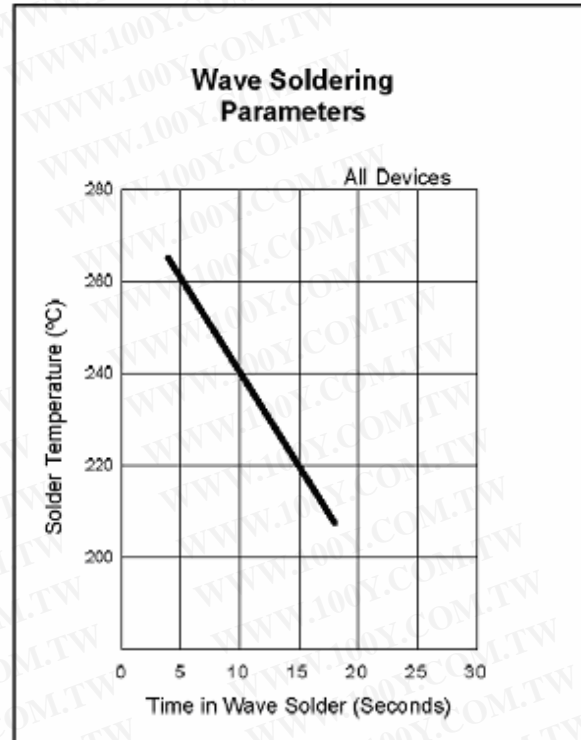
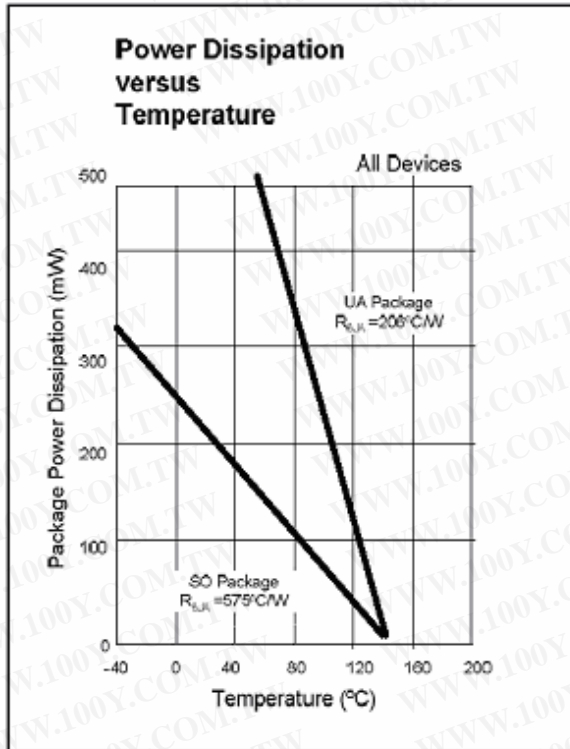
The chopper stabilized amplifier uses switched capacitor techniques to eliminate the amplifier offset voltage, which, in bipolar devices, is a major source of temperature sensitive drift. CMOS makes this advanced technique possible. The CMOS chip is also much smaller than a bipolar chip, allowing very sophisticated circuitry to be placed in less space. The small chip size also contributes to lower physical stress and less power consumption.

勝特力材料 886-3-5753170
 勝特力电子(上海) 86-21-54151736
 勝特力电子(深圳) 86-755-83298787
[Http://www.100y.com.tw](http://www.100y.com.tw)

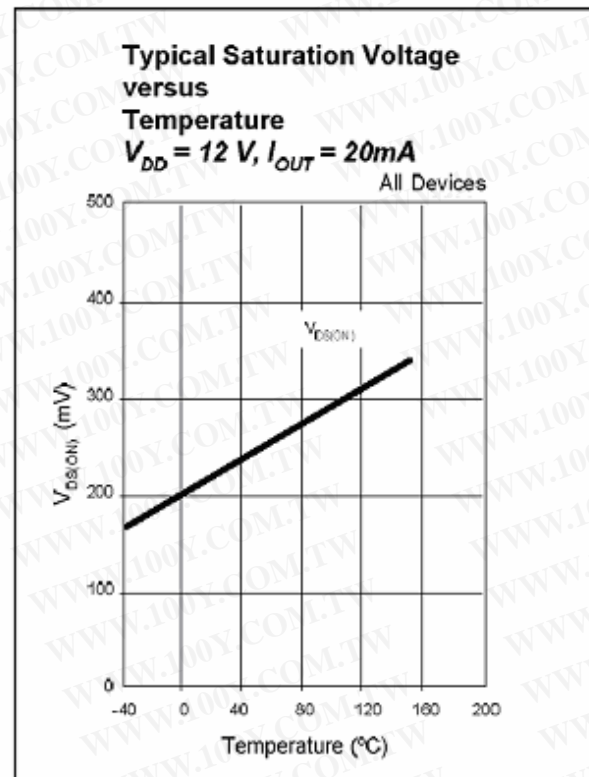
勝特力材料 886-3-5753170
 勝特力电子(上海) 86-21-54151736
 勝特力电子(深圳) 86-755-83298787
[Http://www.100y.com.tw](http://www.100y.com.tw)

8. Performance Graphs

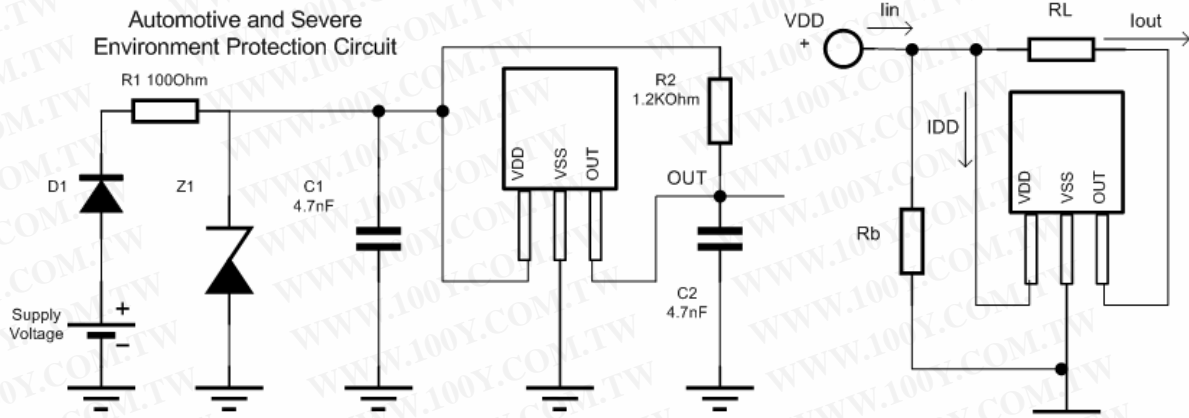




勝特力材料 886-3-5753170
 勝特力电子(上海) 86-21-54151736
 勝特力电子(深圳) 86-755-83298787
[Http://www.100y.com.tw](http://www.100y.com.tw)



9. Applications Information



The resistors R_L and R_b can be used to bias the input current. Refer to the part specifications for limiting values. This circuit will help in getting the precise ON and OFF currents desired.

$$B_{rp} = I_{off} = (V_{DD}/R_b + I_{DD})$$

$$B_{op} = I_{on} = (I_{off} + V_{DD}/R_L)$$

If reverse supply protection is desired, use a resistor in series with the V_{DD} pin. The resistor will limit the supply current (Fault), I_{DD} , to 50 mA. For severe EMC conditions, use the application circuit on this page.

勝特力材料 886-3-5753170
 勝特力电子(上海) 86-21-54151736
 勝特力电子(深圳) 86-755-83298787
[Http://www.100y.com.tw](http://www.100y.com.tw)

10. Reliability Information

This Melexis device is classified and qualified regarding soldering technology, solderability and moisture sensitivity level, as defined in this specification, according to following test methods:

- IPC/JEDEC J-STD-020
Moisture/Reflow Sensitivity Classification For Nonhermetic Solid State Surface Mount Devices (classification reflow profiles according to table 5-2)
- EIA/JEDEC JESD22-A113
Preconditioning of Nonhermetic Surface Mount Devices Prior to Reliability Testing (reflow profiles according to table 2)
- CECC00802
Standard Method For The Specification of Surface Mounting Components (SMDs) of Assessed Quality
- EIA/JEDEC JESD22-B106
Resistance to soldering temperature for through-hole mounted devices
- EN60749-15
Resistance to soldering temperature for through-hole mounted devices
- MIL 883 Method 2003 / EIA/JEDEC JESD22-B102
Solderability

For all soldering technologies deviating from above mentioned standard conditions (regarding peak temperature, temperature gradient, temperature profile etc) additional classification and qualification tests have to be agreed upon with Melexis.

The application of Wave Soldering for SMD's is allowed only after consulting Melexis regarding assurance of adhesive strength between device and board.

Based on Melexis commitment to environmental responsibility, European legislation (Directive on the Restriction of the Use of Certain Hazardous substances, RoHS) and customer requests, Melexis has installed a Roadmap to qualify their package families for lead free processes also. Various lead free generic qualifications are running, current results on request.

For more information on manufacturability/solderability see quality page at our website:
<http://www.melexis.com/html/pdf/MLXleadfree-statement.pdf>

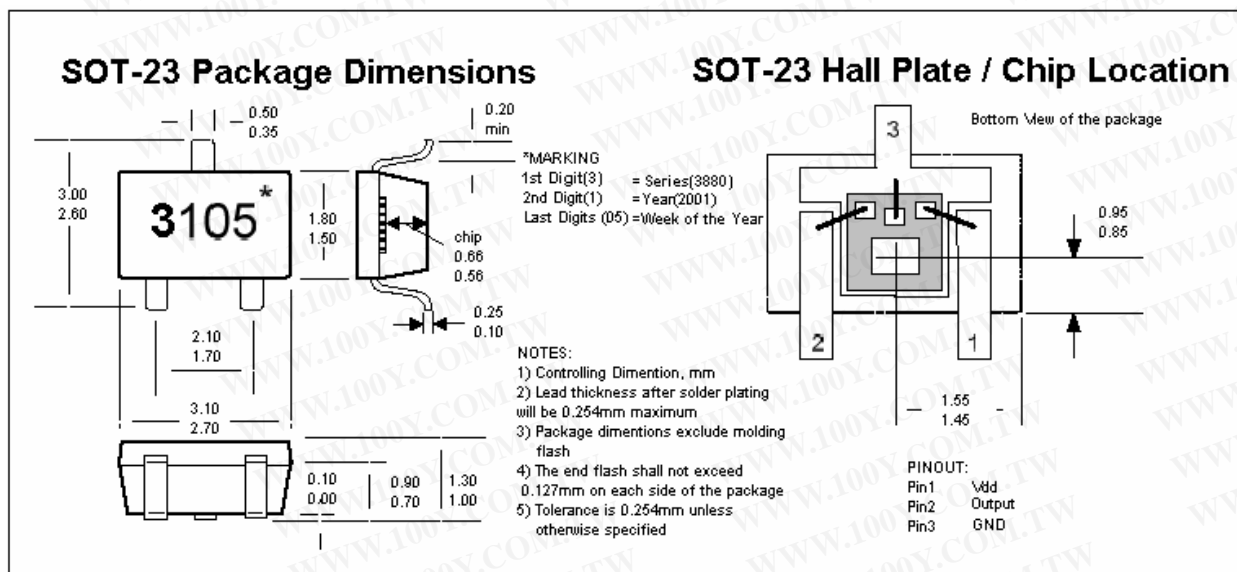
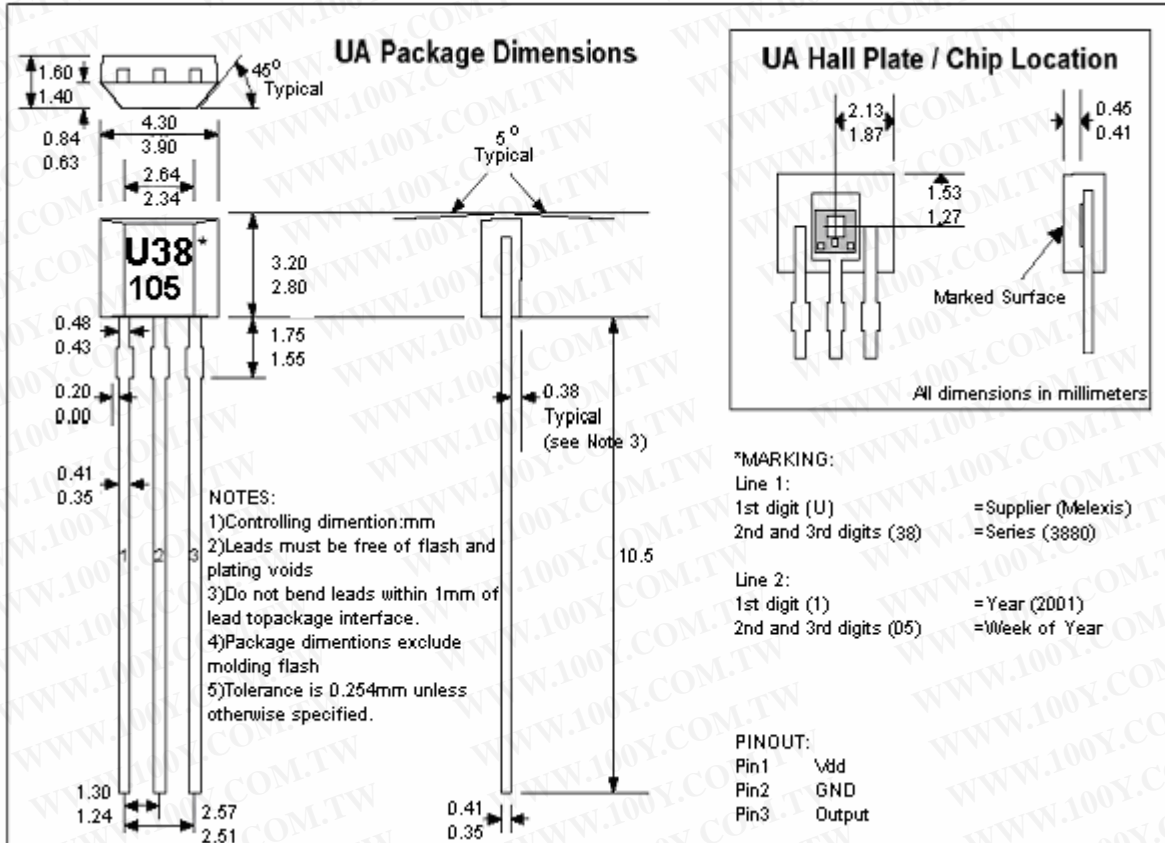
11. ESD Precautions

Electronic semiconductor products are sensitive to Electro Static Discharge (ESD). Always observe Electro Static Discharge control procedures whenever handling semiconductor products.

勝特力材料 886-3-5753170
勝特力电子(上海) 86-21-54151736
勝特力电子(深圳) 86-755-83298787
[Http://www.100y.com.tw](http://www.100y.com.tw)

勝特力材料 886-3-5753170
 勝特力电子(上海) 86-21-54151736
 勝特力电子(深圳) 86-755-83298787
[Http://www.100y.com.tw](http://www.100y.com.tw)

12. Package Information



13. Disclaimer

Devices sold by Melexis are covered by the warranty and patent indemnification provisions appearing in its Term of Sale. Melexis makes no warranty, express, statutory, implied, or by description regarding the information set forth herein or regarding the freedom of the described devices from patent infringement. Melexis reserves the right to change specifications and prices at any time and without notice. Therefore, prior to designing this product into a system, it is necessary to check with Melexis for current information. This product is intended for use in normal commercial applications. Applications requiring extended temperature range, unusual environmental requirements, or high reliability applications, such as military, medical life-support or life-sustaining equipment are specifically not recommended without additional processing by Melexis for each application.

The information furnished by Melexis is believed to be correct and accurate. However, Melexis shall not be liable to recipient or any third party for any damages, including but not limited to personal injury, property damage, loss of profits, loss of use, interrupt of business or indirect, special incidental or consequential damages, of any kind, in connection with or arising out of the furnishing, performance or use of the technical data herein. No obligation or liability to recipient or any third party shall arise or flow out of Melexis' rendering of technical or other services.

© 2002 Melexis NV. All rights reserved.

勝特力材料 886-3-5753170
勝特力电子(上海) 86-21-54151736
勝特力电子(深圳) 86-755-83298787
[Http://www.100y.com.tw](http://www.100y.com.tw)

For the latest version of this document, go to our website at:

www.melexis.com

Or for additional information contact Melexis Direct:

Europe and Japan: Phone: +32 13 67 04 95 E-mail: sales_europe@melexis.com	All other locations: Phone: +1 603 223 2362 E-mail: sales_usa@melexis.com
---	--

ISO/TS 16949 and ISO14001 Certified