



TRC

勝特力材料 886-3-5753170
 勝特力电子(上海) 86-21-54151736
 勝特力电子(深圳) 86-755-83298787
[Http://www.100y.com.tw](http://www.100y.com.tw)

MAIN FEATURES

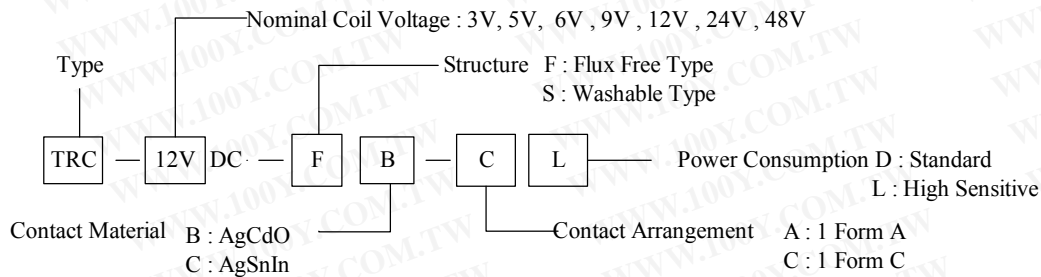
- Smallest size (10.2 × 18.2 × 14.8 mm) at 10A switching capacity relay for high density P.C. board mounting technique.
- 1A and 1C contact form available.
- Surge resistiveness of 5000V on series relays.
- Design conforms to foreign safety standard (UL/CSA/TUV).
- Selection of plastic insulation material for high temperature and better chemical solution performance.



APPLICATIONS

- Domestic appliance, office machine, audio equipment, automobile, etc.

ORDERING INFORMATION

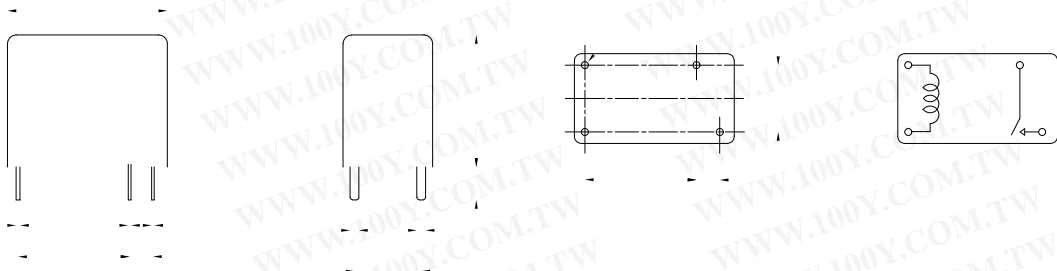


DIMENSION (unit:mm)

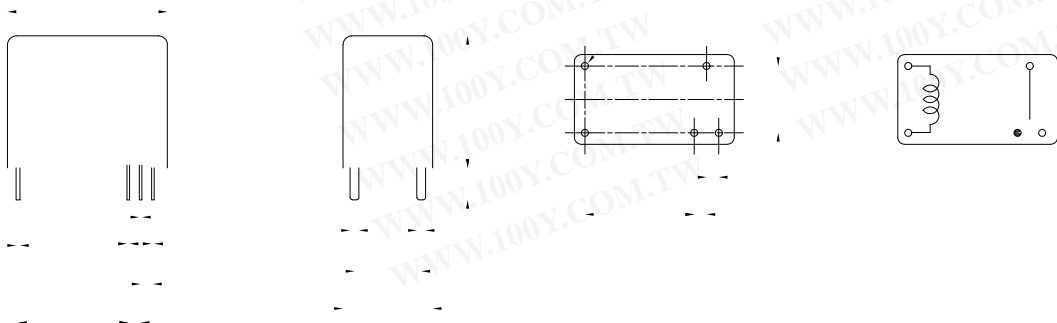
DRILLING (unit:mm)

WIRING DIAGRAM

1 Form A



1 Form C



COIL DATA CHART (AT20°C)

--

Coil Sensitivity	Coil Voltage Code	Nominal Voltage (VDC)	Nominal Current (mA)	Coil Resistance (Ω) $\pm 10\%$	Power Consumption (W)	Pull-In Voltage (VDC)	Drop-Out Voltage (VDC)	Max-Allowable Voltage (VDC)
TRC-L (High Sensitivity)	03	3	67	45	abt. 0.2W	75% Max.	5% Min.	130% Max.
	05	5	40	125				
	06	6	33.3	180				
	09	9	22.5	400				
	12	12	16.7	720				
TRC-D (Standard)	24	24	8.16	2800	abt. 0.45W	75% Max.	5% Min.	120% Max.
	03	3	150	20				
	05	5	91	55				
	06	6	75	80				
	09	9	50	180				
	12	12	37.5	320				
	24	24	18.8	1280				
	48	48	9.4	5100				

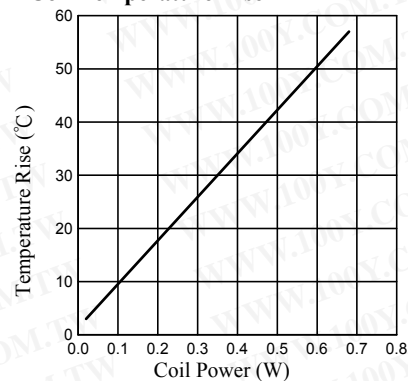
CONTACT RATING

Item	Type	TRC	
		D Type	L Type
Contact Capacity			
Resistive Load ($\cos\Phi=1$)		10A 120VAC	7A 120VAC
		10A 28VDC	7A 28VDC
Inductive Load ($\cos\Phi=0.4$ L/R=7msec)		4A 120VAC	2A 120VAC
		4A 28VDC	2A 28VDC
Rated Carrying Current		10A	7A
Max. Allowable Voltage		265VAC, 30VDC	
Max. Allowable Current		10A	7A
Max. Allowable Power Force		1200VA, 240W	840VA, 100W
Referenced Min. Applicable Load		5VDC, 10mA	
Contact Material		Ag Alloy	

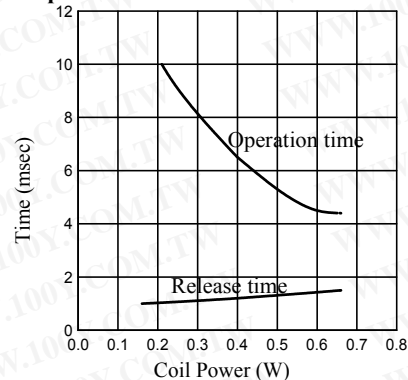
PERFORMANCE (at initial value)

Item	Type	TRC	
		1 Form C	1 Form A
Contact Resistance		100m Ω Max.	
Operation Time		10msec Max.	
Release Time		4msec Max.	
Dielectric Strength	Between coil & contact	2800VAC 1 minute	3500VAC 1min
	Between contacts	750VAC/min	
Surge Resistiveness		5000V	
Insulation Resistance		100 M Ω Min. (500VDC)	
Max. ON/OFF Switching	Mechanically	300 operation/min	
	Electrically	30 operation/min	
Operating Ambient Temperature		-30°C to +60°C	
Operating Humidity		45 to 85% RH	
Coil Temperature Rise		40 deg. Max. (at rated coil voltage)	
Vibration	Endurance	10 to 55HZ Double Amplitude 1.5mm	
	Error Operation	10 to 55HZ Double Amplitude 1.5mm	
Shock	Endurance	100G Min.	
	Error Operation	10G Min.	
Life Expectancy	Mechanically	10 \times 10 ⁶ ops. Min. (no load)	
	Electrically	10 \times 10 ⁴ ops. Min. (at rated coil voltage)	
Weight		abt. 6grs.	
UL File No.		E156521	
CSA File No.		LR102317	
TUV File No.		R9452084	

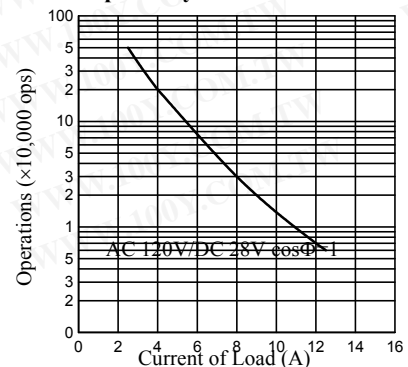
Coil Temperature Rise



Operation Time



Life Expectancy



REFERENCE DATA

--	--