



STTH112

High voltage ultrafast rectifier

Main product characteristics

$I_{F(AV)}$	1 A
V_{RRM}	1200 V
$T_j(max)$	175° C
$V_F(max)$	1.65 V

Features and benefits

- Low forward voltage drop
- High reliability
- High surge current capability
- Soft switching for reduced EMI disturbances
- Planar technology

Description

The STTH112, which is using ST ultrafast high voltage planar technology, is specially suited for free-wheeling, clamping, snubbing, demagnetization in power supplies and other power switching applications

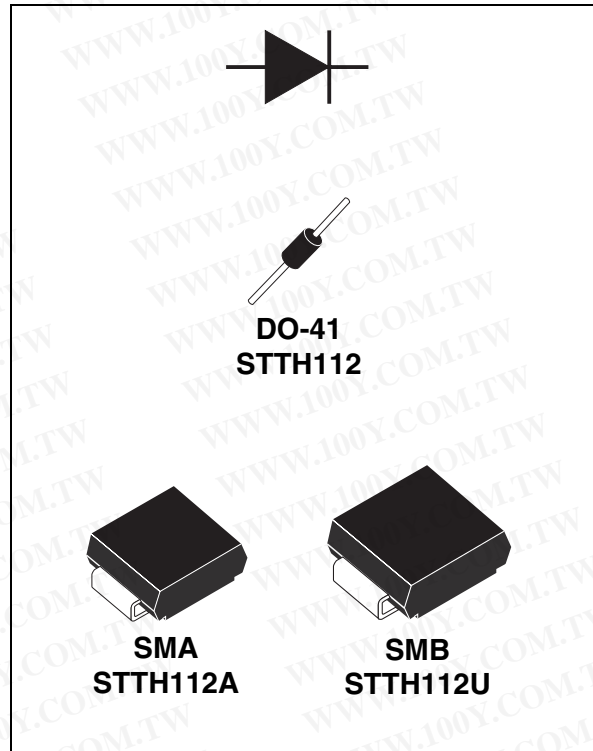


Table 1. Absolute ratings (limiting values)

Symbol	Parameter			Value	Unit
V_{RRM}	Repetitive peak reverse voltage			1200	V
$V_{(RMS)}$	RMS voltage			850	V
$I_{F(AV)}$	Average forward current	$T_I = 85^\circ C$ $\delta = 0.5$	DO-41	1	A
		$T_I = 115^\circ C$ $\delta = 0.5$	SMA		
		$T_I = 125^\circ C$ $\delta = 0.5$	SMB		
I_{FSM}	Forward surge current $t = 8.3$ ms	DO-41		20	A
		SMA		18	
		SMB			
T_{stg}	Storage temperature range			- 50 + 175	°C
T_j	Maximum operating junction temperature			+ 175	°C

1 Electrical characteristics

Table 2. Thermal parameters

Symbol	Parameter			Value	Unit
$R_{th(j-l)}$	Junction to lead	L = 10 mm	DO-41	45	°C/W
			SMA	30	
			SMB	25	
$R_{th(j-a)}$	Junction to ambient	L = 10 mm	DO-41	110	

Table 3. Static electrical characteristics

Symbol	Parameter	Tests conditions	Min.	Typ.	Max.	Unit
I_R	Reverse leakage current	$V_R = 1200V$	$T_j = 25^\circ C$		5	μA
			$T_j = 125^\circ C$		50	
V_F	Forward voltage drop	$I_F = 1 A$	$T_j = 25^\circ C$		1.9	V
			$T_j = 125^\circ C$	1.17	1.65	
			$T_j = 150^\circ C$	1.10	1.55	

Table 4. Dynamic electrical characteristics

Symbol	Parameter	Tests conditions	Min.	Typ.	Max.	Unit
t_{rr}	Reverse recovery time	$I_F = 0.5 A$ $I_{rr} = 0.25 A$ $I_R = 1 A$	$T_j = 25^\circ C$		75	ns
t_{fr}	Forward recovery time	$I_F = 1 A$ $di_F/dt = 50 A/\mu s$	$T_j = 25^\circ C$		500	ns
V_{FP}	Forward recovery voltage	$V_{FR} = 1.1 \times V_{Fmax}$			30	V

Figure 1. Conduction losses versus average current

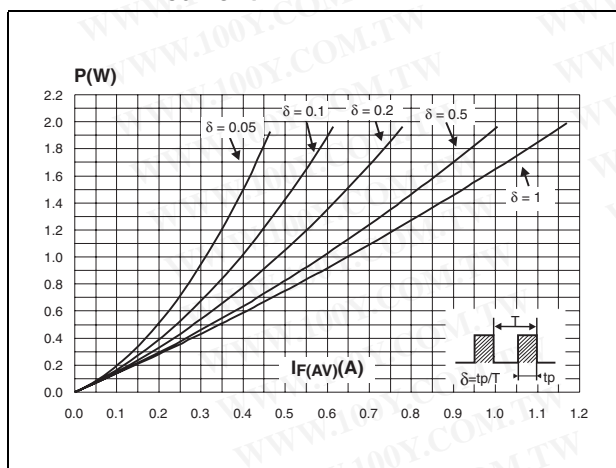
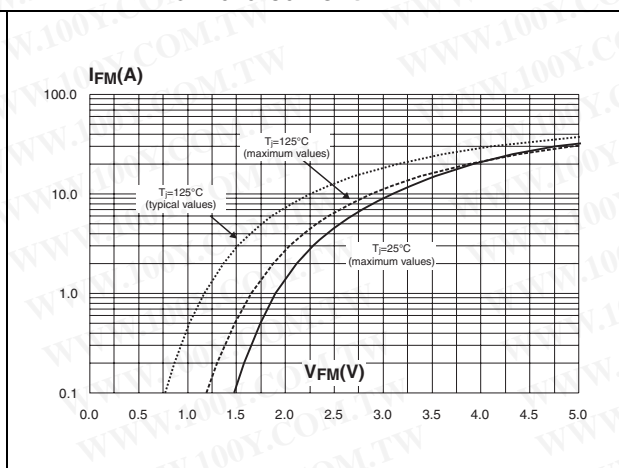


Figure 2. Forward voltage drop versus forward current.



勝特力材料 886-3-5753170
 勝特力电子(上海) 86-21-54151736
 勝特力电子(深圳) 86-755-83298787
[Http://www.100y.com.tw](http://www.100y.com.tw)

Figure 3. Relative variation of thermal impedance junction ambient versus pulse duration (epoxy FR4, $L_{leads} = 10\text{mm}$) (DO-41).

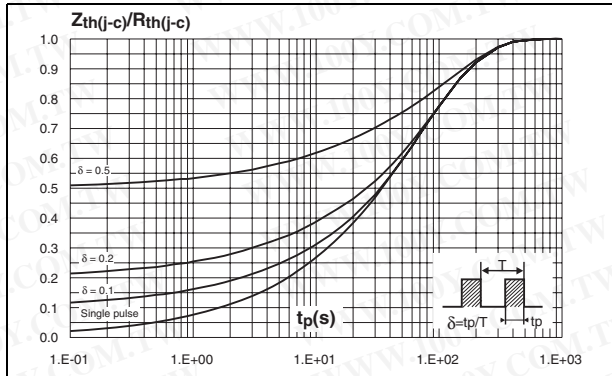


Figure 4. Relative variation of thermal impedance junction ambient versus pulse duration (epoxy FR4) (SMA).

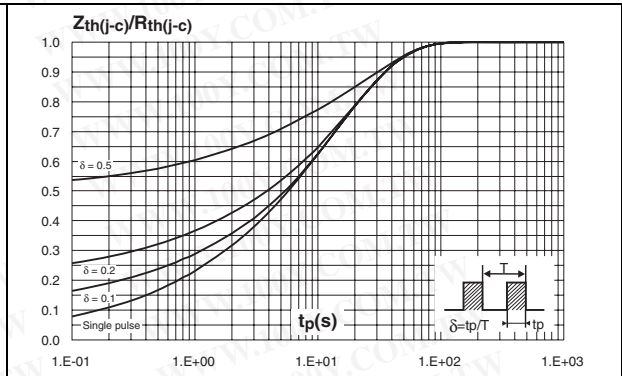


Figure 5. Relative variation of thermal impedance junction ambient versus pulse duration (epoxy FR4)(SMB).

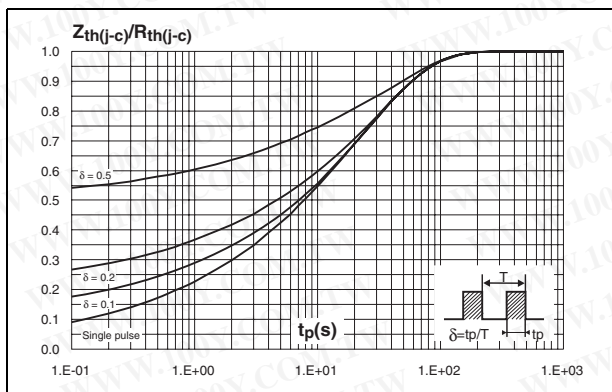


Figure 6. Thermal resistance junction to ambient versus copper surface under each lead (epoxy printed circuit board FR4, copper thickness: 35 μm) (DO-41, SMB).

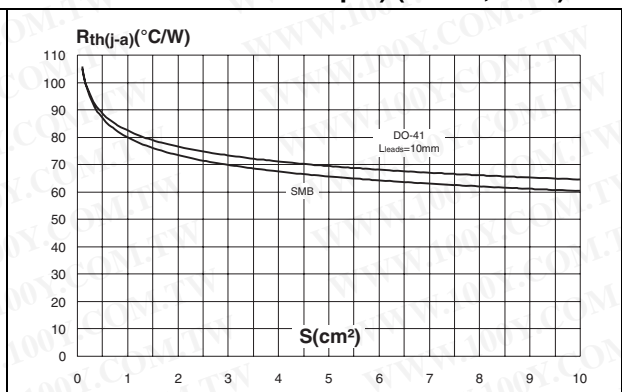
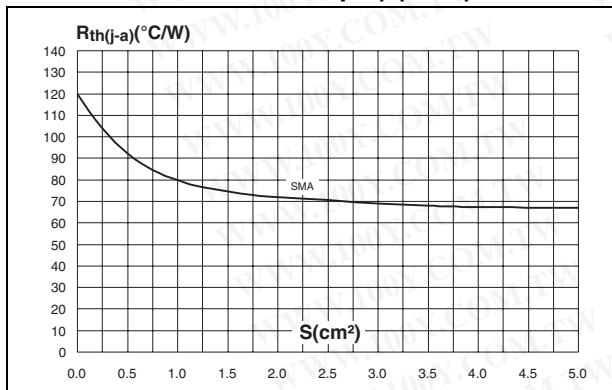


Figure 7. Thermal resistance junction to ambient versus copper surface under each lead (epoxy printed circuit board FR4, copper thickness: 35 μm) (SMA).



勝特力材料 886-3-5753170
 勝特力电子(上海) 86-21-54151736
 勝特力电子(深圳) 86-755-83298787
[Http://www.100y.com.tw](http://www.100y.com.tw)

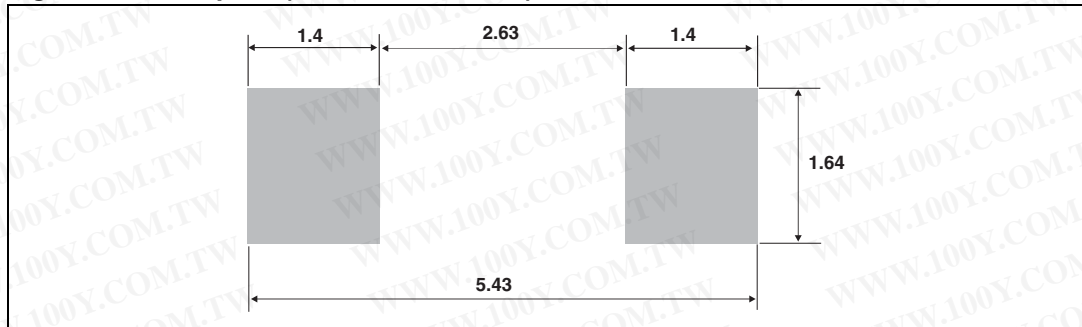
2 Package mechanical data

- Epoxy meets UL 94, V0

Table 5. SMA dimensions

Ref.	Dimensions			
	Millimeters		Inches	
	Min.	Max.	Min.	Max.
A1	1.90	2.45	0.075	0.094
A2	0.05	0.20	0.002	0.008
b	1.25	1.65	0.049	0.065
c	0.15	0.40	0.006	0.016
D	2.25	2.90	0.089	0.114
E	4.80	5.35	0.189	0.211
E1	3.95	4.60	0.156	0.181
L	0.75	1.50	0.030	0.059

Figure 8. Footprint (dimensions in mm)



勝特力材料 886-3-5753170
 勝特力电子(上海) 86-21-54151736
 勝特力电子(深圳) 86-755-83298787
[Http://www.100y.com.tw](http://www.100y.com.tw)

Table 6. SMB dimensions

Ref.	Dimensions			
	Millimeters		Inches	
	Min.	Max.	Min.	Max.
A1	1.90	2.45	0.075	0.096
A2	0.05	0.20	0.002	0.008
b	1.95	2.20	0.077	0.087
c	0.15	0.40	0.006	0.016
D	3.30	3.95	0.130	0.156
E	5.10	5.60	0.201	0.220
E1	4.05	4.60	0.159	0.181
L	0.75	1.50	0.030	0.059

Figure 9. Footprint (dimensions in mm)

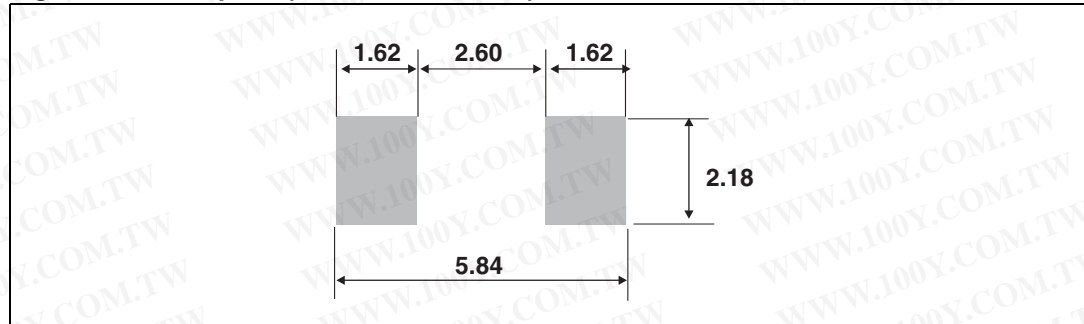


Table 7. DO-41 dimensions

REF.	DIMENSIONS			
	Millimeters		Inches	
	Min.	Max.	Min.	Max.
A	4.07	5.20	0.160	0.205
B	2.04	2.71	0.080	0.107
C	28		1.102	
D	0.712	0.863	0.028	0.034

In order to meet environmental requirements, ST offers these devices in ECOPACK® packages. These packages have a lead-free second level interconnect. The category of second level interconnect is marked on the package and on the inner box label, in compliance with JEDEC Standard JESD97. The maximum ratings related to soldering conditions are also marked on the inner box label. ECOPACK is an ST trademark. ECOPACK specifications are available at: www.st.com.



勝特力材料 886-3-5753170
 勝特力电子(上海) 86-21-54151736
 勝特力电子(深圳) 86-755-83298787
[Http://www.100y.com.tw](http://www.100y.com.tw)

3 Ordering information

Ordering code	Marking	Package	Weight	Base qty	Delivery Mode
STTH112	STTH112	DO-41	0.34 g	2000	Ammopack
STTH112A	H12	SMA	0.068 g	5000	Tape and reel
STTH112U	U12	SMB	0.11 g	2500	Tape and reel
STTH112RL	STTH112	DO-41	0.34 g	5000	Tape and reel

4 Revision history

Date	Revision	Changes
Jan-2003	2	Initial release.
22-Jun-2005	3	New value of $T_j = 150^\circ\text{C}$ added to table 2. Dimensions A1 E and D updated in Table 4. Data sheet reformatted. No other technical changes
20-Mar-2007	4	Reformatted to current standards. Updated dimensions and footprints for SMA and SMB packages.

勝特力材料 886-3-5753170
 勝特力电子(上海) 86-21-54151736
 勝特力电子(深圳) 86-755-83298787
[Http://www.100y.com.tw](http://www.100y.com.tw)

勝特力材料 886-3-5753170
勝特力电子(上海) 86-21-54151736
勝特力电子(深圳) 86-755-83298787
[Http://www.100y.com.tw](http://www.100y.com.tw)

Please Read Carefully:

Information in this document is provided solely in connection with ST products. STMicroelectronics NV and its subsidiaries ("ST") reserve the right to make changes, corrections, modifications or improvements, to this document, and the products and services described herein at any time, without notice.

All ST products are sold pursuant to ST's terms and conditions of sale.

Purchasers are solely responsible for the choice, selection and use of the ST products and services described herein, and ST assumes no liability whatsoever relating to the choice, selection or use of the ST products and services described herein.

No license, express or implied, by estoppel or otherwise, to any intellectual property rights is granted under this document. If any part of this document refers to any third party products or services it shall not be deemed a license grant by ST for the use of such third party products or services, or any intellectual property contained therein or considered as a warranty covering the use in any manner whatsoever of such third party products or services or any intellectual property contained therein.

UNLESS OTHERWISE SET FORTH IN ST'S TERMS AND CONDITIONS OF SALE ST DISCLAIMS ANY EXPRESS OR IMPLIED WARRANTY WITH RESPECT TO THE USE AND/OR SALE OF ST PRODUCTS INCLUDING WITHOUT LIMITATION IMPLIED WARRANTIES OF MERCHANTABILITY, FITNESS FOR A PARTICULAR PURPOSE (AND THEIR EQUIVALENTS UNDER THE LAWS OF ANY JURISDICTION), OR INFRINGEMENT OF ANY PATENT, COPYRIGHT OR OTHER INTELLECTUAL PROPERTY RIGHT.

UNLESS EXPRESSLY APPROVED IN WRITING BY AN AUTHORIZED ST REPRESENTATIVE, ST PRODUCTS ARE NOT RECOMMENDED, AUTHORIZED OR WARRANTED FOR USE IN MILITARY, AIR CRAFT, SPACE, LIFE SAVING, OR LIFE SUSTAINING APPLICATIONS, NOR IN PRODUCTS OR SYSTEMS WHERE FAILURE OR MALFUNCTION MAY RESULT IN PERSONAL INJURY, DEATH, OR SEVERE PROPERTY OR ENVIRONMENTAL DAMAGE. ST PRODUCTS WHICH ARE NOT SPECIFIED AS "AUTOMOTIVE GRADE" MAY ONLY BE USED IN AUTOMOTIVE APPLICATIONS AT USER'S OWN RISK.

Resale of ST products with provisions different from the statements and/or technical features set forth in this document shall immediately void any warranty granted by ST for the ST product or service described herein and shall not create or extend in any manner whatsoever, any liability of ST.

ST and the ST logo are trademarks or registered trademarks of ST in various countries.

Information in this document supersedes and replaces all information previously supplied.

The ST logo is a registered trademark of STMicroelectronics. All other names are the property of their respective owners.

© 2007 STMicroelectronics - All rights reserved

STMicroelectronics group of companies

Australia - Belgium - Brazil - Canada - China - Czech Republic - Finland - France - Germany - Hong Kong - India - Israel - Italy - Japan - Malaysia - Malta - Morocco - Singapore - Spain - Sweden - Switzerland - United Kingdom - United States of America

www.st.com