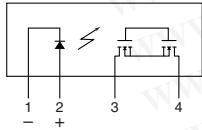



High capacity PhotoMOS relay.
(Load current Max. 6A)
Low on-resistance
(0.036 ohm).

Power PhotoMOS
(AQZ262, 264)



FEATURES

1. High capacity type power photoMOS relay.

Can switch a wide range of currents and voltages. Can control various types of loads, from very small loads to a maximum 6A AC/DC current for sequencers, motors, and lamps.

2. Low ON resistance and high sensitivity.

Low ON resistance of less than 50 mΩ on a par with mechanical relays (AQZ262). High sensitivity LED operate current of 3 mA (at 25°C 77°F).

3. AC/DC dual use

Bi-directional control is possible. There is no need to differentiate depending on the load as was necessary with the conventional SSR.

4. 4-pin SIL type.

4-pin SIL type of (L) 43.0 mm × (W) 9.0 mm × (H) 32.0 mm (L) 1.693 inch × (W) 0.354 inch × (H) 1.260 inch.

5. Low-level off state leakage current

In contrast to the SSR with an off state leakage current of several milliamperes, the PhotoMOS relay features a very small off state leakage current of typ. 10mA even at the rated load voltage.

6. Controls low-level analog signals

The triac, photocoupler, or SSR cannot be used to control signals of less than several hundred mV. The high capacity type power PhotoMOS relay feature extremely low closed-circuit offset voltage to enable control of low-level analog signals without distortion.

TYPICAL APPLICATIONS

- Mercury relay replacement
- Railroad, traffic signals
- Compact motors, lamps, heaters
- OA equipment

RoHS Directive compatibility information
<http://www.mew.co.jp/ac/e/environment/>

TYPES

AC/DC type

Output rating*		Part No.	Packing quantity	
Load voltage	Load current		Inner carton	Outer carton
60 V	6.0 A	AQZ262	20 pcs	200 pcs
400 V	1.0 A	AQZ264		

* Indicate the peak AC and DC values.

RATING

1) Absolute maximum ratings (Ambient temperature: 25°C 77°F)

Item		Symbol	AQZ262	AQZ264	Remarks
Input	LED forward current	I_F	50 mA		
	LED reverse voltage	V_R	5 V		
	Peak forward current	I_{FP}	1 A		$f = 100\text{Hz}$, Duty factor = 0.1%
	Power dissipation	P_{in}	75 mW		
Output	Load voltage (Peak AC)	V_L	60 V	400 V	
	Continuous load current (Peak AC)	I_L	6.0 A	1.0 A	
	Peak load current	I_{peak}	10.0 A	3.0 A	100 ms (1shot), $V_L = \text{DC}$
	Power dissipation	P_{out}	3.0 W		
Total power dissipation		P_T	3.0 W		
I/O isolation voltage		V_{iso}	1,500 V AC		
Temperature limits	Operating	T_{opr}	-40°C to +85°C -40°F to 185°F		Non-condensing at low temperatures
	Storage	T_{stg}	-40°C to +100°C -40°F to 212°F		

勝特力材料 886-3-5753170
 勝特力电子(上海) 86-21-54151736
 勝特力电子(深圳) 86-755-83298787
[Http://www.100y.com.tw](http://www.100y.com.tw)

Power PhotoMOS (AQZ262, 264)

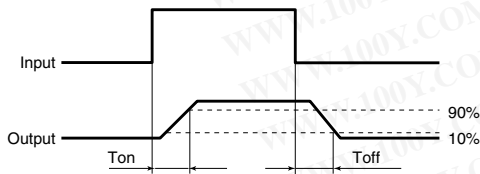
2) Electrical characteristics (Ambient temperature: 25°C 77°F)

Item			Symbol	AQZ262	AQZ264	Remarks
Input	LED operate current	Typical	I _{Fon}	1.0 mA		I _L = 100 mA V _L = 10 V
		Maximum		3.0 mA		
	LED turn off current	Minimum	I _{Foff}	0.4 mA		I _L = 100 mA V _L = 10 V
		Typical		0.9 mA		
LED dropout voltage	Typical	V _F	1.25 V (1.16 V at I _F = 10 mA)		I _F = 50 mA	
	Maximum		1.5 V			
Output	On resistance	Typical	R _{on}	0.036 Ω	1.0 Ω	I _F = 10 mA I _L = max. Within 1 s on time
		Maximum		0.05 Ω	1.4 Ω	
	Off state leakage current	Maximum	I _{Leak}	10 μA		I _F = 0 mA V _L = max.
Transfer characteristics	Switching speed	Turn on time*	T _{on}	5 ms	4 ms	I _F = 10 mA I _L = 100 mA V _L = 10 V
		Maximum		10 ms		
	Turn off time*	T _{off}	Typical	0.32 ms	0.14 ms	I _F = 10 mA I _L = 100 mA V _L = 10 V
			Maximum	3.0 ms		
	I/O capacitance	Typical	C _{iso}	2.0 pF		f = 1 MHz V _B = 0 V
		Maximum		4.0 pF		
	Initial I/O isolation resistance	Minimum	R _{iso}	1,000 MΩ		500 V DC
Maximum operating frequency	Maximum	—	0.5 cps		I _F = 10 mA Duty factor = 50% I _L = Max., V _L = Max.	

Note: Recommendable LED forward current I_F = 5 to 10 mA.

For type of connection.

*Turn on/off time



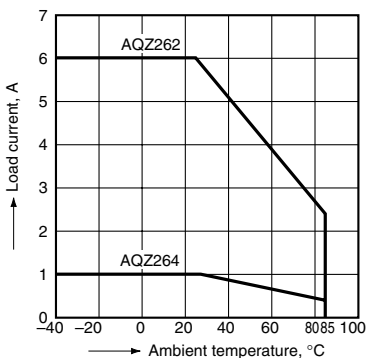
勝特力材料 886-3-5753170
 勝特力电子(上海) 86-21-54151736
 勝特力电子(深圳) 86-755-83298787
[Http://www.100y.com.tw](http://www.100y.com.tw)

- For Dimensions.
- For Schematic and Wiring Diagrams.
- For Cautions for Use.

REFERENCE DATA

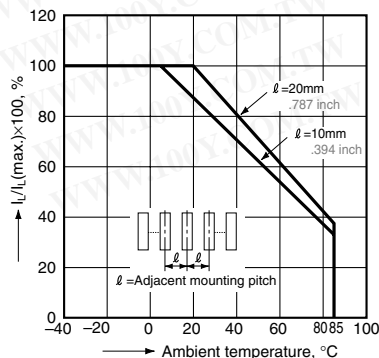
1. Load current vs. ambient temperature characteristics

Allowable ambient temperature: -40°C to +85°C
-40°F to +185°F



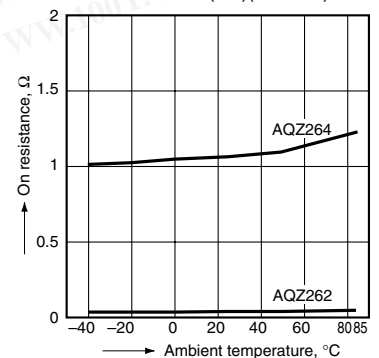
2. Load current vs. ambient temperature characteristics in adjacent mounting

I_L: Load current;
I_L (max.): Maximum continuous load current



3. On resistance vs. ambient temperature characteristics

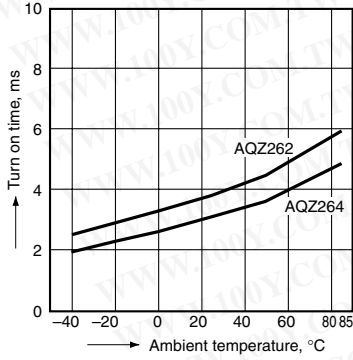
LED current: 10 mA;
Continuous load current: 6A (DC)(AQZ262)
1A (DC)(AQZ264)



Power PhotoMOS (AQZ262, 264)

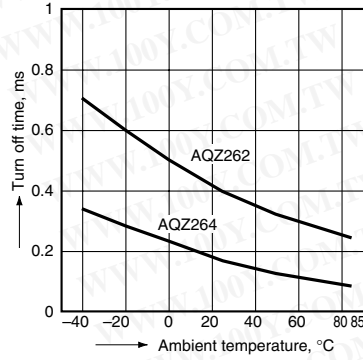
4. Turn on time vs. ambient temperature characteristics

LED current: 10 mA; Load voltage: 10 V (DC); Continuous load current: 100 mA (DC)



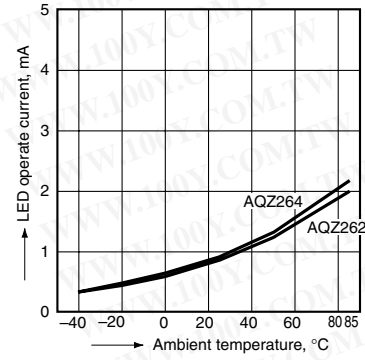
5. Turn off time vs. ambient temperature characteristics

LED current: 10 mA; Load voltage: 10 V (DC); Continuous load current: 100 mA (DC)



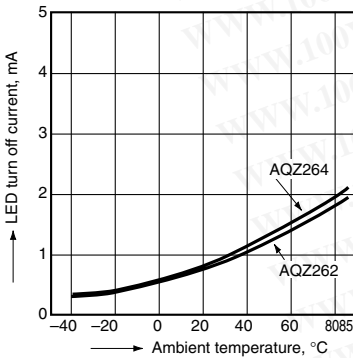
6. LED operate vs. ambient temperature characteristics

Load voltage: 10 V (DC); Continuous load current: 100 mA (DC)



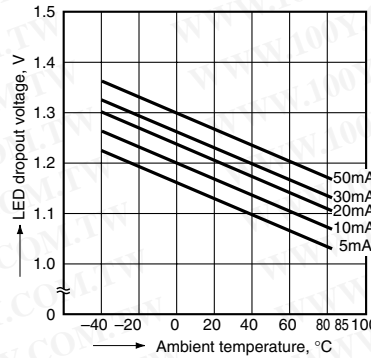
7. LED turn off current vs. ambient temperature characteristics

Load voltage: 10 V (DC); Continuous load current: 100 mA (DC)



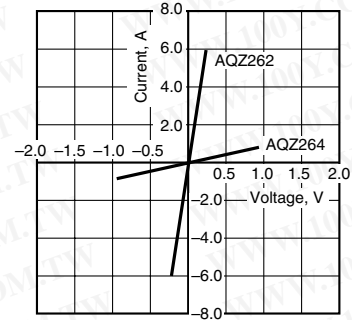
8. LED dropout voltage vs. ambient temperature characteristics

Sample: all types; LED current: 5 to 50 mA



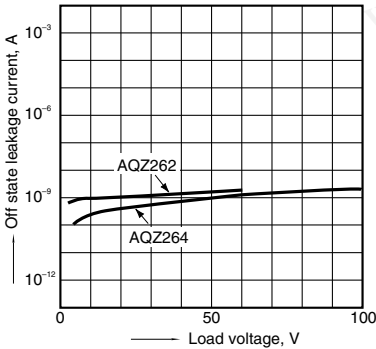
9. Current vs. voltage characteristics of output at MOS portion

Ambient temperature: 25°C 77°F



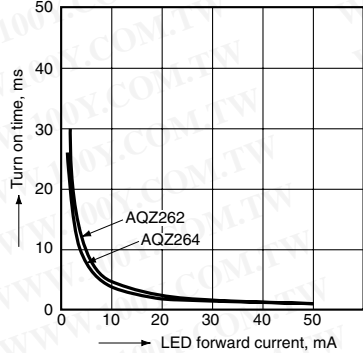
10. Off state leakage current vs. load voltage characteristics

Ambient temperature: 25°C 77°F



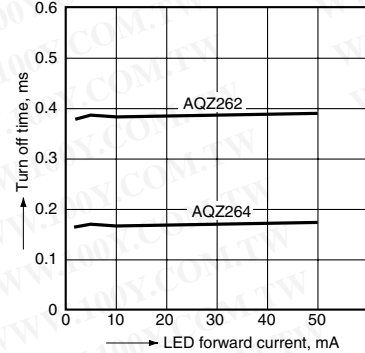
11. Turn on time vs. LED forward current characteristics

Load voltage: 10 V (DC); Continuous load current: 100 mA (DC); Ambient temperature: 25°C 77°F



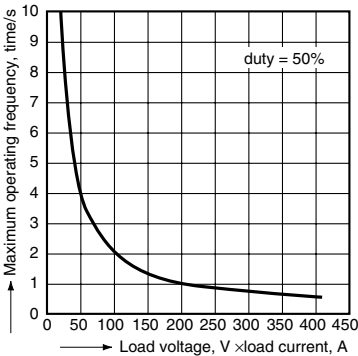
12. Turn off time vs. LED forward current characteristics

Load voltage: 10 V (DC); Continuous load current: 100 mA (DC); Ambient temperature: 25°C 77°F



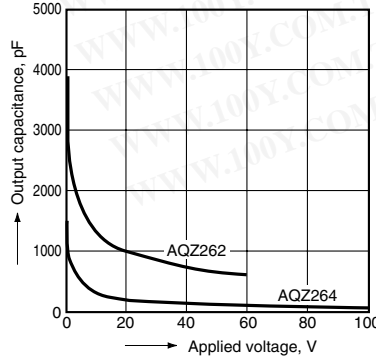
13. Maximum operating frequency vs. load voltage/current characteristics

LED current: 10 mA; Ambient temperature: 25°C 77°F



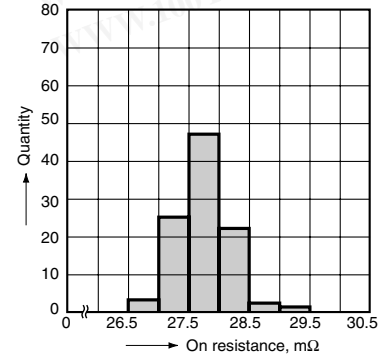
14. Output capacitance vs. applied voltage characteristics

Frequency: 10 KHz; Ambient temperature: 25°C 77°F



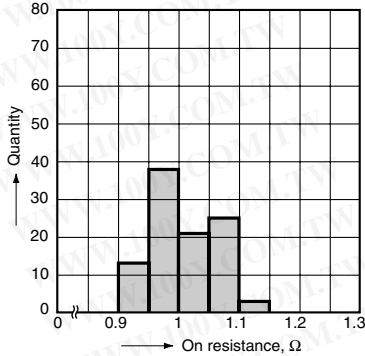
15.-(1) On resistance distribution

Sample: AQZ262
LED current: 10 mA; Continuous load current: 6 A (DC); Quantity: n=100; Ambient temperature: 25°C 77°F



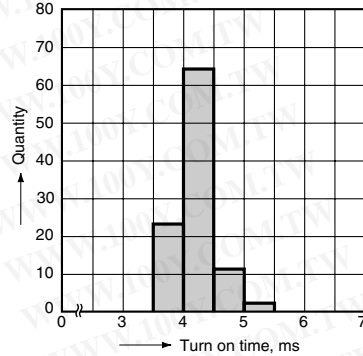
15.-(2) On resistance distribution

Sample: AQZ264
 LED current: 10 mA;
 Continuous load current: 1 A (DC); Quantity, n=100;
 Ambient temperature: 25°C 77°F



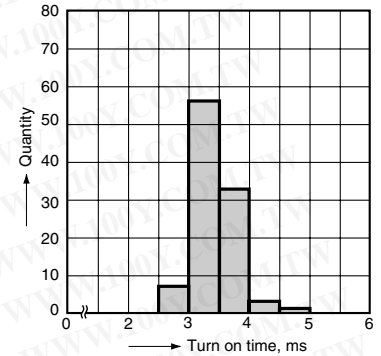
16.-(1) Turn on time distribution

Sample: AQZ262
 Load voltage: 10 V (DC); Continuous load current:
 100 mA (DC); Quantity, n=100;
 Ambient temperature: 25°C 77°F



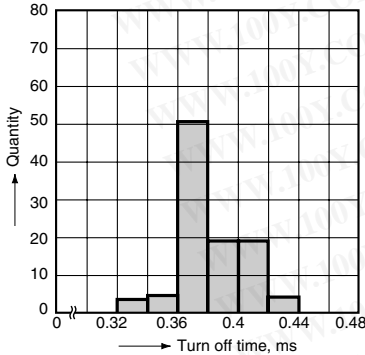
16.-(2) Turn on time distribution

Sample: AQZ264
 Load voltage: 10 V (DC); Continuous load current:
 100 mA (DC); Quantity, n=100;
 Ambient temperature: 25°C 77°F



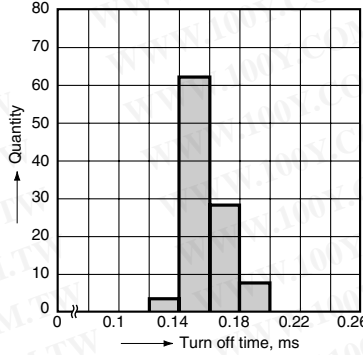
17.-(1) Turn off time distribution

Sample: AQZ262
 Load voltage: 10 V (DC); Continuous load current:
 100 mA (DC); Quantity, n=100;
 Ambient temperature: 25°C 77°F



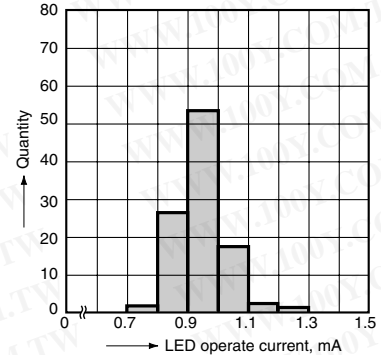
17.-(2) Turn off time distribution

Sample: AQZ264
 Load voltage: 10 V (DC); Continuous load current:
 100 mA (DC); Quantity, n=100;
 Ambient temperature: 25°C 77°F



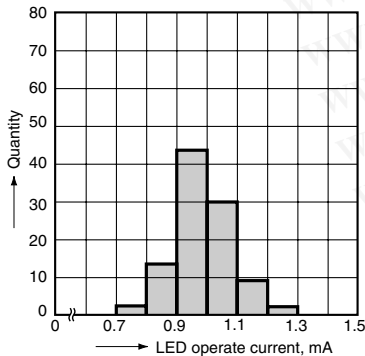
18.-(1) LED operate current distribution

Sample: AQZ262
 Load voltage: 10 V (DC); Continuous load current:
 100 mA (DC); Quantity, n=100;
 Ambient temperature: 25°C 77°F



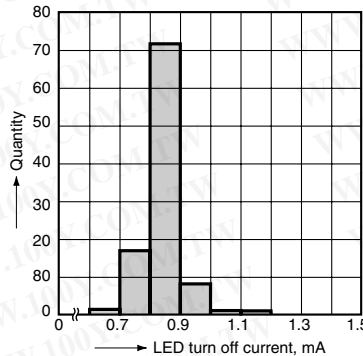
18.-(2) LED operate current distribution

Sample: AQZ264
 Load voltage: 10 V (DC); Continuous load current:
 100 mA (DC); Quantity, n=100;
 Ambient temperature: 25°C 77°F



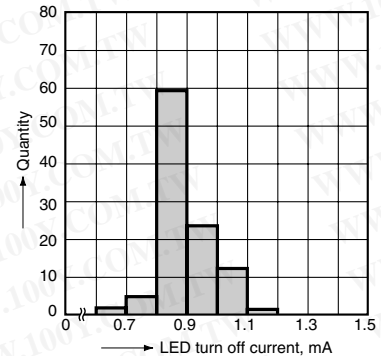
19.-(1) LED turn off current distribution

Sample: AQZ262
 Load voltage: 10 V (DC); Continuous load current:
 100 mA (DC); Quantity, n=100;
 Ambient temperature: 25°C 77°F



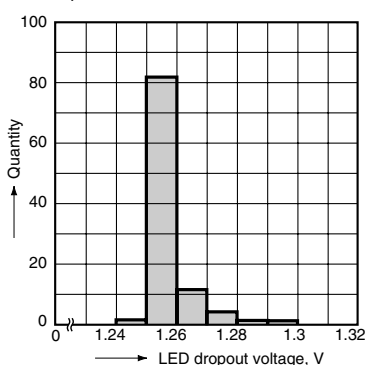
19.-(2) LED turn off current distribution

Sample: AQZ264
 Load voltage: 10 V (DC); Continuous load current:
 100 mA (DC); Quantity, n=100;
 Ambient temperature: 25°C 77°F



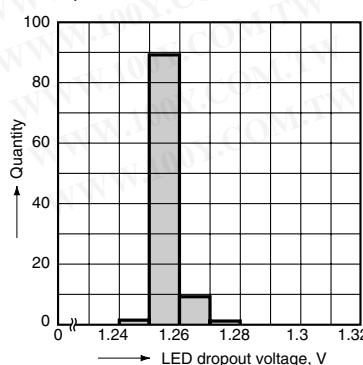
20.-(1) LED dropout voltage distribution

Sample: AQZ262
 LED current: 50 mA; Quantity, n=100;
 Ambient temperature: 25°C 77°F



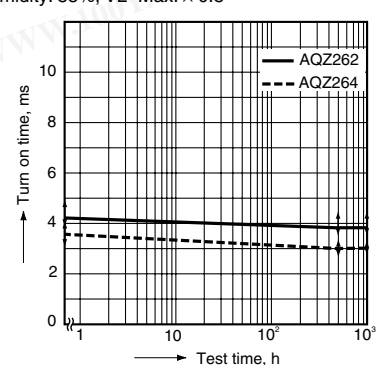
20.-(2) LED dropout voltage distribution

Sample: AQZ264
 LED current: 50 mA; Quantity, n=100;
 Ambient temperature: 25°C 77°F



21.-(1) Bias test at high temperature and high humidity (change of turn on time)

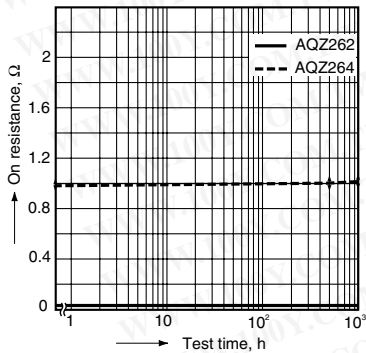
Quantity, n=10; Ambient temperature: 85°C 185°F
 Humidity: 85%, VL=Max. × 0.8



Power PhotoMOS (AQZ262, 264)

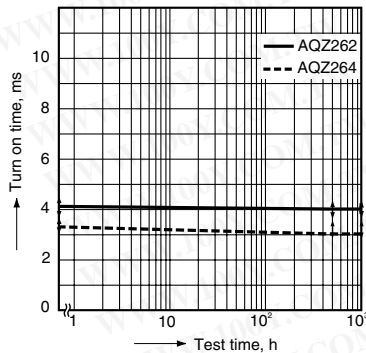
21.-(2) Bias test at high temperature and high humidity (change of on resistance)

Quantity, n=10; Ambient temperature: 85 °C 185°F
Humidity: 85%, VL=Max. × 0.8



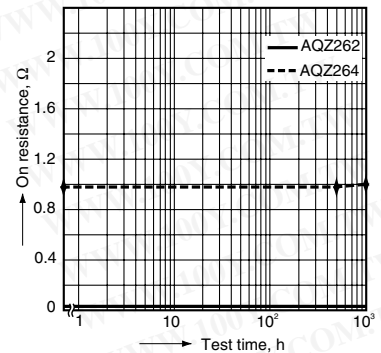
22.-(1) Low temperature storage test (change of turn on time)

Quantity, n=10; Ambient temperature: -40°C -40°F



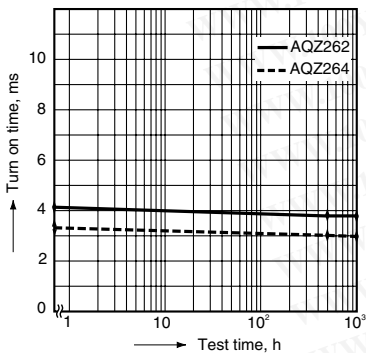
22.-(2) Low temperature storage test (change of on resistance)

Quantity, n=10; Ambient temperature: -40°C -40°F



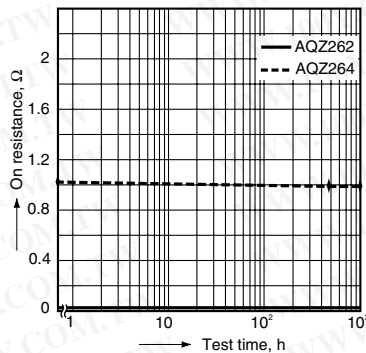
23.-(1) High temperature storage test (change of turn on time)

Quantity, n=10; Ambient temperature: 100°C 212°F



23.-(2) High temperature storage test (change of on resistance)

Quantity, n=10; Ambient temperature: 100°C 212°F



勝特力材料 886-3-5753170
 勝特力电子(上海) 86-21-54151736
 勝特力电子(深圳) 86-755-83298787
[Http://www.100y.com.tw](http://www.100y.com.tw)