

Infrared LED

L5871, L6486

Plastic package LED for camera auto-focus



Features

- Low forward voltage: 2.4 V (IF=1.0 A)
- High radiant output power by constant voltage drive
- Small emission spot (reflector size)

Applications

- Auto-focus

勝特力材料 886-3-5753170
 勝特力电子(上海) 86-21-54151736
 勝特力电子(深圳) 86-755-83298787
[Http://www.100y.com.tw](http://www.100y.com.tw)

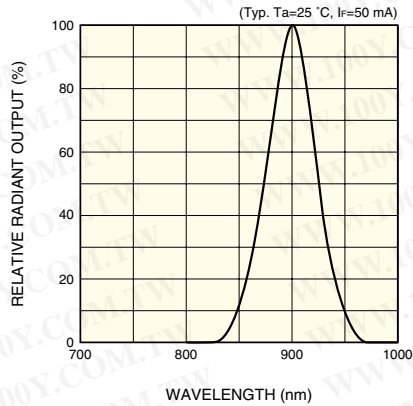
■ Absolute maximum ratings (Ta=25 °C)

Parameter	Symbol	Condition	Value	Unit
Forward current	IF		80	mA
Reverse voltage	VR		3	V
Pulse forward current	IFP	Pulse width=10 μs Duty ratio=1 %	1.0	A
Operating temperature	Topr		-25 to +80	°C
Storage temperature	Tstg		-30 to +100	°C

■ Electrical and optical characteristics (Ta=25 °C)

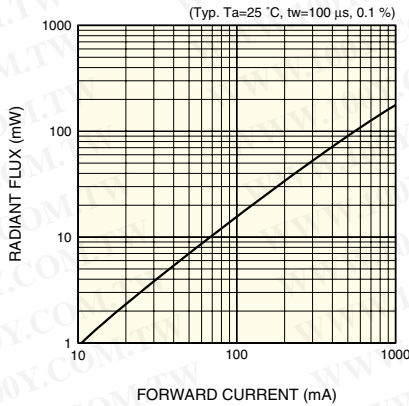
Parameter	Symbol	Condition	L5871			L6486			Unit
			Min.	Typ.	Max.	Min.	Typ.	Max.	
Peak emission wavelength	λ_p	IF=50 mA	880	900	930	880	900	930	nm
Spectral half width	$\Delta\lambda$	IF=50 mA	-	60	-	-	60	-	nm
Forward voltage	VF	IF=50 mA	-	1.35	1.45	-	1.35	1.45	V
Pulse forward voltage	VFP	IF=1.0 A	-	2.4	2.8	-	2.4	2.8	V
Reverse current	IR	VR=3 V	-	-	30	-	-	30	μA
Radiant flux	ϕ_e	IF=50 mA	5.0	7.0	-	5.0	7.0	-	mW
Radiant illuminance	PE	IF=50 mA	-	0.7	-	-	0.4	-	mW/cm ²
Rise time	tr	IF=50 mA, 10 to 90 %	-	0.45	0.7	-	0.45	0.7	μs
Fall time	tf	IF=50 mA, 90 to 10 %	-	0.45	0.7	-	0.45	0.7	μs

Emission spectrum



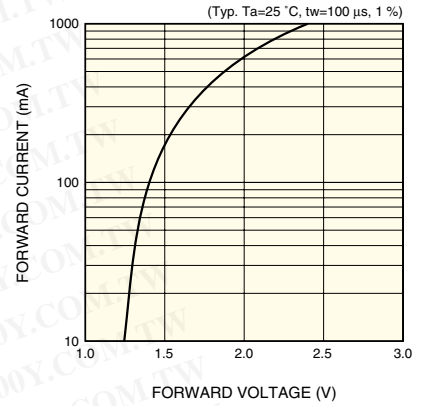
KLEDB0138EB

Radiant flux vs. forward current



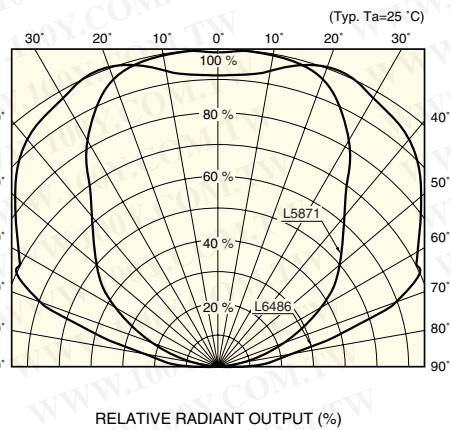
KLEDB0151EA

Forward current vs. forward voltage



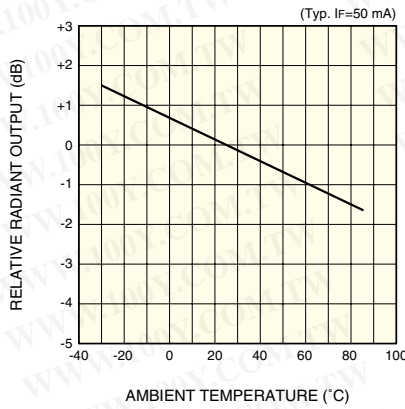
KLEDB0198EA

Directivity



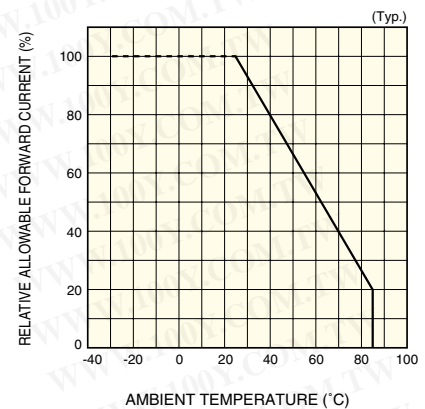
KLEDB0152EB

Radiant output vs. ambient temperature



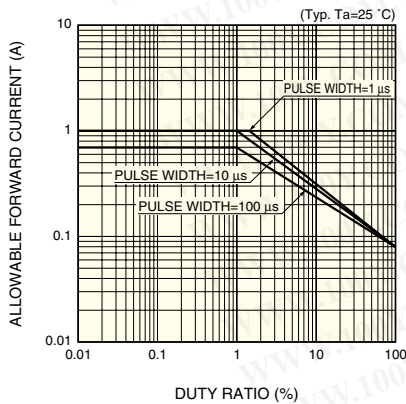
KLEDB0200EA

Allowable forward current vs. ambient temperature



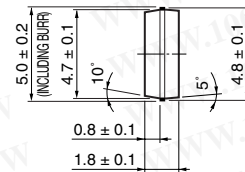
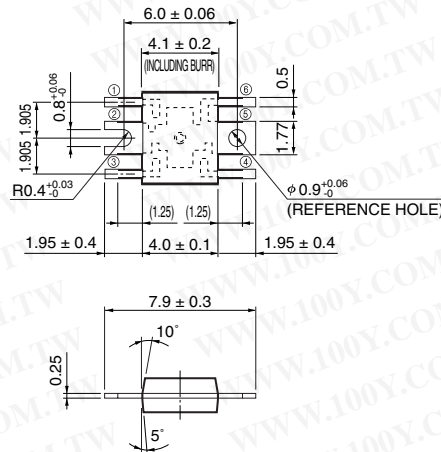
KLEDB0027EB

Allowable forward current vs. duty ratio



KLEDB0038EA

Dimensional outline (unit: mm)



- ① NC
- ② ANODE
- ③ CATHODE
- ④ NC
- ⑤ ANODE
- ⑥ ANODE

KLEDA0057EA

勝特力材料 886-3-5753170
 胜特力电子(上海) 86-21-54151736
 胜特力电子(深圳) 86-755-83298787
[Http://www.100y.com.tw](http://www.100y.com.tw)