

勝特力材料 886-3-5753170
 勝特力电子(上海) 86-21-54151736
 勝特力电子(深圳) 86-755-83298787
[Http://www.100y.com.tw](http://www.100y.com.tw)

Bulletin I27505 rev. F 03/03

International **IOR** Rectifier

GBPC.. Series

SINGLE PHASE BRIDGE

Power Modules

Features

- Universal, 3 way terminals:
push-on, wrap around or solder
- High thermal conductivity package,
electrically insulated case
- Polarity symbols are moulded on
body of the plastic box
- Center hole fixing
- Glass passivated diode chips
- Excellent power/ volume ratio
- Nickel plated terminals suitable for High Temperature
soldering at 250 - 260°C
max. time 8 - 10 seconds
- Wire lead version available
- UL E 62320 approved

25 A
 35 A

Description

A range of extremely compact, encapsulated single phase bridge rectifiers offering efficient and reliable operation. They are intended for use in general purpose and instrumentation applications.

Major Ratings and Characteristics

Parameters	GBPC25	GBPC35	Units
I_O	25	35	A
@ T_C	60	55	°C
I_{FSM} @ 50Hz	400	475	A
@ 60Hz	420	500	A
I^2t @ 50Hz	790	1130	A ² s
@ 60Hz	725	1030	A ² s
V_{RRM} range	200 to 1200		V
T_J	-55 to 150		°C



GBPC...A



GBPC...W

勝特力材料 886-3-5753170
勝特力电子(上海) 86-21-54151736
勝特力电子(深圳) 86-755-83298787
[Http://www.100y.com.tw](http://www.100y.com.tw)

GBPC.. Series

Bulletin 127505 rev. F 03/03

International
 Rectifier

ELECTRICAL SPECIFICATIONS

Voltage Ratings

Type number	Voltage Code	V_{RRM} , max repetitive peak AC rev. voltage $T_J = T_J \text{ max.}$ V	V_{RSM} , max non-repetitive peak AC rev. voltage $T_J = T_J \text{ max.}$ V	I_{RRM} max. @ rated V_{RRM} $T_J = T_J \text{ max.}$ mA	I_{RRM} max. D.C. rev. curr. @ $T = 125^\circ\text{C}$ (μA)
GBPC25/35..A GBPC25/35..W (*)	02	200	275	2	500
	04	400	500	2	500
	06	600	725	2	500
	08	800	900	2	500
	10	1000	1100	2	500
	12	1200	1300	2	500

(*) please see Ordering Information Table - page 3

Forward Conduction

Parameters	GBPC25	GBPC35	Units	Conditions
I_o Maximum DC output current @ Case temperature	25	35	A	Resistive or inductive load
	20	28	A	Capacitive load
	60	55	$^\circ\text{C}$	
I_{FSM} Maximum peak, one-cycle non-repetitive forward current	400	475	A	$t = 10\text{ms}$ No voltage
	420	500		$t = 8.3\text{ms}$ reapplied
	335	400		$t = 10\text{ms}$ 100% V_{RRM}
	350	420		$t = 8.3\text{ms}$ reapplied
I^2t Maximum I^2t for fusing	790	1130	A^2s	$t = 10\text{ms}$ No voltage
	725	1030		$t = 8.3\text{ms}$ reapplied
	560	800		$t = 10\text{ms}$ 100% V_{RRM}
	512	730		$t = 8.3\text{ms}$ reapplied
$I^2\sqrt{t}$ Maximum $I^2\sqrt{t}$ for fusing	7.9	11.3	$\text{KA}^2\sqrt{\text{s}}$	I^2t for time $t_x = I^2\sqrt{t_x}\sqrt{t_x}$; $0.1 \leq t_x \leq 10\text{ms}$, $V_{RRM} = 0\text{V}$
$V_{F(TO)1}$ Low-level of threshold voltage	0.76	0.77	V	$(16.7\% \times \pi \times I_{F(AV)} < I < \pi \times I_{F(AV)})$, @ $T_J \text{ max.}$
$V_{F(TO)2}$ High-level of threshold voltage	0.89	0.92		$(I > \pi \times I_{F(AV)})$, @ $T_J \text{ max.}$
r_{t1} Low-level forward slope resistance	8.2	4.852	$\text{m}\Omega$	$(16.7\% \times \pi \times I_{F(AV)} < I < \pi \times I_{F(AV)})$, @ $T_J \text{ max.}$
r_{t2} High-level forward slope resistance	6.8	3.867		$(I > \pi \times I_{F(AV)})$, @ $T_J \text{ max.}$
V_{FM} Maximum forward voltage drop	1.1	1.1	V	$T_J = 25^\circ\text{C}$, $I_{FM} = I_{Favg}(\text{arm})$
I_{RRM} Max. DC reverse current	5.0	5.0	μA	$T_J = 25^\circ\text{C}$, per diode at V_{RRM}
V_{INS} RMS isolation voltage base plate	2700	2700	V	$f = 50\text{ Hz}$, $t = 1\text{ s}$

勝特力材料 886-3-5753170
勝特力电子(上海) 86-21-54151736
勝特力电子(深圳) 86-755-83298787
[Http://www.100y.com.tw](http://www.100y.com.tw)

International
 Rectifier

GBPC.. Series

Bulletin I27505 rev. F 03/03

Thermal and Mechanical Specifications

Parameters	GBPC25	GBPC35	Units	Conditions
T _J Junction temperature range	-55 to 150		°C	
T _{stg} Storage temperature range	-55 to 150		°C	
R _{thJC} Max. thermal resistance junct. to case	1.7	1.4	K/W	DC operation per bridge
R _{thCS} Max. thermal resist., case to heatsink	0.2		K/W	Mounting surface, smooth, flat and greased
wt Approximate weight	16		g	
T Mounting Torque ±10%	2.0		Nm	Bridge to heatsink

Ordering Information Table

Device Code

GBPC	35	12	A
①	②	③	④

- 1 - Circuit configuration:
Single phase bridge coding
- 2 - Current rating code: 25 = 25A (Avg)
35 = 35A (Avg)
- 3 - Voltage Code: code x 100 = V_{RRM}
- 4 - Diode bridge rectifier:
A = Standard Fasten Terminal
W = Wire Lead

Outline Table

GBPC...A

GBPC...W

All dimensions are in millimeters

勝特力材料 886-3-5753170
 勝特力电子(上海) 86-21-54151736
 勝特力电子(深圳) 86-755-83298787
[Http://www.100y.com.tw](http://www.100y.com.tw)

GBPC.. Series

Bulletin I27505 rev. F 03/03

International
IR Rectifier

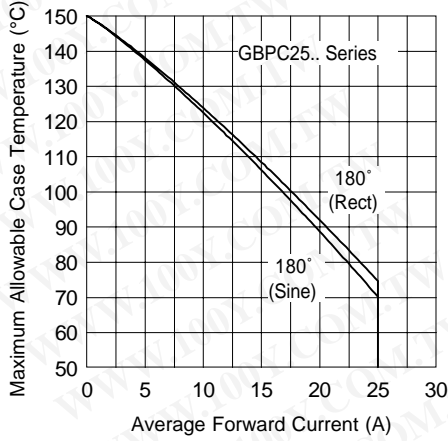


Fig. 1 - Current Ratings Characteristics

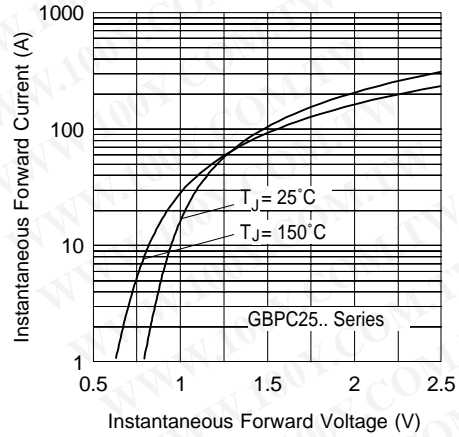


Fig. 2 - Forward Voltage Drop Characteristics

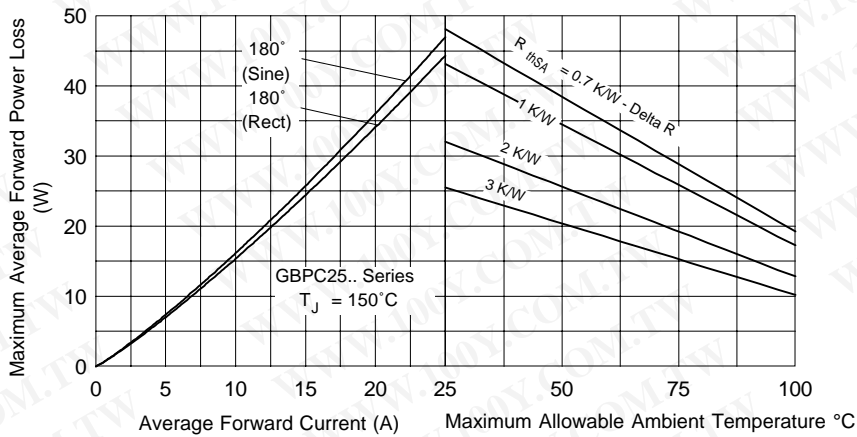


Fig. 3 - Total Power Loss Characteristics

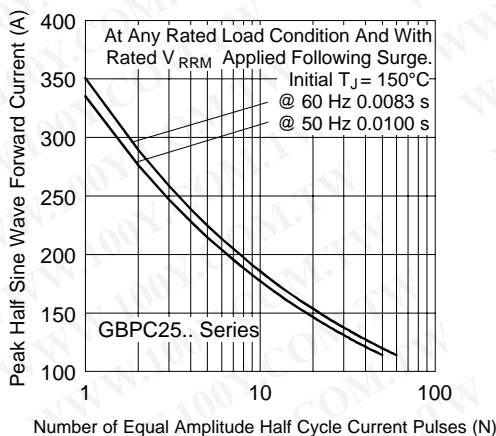


Fig. 4 - Maximum Non-Repetitive Surge Current

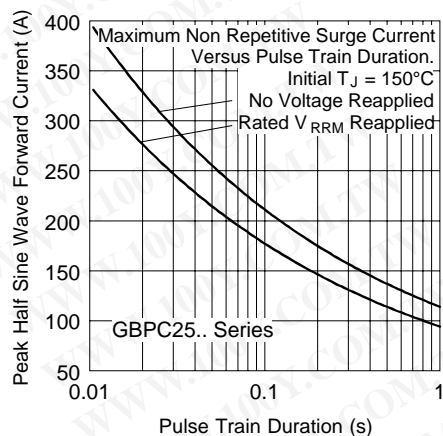


Fig. 5 - Maximum Non-Repetitive Surge Current

勝特力材料 886-3-5753170
勝特力电子(上海) 86-21-54151736
勝特力电子(深圳) 86-755-83298787
[Http://www.100y.com.tw](http://www.100y.com.tw)

International
IR Rectifier

GBPC.. Series

Bulletin I27505 rev. F 03/03

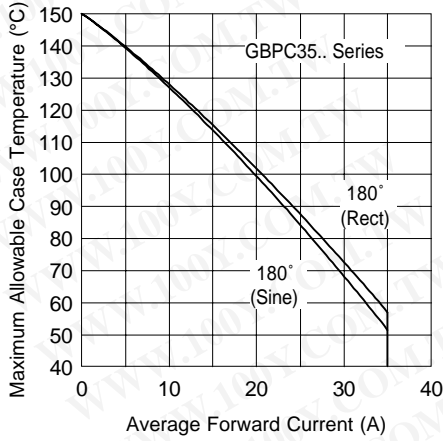


Fig. 6 - Current Ratings Characteristics

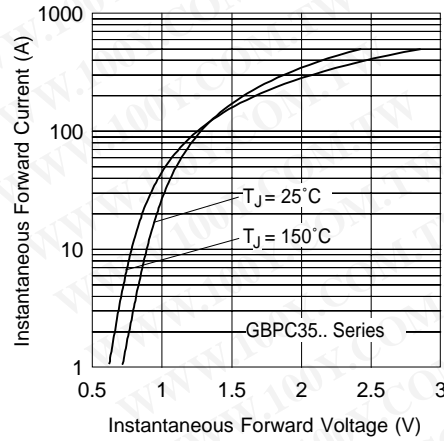


Fig. 7 - Forward Voltage Drop Characteristics

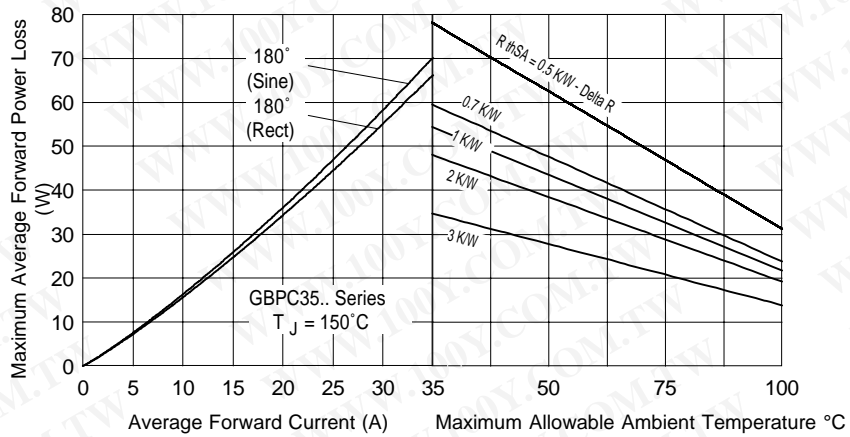


Fig. 8 - Total Power Loss Characteristics

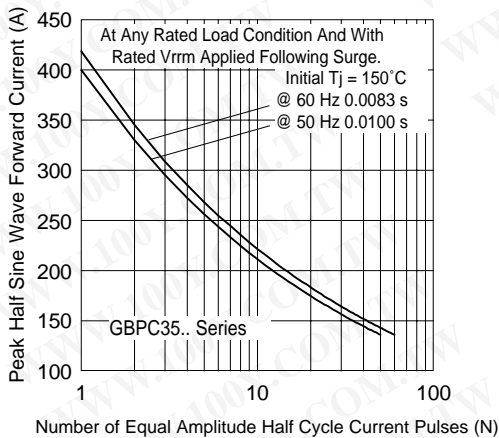


Fig. 9 - Maximum Non-Repetitive Surge Current

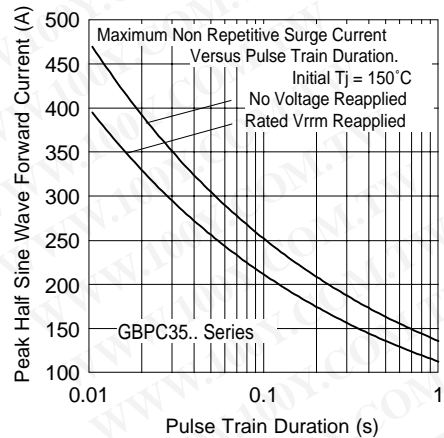


Fig. 10 - Maximum Non-Repetitive Surge Current

勝特力材料 886-3-5753170
 勝特力电子(上海) 86-21-54151736
 勝特力电子(深圳) 86-755-83298787
[Http://www.100y.com.tw](http://www.100y.com.tw)

GBPC.. Series

Bulletin I27505 rev. F 03/03

International
IR Rectifier

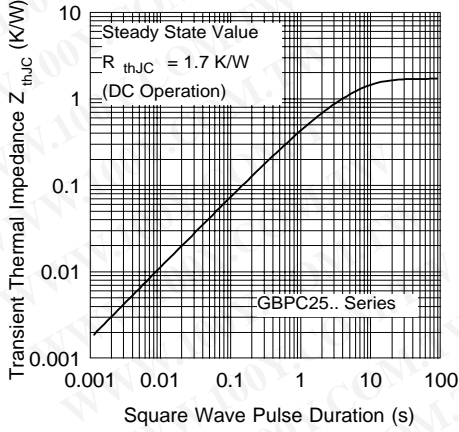


Fig. 11 - Thermal Impedance Z_{thJC} Characteristic

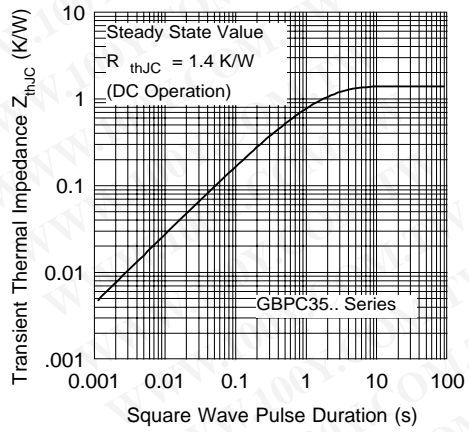


Fig. 12 - Thermal Impedance Z_{thJC} Characteristic

Data and specifications subject to change without notice.
 This product has been designed and qualified for Industrial and Consumer Level.
 Qualification Standards can be found on IR's Web site.

International
IR Rectifier

IR WORLD HEADQUARTERS: 233 Kansas St., El Segundo, California 90245, USA Tel: (310) 252-7105
 TAC Fax: (310) 252-7309
 Visit us at www.irf.com for sales contact information. 03/03