

IGBT MODULE (P-Series)

■ Features

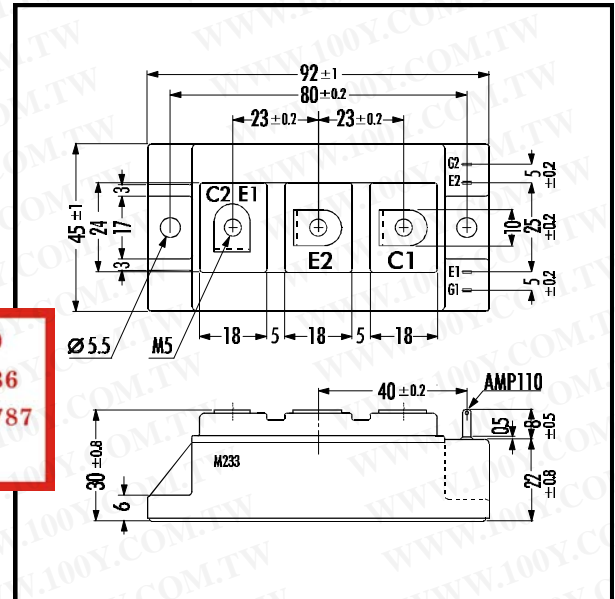
- Square SC SOA at 10 x I_C
- Simplified Parallel Connection
- Narrow Distribution of Characteristics
- High Short Circuit Withstand-Capability

■ Applications

- High Power Switching
- A.C. Motor Controls
- D.C. Motor Controls
- Uninterruptible Power Supply

勝特力材料 886-3-5753170
 勝特力电子(上海) 86-21-54151736
 勝特力电子(深圳) 86-755-83298787
[Http://www.100y.com.tw](http://www.100y.com.tw)

■ Outline Drawing



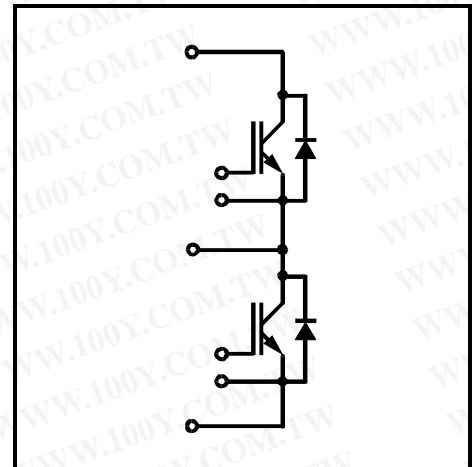
■ Maximum Ratings and Characteristics

• Absolute Maximum Ratings (T_C=25°C)

Items	Symbols	Ratings	Units
Collector-Emitter Voltage	V _{CES}	1400	V
Gate -Emitter Voltage	V _{GES}	± 20	V
Collector Current	Continuous T _C =25°C	I _C	150
		I _C	100
	1ms T _C =25°C	I _{C PULSE}	300
		I _{C PULSE}	200
	1ms	-I _{C PULSE}	200
Max. Power Dissipation	P _C	780	W
Operating Temperature	T _j	+150	°C
Storage Temperature	T _{stg}	-40 ~ +125	°C
Isolation Voltage	A.C. 1min. V _{is}	2500	V
Screw Torque	Mounting *1	3.5	Nm
	Terminals *2	3.5	

Note: *1:Recommendable Value; 2.5 - 3.5 Nm (M5)

■ Equivalent Circuit

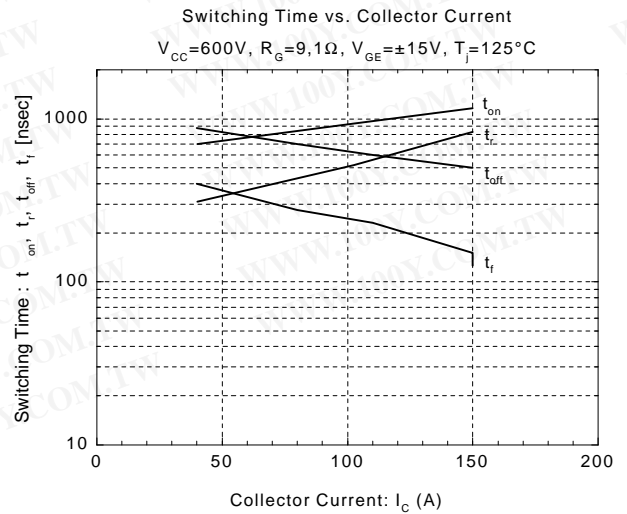
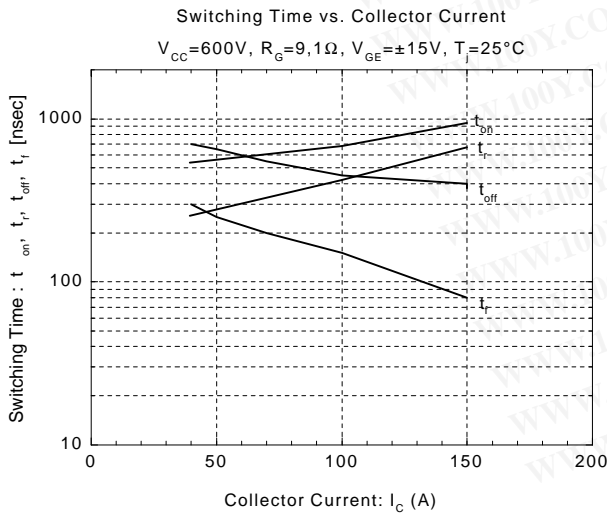
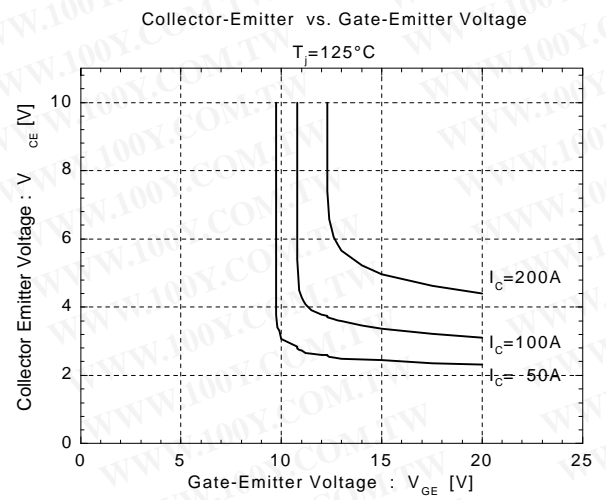
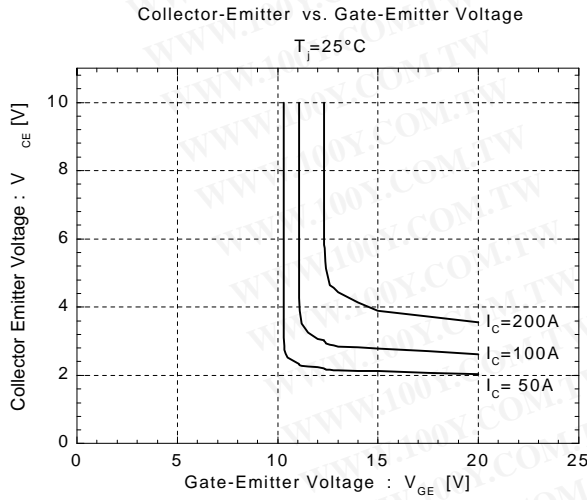
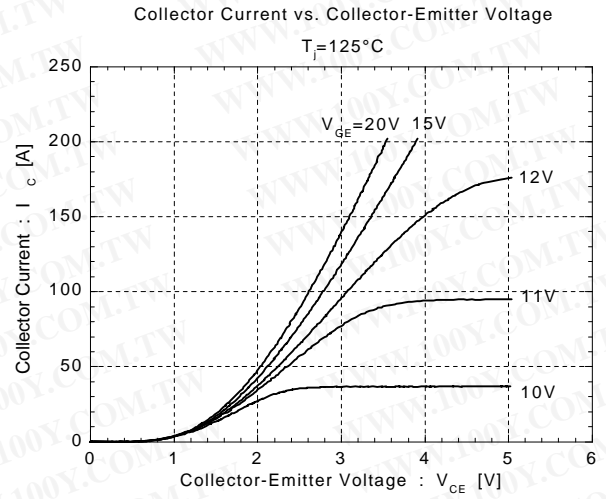
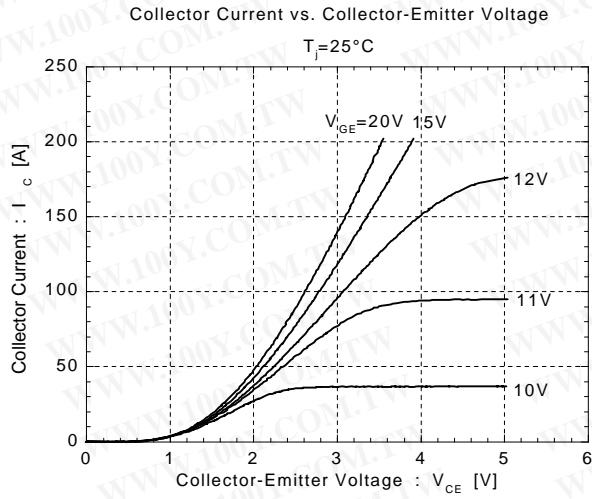


• Electrical Characteristics (at T_F=25°C)

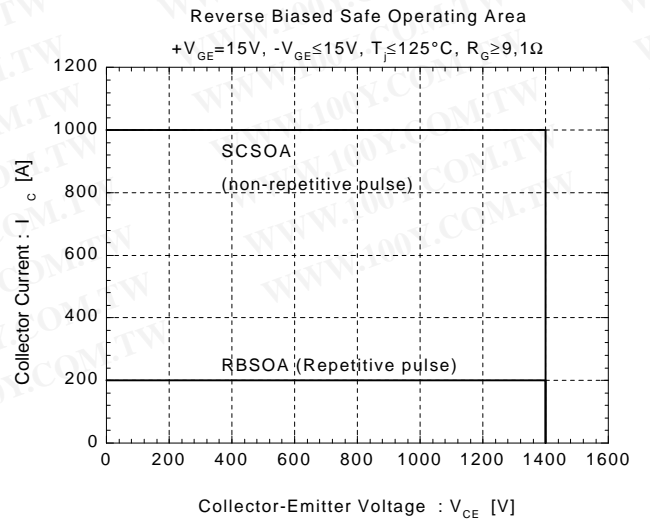
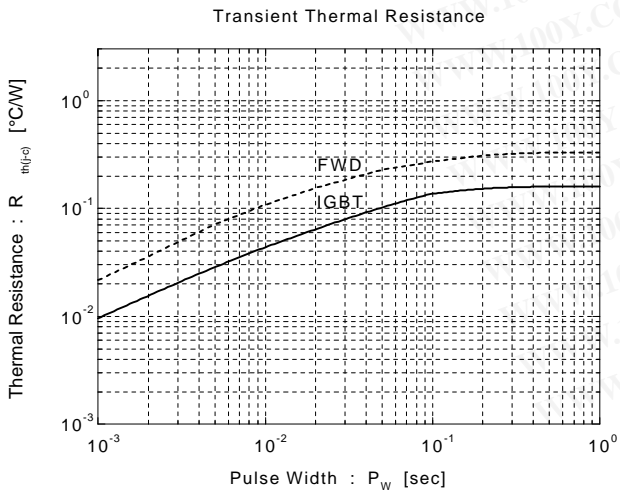
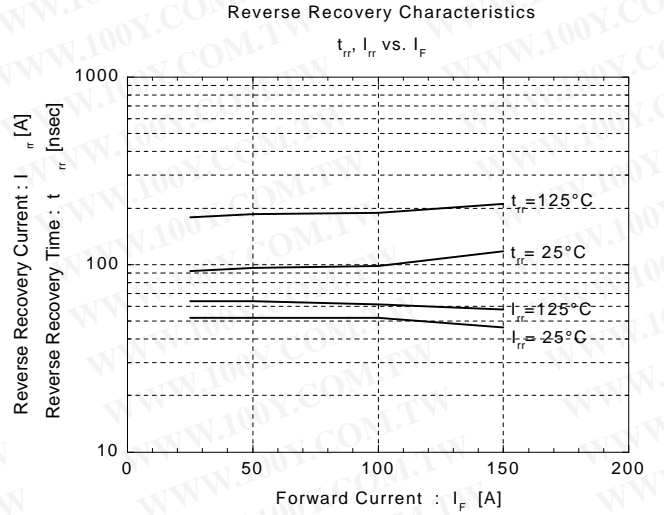
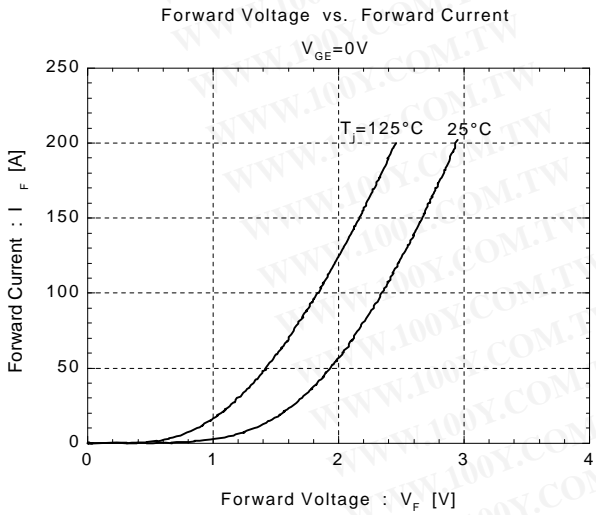
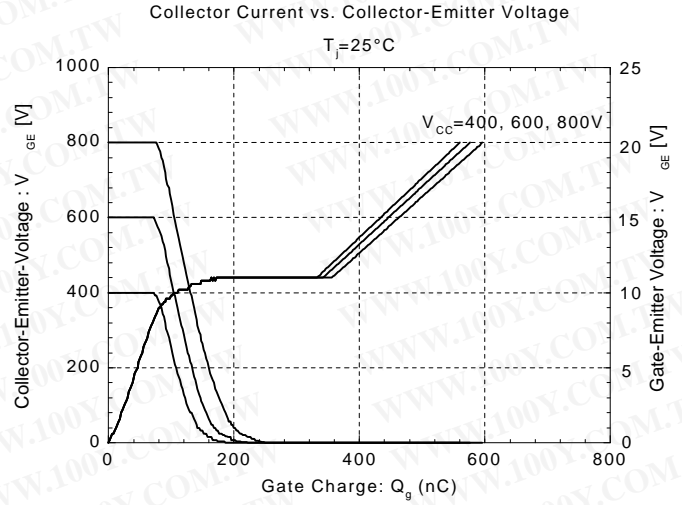
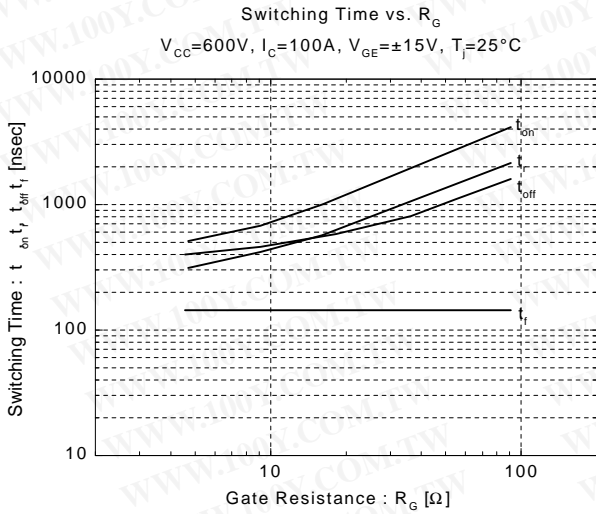
Items	Symbols	Test Conditions	Min.	Typ.	Max.	Units
Zero Gate Voltage Collector Current	I _{CES}	V _{GE} =0V V _{CE} =1400V			2.0	mA
Gate-Emitter Leakage Current	I _{GES}	V _{CE} =0V V _{GE} =± 20V			400	μA
Gate-Emitter Threshold Voltage	V _{GE(th)}	V _{GE} =20V I _C =100mA	6.0	8.0	9.0	V
Collector-Emitter Saturation Voltage	V _{CE(sat)}	T _F = 25°C V _{GE} =15V I _C =100A		2.7	3.0	V
		T _F =125°C V _{GE} =15V I _C =100A		3.3		
Input capacitance	C _{ies}	V _{GE} =0V		10000		pF
Output capacitance	C _{oes}	V _{CE} =10V		1500		
Reverse Transfer capacitance	C _{res}	f=1MHz		650		
Turn-on Time	t _{ON}	V _{CC} =600V I _C =100A			1.2	μs
					0.6	
Turn-off Time	t _{OFF}	V _{GE} =± 15V R _G =9.1Ω			1.0	
					0.3	
Diode Forward On-Voltage	V _F	I _F =100A V _{GE} =0V		2.4	3.3	V
Reverse Recovery Time	t _{rr}	I _F =100A			350	ns

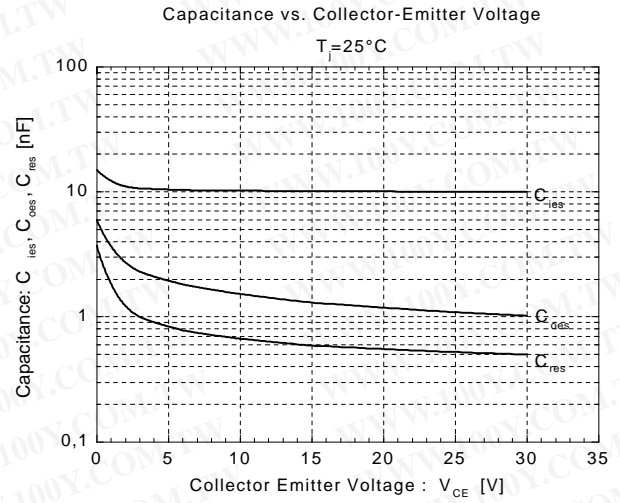
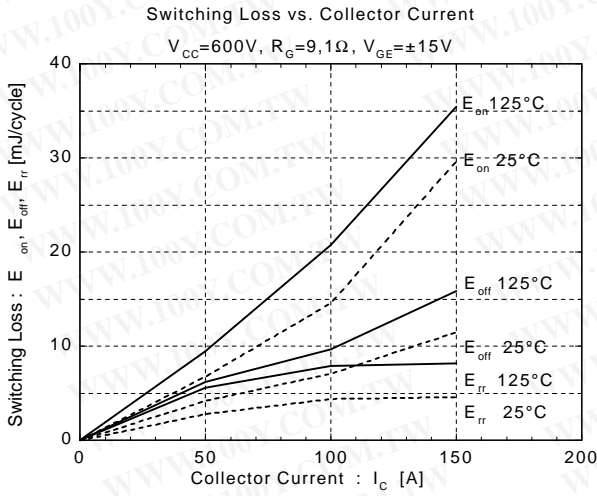
• Thermal Characteristics

Items	Symbols	Test Conditions	Min.	Typ.	Max.	Units
Thermal Resistance	R _{th(f-c)}	IGBT			0.16	°C/W
	R _{th(f-c)}	Diode			0.33	
	R _{th(c-f)}	With Thermal Compound		0.025		



勝特力材料 886-3-5753170
勝特力电子(上海) 86-21-54151736
勝特力电子(深圳) 86-755-83298787
[Http://www.100y.com.tw](http://www.100y.com.tw)





勝特力材料 886-3-5753170
 勝特力电子(上海) 86-21-54151736
 勝特力电子(深圳) 86-755-83298787
[Http://www.100y.com.tw](http://www.100y.com.tw)

For more information, contact:

Collmer Semiconductor, Inc.

P.O. Box 702708

Dallas, TX 75370

972-233-1589

972-233-0481 Fax

<http://www.collmer.com>

勝特力材料 886-3-5753170
勝特力电子(上海) 86-21-54151736
勝特力电子(深圳) 86-755-83298787
[Http://www.100y.com.tw](http://www.100y.com.tw)