

Sumitube F32

UL224 and CSA approved
Thin, flame-retardant heat-shrinkable tubing
The maximum operating temperature is 125°C.

Basic Properties

- 1) Materials : Cross-linked, flexible, flame-retardant polyolefin resin
- 2) Shrink temperature : 90°C min.
- 3) Shrink ratio (Radial change) : 50% min.
- 4) Longitudinal change : $-(5 \pm 5)\%$
- 5) Continuous operating temperature : -55 to 125°C

Features & Benefits

- 1) UL224 and CSA recognition
- 2) Flame-retardant
- 3) Flexible
- 4) Free of polybrominated biphenyl ethers(PBBEs), polybrominated biphenyl oxides(PBBOs), polybrominated biphenyls(PBBs).
- 5) Made in Sumi-Pac, Taiwan, only.

Specifications / Approvals

UL224(5 Edition)

File No.: E48762

Catalogue No. : SUMITUBE F32

Operating temperature : 125°C

Voltage rating : 600V

Flammability rating : VW-1

CSA C22.2 No.198.1-99

Authorized file No. : LR84766

Operating temperature 125°C

Voltage rating : 600V



Flammability rating : VW-1

Electrical Appliance and Material Control Law
Optional Registration System of Compounds and Materials

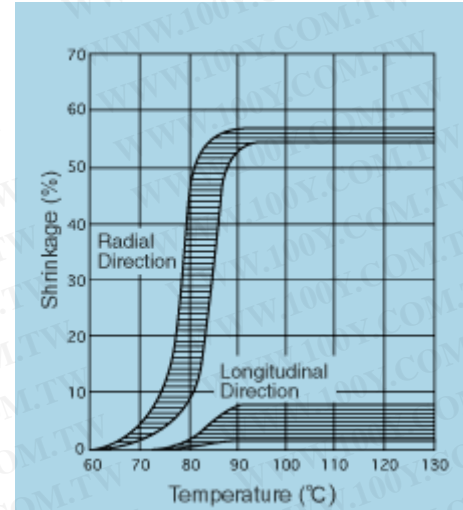
Registration of flammability rating (-F-)
(Registration No. : F-SPE-001 to F-SPE-004)

Markings

The following letters are printed on the surface of Sumitube F32.

 SUMIPAC CSA SUMITUBE F32 CSA 125°C VW-1 -F- (size) 

Shrinkage-Temperature Curve



The above curve chart shows the shrink ratio in each direction. The shrink ratio in longitudinal direction should be indicated with negative sign.
(ex. 15% → -15%)

勝特力材料 886-3-5753170
勝特力电子(上海) 86-21-54151736
勝特力电子(深圳) 86-755-83298787
[Http://www.100y.com.tw](http://www.100y.com.tw)

勝特力材料 886-3-5753170
 勝特力电子(上海) 86-21-54151736
 勝特力电子(深圳) 86-755-83298787
[Http://www.100y.com.tw](http://www.100y.com.tw)

■ Applications

- 1) Insulation, protection and reinforcement of terminations and joints of electric wires
- 2) Color identification and bundling of electric wires
- 3) Insulation and protection of resistances and capacitors

■ Colors

Standard colors : Black, brown, red, orange, yellow, green, blue, violet, gray and white

■ Properties [UL224]

Properties	Items	Requirements	Typical Values*
Mechanical	Tensile Strength (before aging)	10.4MPa{1.06kg/mm ² } min.	10.9MPa {1.11kgf/mm ² }
	Tensile Strength (after aging)	158℃ × 7 days Percent of original 70% min.	Percent of original 94%
	Ultimate Elongation (before aging)	200% min.	350%
	Ultimate Elongation (after aging)	158℃ × 7 days, 100% min.	320%
	Flexibility	158℃ × 7 days, No cracking	Pass
	Heat Shock	250℃ × 4 hours, No cracking	Pass
	Cold Bend	-30℃ × 1 hour, No cracking	Pass
Electrical	Dielectric Voltage Withstand (before aging)	AC2.5kV × 60sec. No breakdown	Pass
	Dielectric Voltage Withstand (after aging)	158℃ × 7 days AC2.5kV × 60sec. No breakdown	Pass
	Dielectric Voltage Breakdown (before aging)	AC2.5kV min.	24.8kV
	Dielectric Voltage Breakdown (after aging)	158℃ × 7 days Percent of original 50% AC2.5kV min.	Pass
	Volume Resistivity	10 ¹⁴ Ω•cm min.	4.4 × 10 ¹⁴ Ω•cm
Chemical	Copper Corrosion	After leaving for 24hours at humidity 95% and temperature 23℃ 158℃ × 7 days, No corrosion	Pass
	Copper Stability	After leaving for 24hours at humidity 95% and temperature 23℃ 158℃ × 7 days	338%
	Flammability	Ultimate Elongation 100% min. Flame-retardant, Pass VW-1	Pass

*Not guaranteed values

■ Sizes

Inch Sizes

Nominal Size (inch)	As Supplied (mm)		After Full Recovery (mm)		Unit Length (m)	
	Inside Diameter	Wall Thickness (nom.)	Inside Diameter (max.)	Wall Thickness (min.)	Cut	Spool
3/64	1.60±0.20	0.20	0.60	0.33	1.0	200
1/16	2.10±0.20	0.20	0.80	0.36	1.0	200
3/32	2.70±0.20	0.25	1.20	0.44	1.0	200
1/8	3.60±0.20	0.25	1.60	0.44	1.0	100
3/16	5.20±0.30	0.25	2.40	0.44	1.0	100
1/4	6.8±0.4	0.30	3.20	0.56	1.0	50
3/8	10.0±0.4	0.30	4.80	0.56	1.0	50
1/2	13.2±0.5	0.30	6.4	0.56	1.0	50
3/4	20.0±0.6	0.35	9.5	0.69	1.0	50
1	26.6±0.8	0.40	12.7	0.77	1.0	50

Metric Sizes

Nominal Size (mm)	As Supplied (mm)		After Full Recovery (mm)		Unit Length (min.)(m)	
	Inside Diameter	Wall Thickness	Inside Diameter (max.)	Wall Thickness (min.)	Cut	Spool
1 × 0.2	1.40±0.20	0.20	0.50	0.33	1	200
1.5 × 0.2	2.00±0.20	0.20	0.75	0.36	1	200
2 × 0.2	2.50±0.20	0.20	1.00	0.44	1	200
2.5 × 0.2	3.00±0.20	0.25	1.25	0.44	1	200
3 × 0.25	3.50±0.30	0.25	1.50	0.44	1	200
3.5 × 0.25	4.00±0.30	0.25	1.75	0.44	1	200
4 × 0.25	4.50±0.30	0.25	2.00	0.44	1	200
5 × 0.25	5.40±0.30	0.25	2.50	0.56	1	100
6 × 0.25	6.4±0.4	0.25	3.00	0.56	1	100
7 × 0.25	7.4±0.4	0.25	3.50	0.56	1	50
8 × 0.25	8.4±0.4	0.25	4.00	0.56	1	50
9 × 0.25	9.4±0.4	0.25	4.50	0.56	1	50
10 × 0.25	10.4±0.4	0.25	5.00	0.56	1	50
11 × 0.25	11.4±0.4	0.25	5.50	0.56	1	50
12 × 0.25	12.4±0.4	0.25	6.0	0.56	1	50
13 × 0.3	13.5±0.4	0.30	6.5	0.69	1	50
14 × 0.3	14.5±0.4	0.30	7.0	0.69	1	50
15 × 0.3	15.5±0.4	0.30	7.5	0.69	1	50
16 × 0.3	16.8±0.5	0.30	8.0	0.69	1	50
18 × 0.35	18.7±0.5	0.35	9.0	0.77	1	50
20 × 0.35	21.2±0.6	0.35	10.0	0.77	1	50
22 × 0.4	23.2±0.6	0.40	11.0	0.77	1	50

25 × 0.4	26.1±0.8	0.40	12.5	0.87	1	50
28 × 0.5	29.0±1.0	0.50	14.0	0.87	1	50
30 × 0.5	32.0±1.0	0.50	15.0	0.87	1	50

Caution!

All statements and technical information contained herein are based on tests we believe to be liable and only general properties are described. Therefore, safety of each specific application by the users should not be guaranteed. The users themselves should determine product conformance to your specific applications and assume all responsibility for all damages that may be caused directly or indirectly when using the products.

勝特力材料 886-3-5753170
勝特力电子(上海) 86-21-54151736
勝特力电子(深圳) 86-755-83298787
[Http://www.100y.com.tw](http://www.100y.com.tw)