

勝特力材料 886-3-5753170
 勝特力电子(上海) 86-21-54151736
 勝特力电子(深圳) 86-755-83298787
[Http://www.100y.com.tw](http://www.100y.com.tw)

- Zero Voltage and Random Turn-On Switching
- SCR Output
- Industry Standard Package
- Panel Mount

Two totally independent AC output relays come in a single standard panel-mount package. Utilizing an AC switch output with internal snubber, relays provide greater protection against false triggering. Model choices include zero-voltage or random turn-on (phase controllable) switching.

Manufactured in Crydom's ISO 9001 Certified facility for optimum product performance and reliability.

MODEL NUMBERS	D2425D	D2440D	H12D4825D	H12D4840D
OUTPUT SPECIFICATIONS ①	D2425DE	D2440DE	H12D4825DE	H12D4840DE
Operating Voltage (47-63 Hz) [Vrms]	24-280	24-280	48-530	48-530
Load Current Range ③ [Arms]	.15-25	.15-40	.15-25	.15-40
Transient Overvoltage [Vpk]	600	600	1200	1200
Max. Surge Current, (16.6ms) [Apk]	250	625	250	625
Max. On-State Voltage Drop @ Rated Current [Vpk]	1.6	1.6	1.6	1.6
Thermal Resistance Junction to Case (R _{θJC}) [Q/W] ①	1.02	.63	1.02	.63
Maximum I ² t for Fusing, (8.3 msec.) [A ² sec]	260	1620	260	1620
Max. Off-State Leakage Current @ Rated Voltage [mArms]	10	10	10	10
Min. Off-State dv/dt @ Max. Rated Voltage [V/μsec]②	500	500	500	500
Max. Turn-On Time ④	1/2 cycle	1/2 cycle	1/2 cycle	1/2 cycle
Max. Turn-Off Time	1/2 cycle	1/2 cycle	1/2 cycle	1/2 cycle
Power Factor (Min.) with Max. Load	0.5	0.5	0.5	0.5
INPUT SPECIFICATIONS ①	D24XXD	H12D48XXD	E-SUFFIX	
Control Voltage Range	4-15Vdc	4-15Vdc	15-32Vdc	
Max. Turn-On Voltage	4.0 Vdc	4.0 Vdc	15 Vdc	
Min. Turn-Off Voltage	1.0 Vdc	1.0 Vdc	1.0 Vdc	
Nominal Input Impedance	300 Ohms	240 Ohms	1500 Ohms	
Typical Input Current @ 5Vdc (@ 24Vdc for E-Suffix)	13mA	13mA	15mA	

GENERAL NOTES

- ① All parameters at 25°C and per section unless otherwise specified.
- ② Off-State dv/dt test method per EIA/NARM standard RS-443, paragraph 13.11.1
- ③ Heat sinking required, for derating curves see page 2.
- ④ Turn-on time for random turn-on (-10) versions is 0.1 msec.

© 2003 CRYDOM CORP, Specifications subject to change without notice.

Crydom Heat Sinks offer excellent thermal management and are perfectly matched to the load current ratings of Crydom panel mount relays. Request Crydom's Heat Sink specification sheet for all the details.



勝特力材料 886-3-5753170
 勝特力电子(上海) 86-21-54151736
 勝特力电子(深圳) 86-755-83298787
[Http://www.100y.com.tw](http://www.100y.com.tw)

GENERAL SPECIFICATIONS

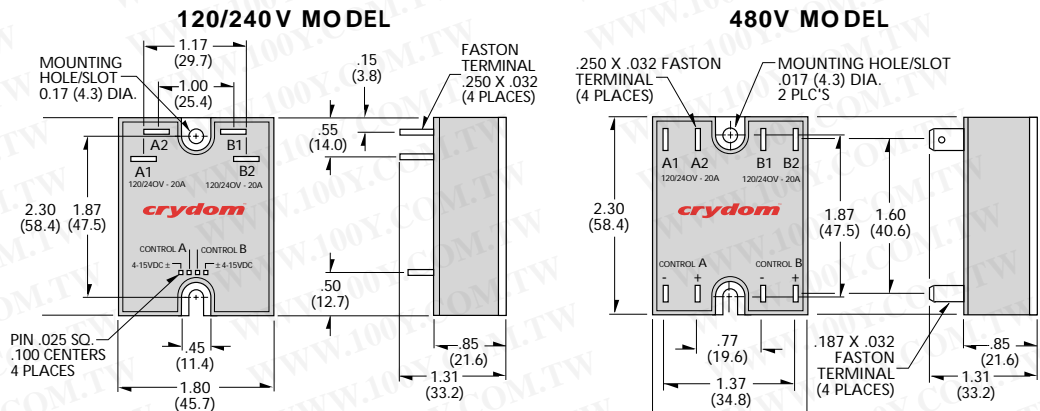
Dielectric Strength 50/60Hz Input/Output/Base	4000 Vrms
Insulation Resistance (Min.) @ 500 Vdc	10 ⁹ Ohm
Max. Capacitance Input/Output	10 pF
Ambient Operating Temperature Range	-40 to 80°C
Ambient Storage Temperature Range	-40 to 125°C

MECHANICAL SPECIFICATIONS

Weight: (typical)	3.0 oz. (86.5g)
Encapsulation:	Thermally Conductive Epoxy
Terminals:	.25' Fastons, .025' Square Pins


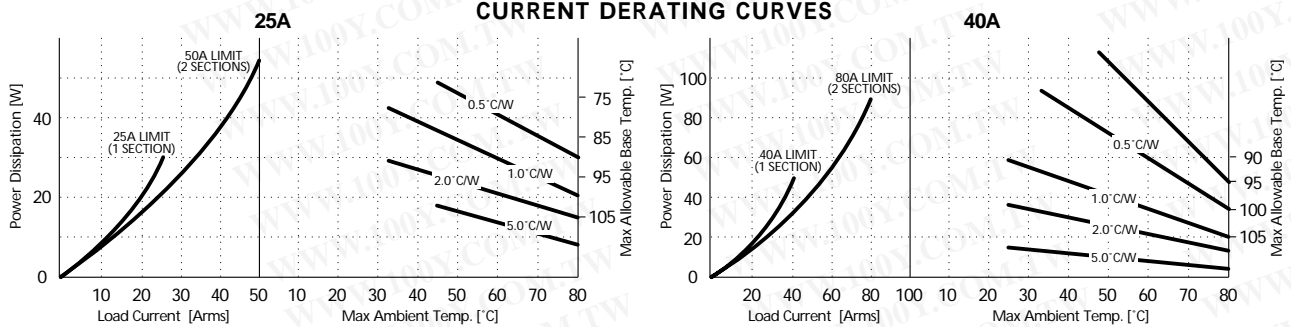
AVAILABLE OPTIONS

- 10 Random Turn-On, Phase Controllable
Example: **D2440D-10**
- E 15-32Vdc Control
Example: **H12D4840DE**



All dimensions are in inches (millimeters)

CURRENT DERATING CURVES



WIRING DIAGRAMS

APPROVALS

UL E116949
 CSA LR81689 (240V only)
 VDE 5902 UG



©2003 CRYDOM CORP, Specifications subject to change without notice.

