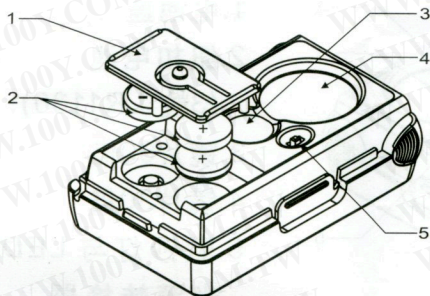


CURRENCY DETECTING JEWELLERY IDENTIFYING MAGNIFIERS


Mai Lens:30x-21mm
Accessorial Lens:60x-12mm
Pull-type Light Source Switch

Illumination: LED Light
Uses 3 LR1130 batteries
(Batteries INCLUDED)




1. Battery cover
2. Button battery
(3 LR1130)
3. Lens 60X
4. Lens 30X
5. Transducer between
currency detecting
lamp and LED lamp


Pull out the magnifier to first step position, light source switch will not be opened. If sunlight is insufficient, it is advisable to pull it out to second step position, the light source switch will be opened automatically at this time. Therefore, the magnifier can be used under insufficient sunlight or dark environment.




First step position



Second step position



Transducer between currency
detecting lamp and LED lamp



wist off battery compartment to replace batteries by upward pulling with hand or coin; put new button-shaped batteries into it according to the "+" , "-" mark of batteries.

This product has been patented
and copying is not permitted.
Patent No.:200930185742.6

勝特力材料 886-3-5753170
勝特力电子(上海) 86-21-34970699
勝特力电子(深圳) 86-755-83298787
[Http://www.100y.com.tw](http://www.100y.com.tw)