

# AA/DA series

# DIN 48X96 AC / DC CURRENT METER

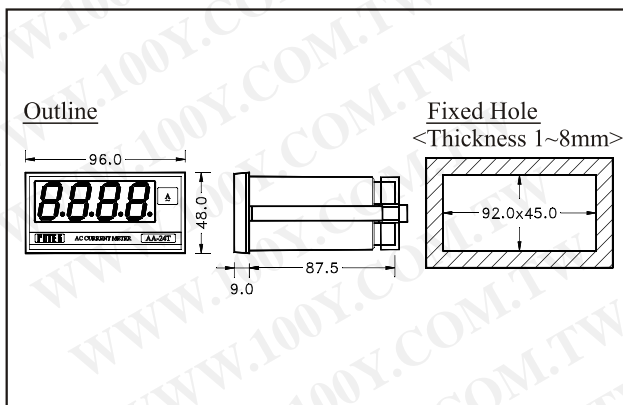
- ☆ Dual Slope A/D Converter,  
Accuracy Less Than 0.2% of F.S.
- ☆ Large LED Display, 25.4 mm,  
Easy To Monitor.
- ☆ Input 4 ~ 20 mA, To Measure  
Moisture, Temperature or Pressure.
- ☆ Easy To Measure High Current  
With CT.

勝特力材料 886-3-5753170  
 勝特力电子(上海) 86-21-34970699  
 勝特力电子(深圳) 86-755-83298787  
[Http://www.100y.com.tw](http://www.100y.com.tw)

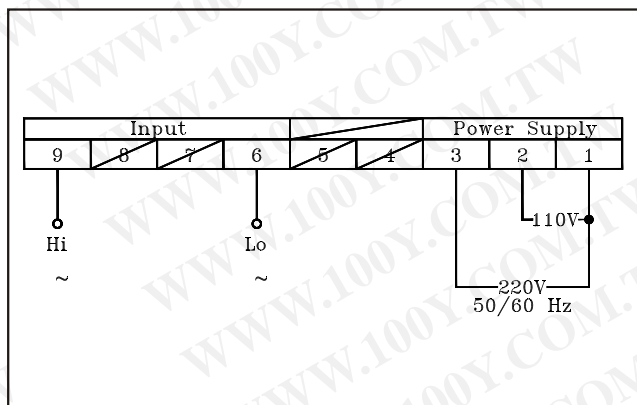
## Specification

Type	AC Current Meter		DC Current Meter		
Model	AA-24T	AA-24T-1	DA-24T	DA-24T-1	DA-24T-2
Measuring Range	0~5A	0~200mA	0~5A	0~200mA	4~20mA
Input Voltage	AC Voltage		DC Voltage		
Power Supply	AC 110V/220V 50/60Hz 5VA max.				
Display Range	1999				
Display Method	25.4 mm 7-Segment Red LED				
Converting Method	Dual Slope A/D Converter				
Accuracy	± 0.2% of F.S.				
Response Time	2 Sec				
Dielectric Strength	2.5KV/1 min.				
Insulation Strength	100MΩ/500VDC				
Circumstance	-20°C ~+60°C, 35%~85%RH				
Weight	310g				

## Dimension



## Connection Diagram



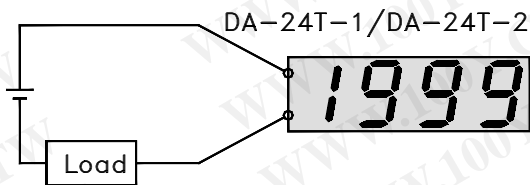
## Illustration

Input Range Max.	NO. of SW-1					Input Impedance
	1	2	3	4	5	
1.999mA	ON	×	×	×	ON	100 Ω
19.99mA	×	ON	×	×	ON	10 Ω
199.9mA	×	×	ON	×	ON	1 Ω
5.0 A	×	×	×	△	△	0.1 Ω
Remarks	"△" Is Optional, ON or OFF Is Dependent On The Amplification					

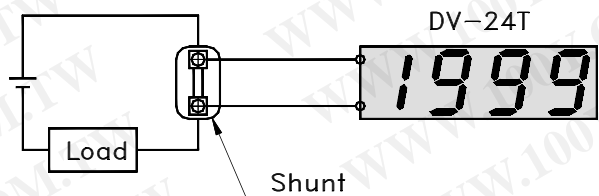
Decimal Point	NO. of SW-2			Decimal Point Selecting Is Independent ON The Amplification.
	1	2	3	
1	×	×	ON	
2	×	ON	×	
3	ON	×	×	

## How To Measure DC Current

Current < 200mA

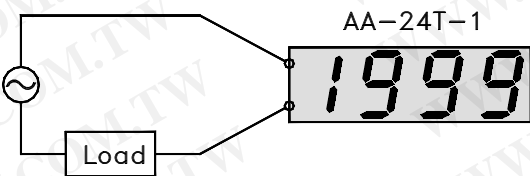


Current > 200mA

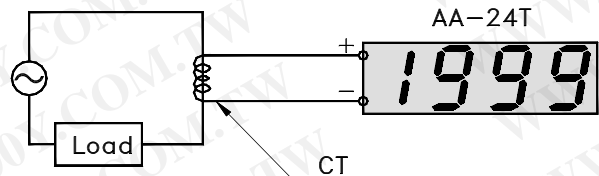


## How To Measure AC Current

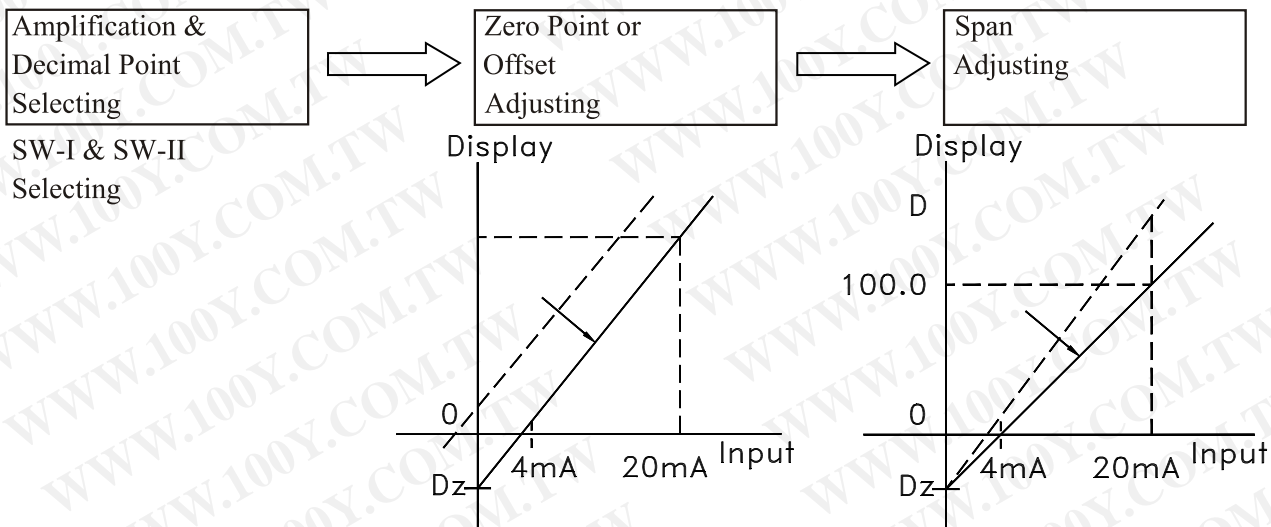
Current < 200mA



Current > 200mA



## How To Apply Current Meter To Digital Scale Meter



Ex. Input 4~20mA, Full Scale 100.0

$Dz = -4 \times 1000 / (20 - 4) = -250$  < After Opening The Input Circuit, To Adjust The Zero Trimmer >

$D = 100.0$  < When The Input Current = 20 mA, To Adjust The Span Trimmer >