

Surface Mount RF Transformer

50Ω 0.015 to 300 MHz

T1-6T-KK81+ T1-6T-KK81

勝特力材料 886-3-5753170
 勝特力电子(上海) 86-21-34970699
 勝特力电子(深圳) 86-755-83298787
[Http://www.100y.com.tw](http://www.100y.com.tw)



CASE STYLE: KK81

Maximum Ratings

Operating Temperature	-20°C to 85°C
Storage Temperature	-55°C to 100°C
RF Power	0.25W
DC Current	30mA
Permanent damage may occur if any of these limits are exceeded.	

Pin Connections

PRIMARY DOT	4
PRIMARY	6
SECONDARY DOT	3
SECONDARY	1
SECONDARY CT	2
NOT USED	5

Features

- wideband, 0.015 to 300 MHz
- excellent return loss
- also available with plug-in (X65) flat pack (W38) leads

Applications

- VHF/UHF receivers/transmitters
- impedance matching

+ RoHS compliant in accordance with EU Directive (2002/95/EC)

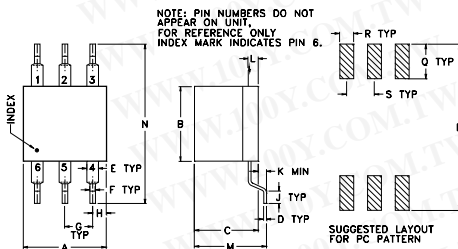
The +Suffix identifies RoHS Compliance. See our web site for RoHS Compliance methodologies and qualifications.

Transformer Electrical Specifications

Ω RATIO	FREQUENCY (MHz)	INSERTION LOSS*		
		3 dB MHz	2 dB MHz	1 dB MHz
1	0.015-300	0.015-300	0.021-150	0.03-50

*Insertion Loss is referenced to mid-band loss, 0.1 dB typ.

Outline Drawing



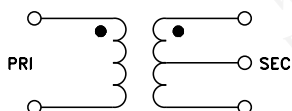
Outline Dimensions (inch/mm)

A	B	C	D	E	F	G	H	J
.30	.27	.23	.010	.042	.020	.100	.05	.05
7.62	6.86	5.84	0.25	1.07	0.51	2.54	1.27	1.27
K	L	M	N	P	Q	R	S	wt
.020	.036	.26	.575	.600	.125	.050	.100	grams
0.51	0.91	6.60	14.61	15.24	3.18	1.27	2.54	0.50

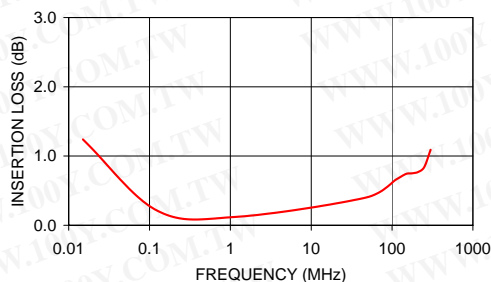
Typical Performance Data

FREQUENCY (MHz)	INSERTION LOSS (dB)	INPUT R. LOSS (dB)
0.02	1.24	11.77
0.13	0.21	26.45
1.15	0.12	37.26
47.47	0.40	19.27
111.99	0.66	14.92
147.83	0.74	14.64
175.75	0.75	15.08
209.75	0.77	16.64
250.25	0.84	20.06
300.00	1.09	26.64

Config. A



T1-6T-KK81
INSERTION LOSS



T1-6T-KK81
INPUT RETURN LOSS

