

Control stations and enclosures

Control stations XAL

For Harmony® XB5 plastic Ø 22 control and signalling units

Complete stations (screw clamp terminal connections)

Start or Stop function

Light grey "RAL 7035" base, dark grey "RAL 7016" lid, lid fixing screws and nut material: stainless steel type A4, AISI 316.

Description	Type of push	Type of contact		Marking	Reference	Weight kg
		N/O	N/C			

Marking on pushbutton

1 spring return pushbutton	Flush, green	1	-	I	XAL D102	0.135
				Marche	XAL D104	0.156
				Start	XAL D103	0.156
1 spring return pushbutton	Flush, red	-	1	O	XAL D102E	0.165
				Arrêt	XAL D117	0.156
				Stop	XAL D114	0.165
1 spring return pushbutton	Projecting, red	1	1	O	XAL D112E	0.165
				Stop	XAL D114E	0.165
				Arrêt	XAL D115	0.157
1 spring return pushbutton	Projecting, red	-	1	Arrêt	XAL D118	0.157
				Stop	XAL D116	0.157

Marking on legend holder and legend below head

1 spring return pushbutton	Flush, green	1	-	Marche	XAL D101	0.157
				Start	XAL D101H29	0.157
				Arrêt	XAL D111	0.157
1 spring return pushbutton	Flush, red	-	1	Stop	XAL D111H29	0.157
				Arrêt	XAL D111	0.157
				Stop	XAL D111H29	0.157
1 mushroom head pushbutton, Ø 40 mm, spring return	Red	-	1	Arrêt	XAL D164	0.182



XAL D102



XAL D115



XAL D101



XAL D111



XAL D164

勝特力材料 886-3-5753170
 勝特力电子(上海) 86-21-34970699
 勝特力电子(深圳) 86-755-83298787
[Http://www.100y.com.tw](http://www.100y.com.tw)

Control stations and enclosures








Control stations XAL

For Harmony® XB5 plastic Ø 22 control and signalling units

Complete stations (screw clamp terminal connections)

Emergency stop or Emergency switching off functions

Light grey "RAL 7035" base, yellow "RAL 1021" lid, lid fixing screws and nut material: stainless steel type A4, AISI 316.

Description	Type	Type of contact		Reference	Weight kg	
		 N/O	 N/C			
Unmarked						
 XAL K178	1 mushroom head pushbutton, Ø 40 mm, red Turn to release	Trigger action (1) (2)	–	1	XAL K178	0.194
			–	2	XAL K178F	0.194
			1	1	XAL K178E	0.194
			1	2	XAL K178G	0.194
	Standard (3)		–	1	XAL K174	0.178
			–	2	XAL K174F	0.188
			1	1	XAL K174E	0.188
			1	2	XAL K174G	0.197
 XAL K188	1 mushroom head pushbutton, Ø 40 mm, red Key release (key n° 455)	Trigger action (1) (2)	–	1	XAL K188 	0.188
			–	2	XAL K188F	0.188
			1	1	XAL K188E	0.188
			1	2	XAL K188G	0.188
	Standard (3)		–	1	XAL K184	0.178
			–	2	XAL K184F	0.188
			1	1	XAL K184E	0.188
			1	2	XAL K184G	0.197
 XAL K198	1 mushroom head pushbutton, Ø 40 mm, red Push-pull	Trigger action (1) (2)	–	1	XAL K198 	0.193
			Standard (3)	–	1	XAL K194

(1) Mushroom head Emergency stop trigger action and mechanical latching pushbuttons conform to standards EN/IEC 60204-1 and EN/ISO 13850: 2006, to Machinery Directive 98/37/EC and to standard EN/IEC 60947-5-5.

(2) Your Customer Care Centre may provide a control station type XAL K188 with marking of the Emergency stop function and of the logo in conformity with the requests of ISO 13850:2006 standard, paragraph 4.4.6.

(3) Mushroom head switching off mechanical latching pushbuttons conform to standards IEC 60364-5-53 and EN/IEC 60947-5-5. Please consult your Customer Care Centre for full details of these standards and directives.

 NewGeneral:
page 36030-EN/2Characteristics:
page 36031-EN/2Dimensions:
page 36033-EN/2

Control stations and enclosures

Control stations XAL

For Harmony® XB5 plastic Ø 22 control and signalling units

Complete stations (screw clamp terminal connections)

Start-Stop function

Light grey "RAL 7035" base, dark grey "RAL 7016" lid, lid fixing screws and nut material: stainless steel type A4, AISI 316.

Description	Type of push	Type of contact		Marking	Reference	Weight kg
		N/O	N/C			

Marking on pushbutton (1)

2 spring return pushbuttons	1 flush, green	1	–	I	XAL D213	0.233
	1 flush, red	–	1	O	XAL D224	0.233
				Marche	XAL D215	0.233
				Arrêt	XAL D213E	0.252
				Start		
				Stop		
	1 flush, green	1	–	I	XAL D214	0.234
	1 projecting, red	–	1	O	XAL D225	0.234
				Start		
				Stop		

Marking on legend holder and legend below head

2 spring return pushbuttons	1 flush, green	1	–	Marche	XAL D211	0.233
	1 flush, red	–	1	Arrêt	XAL D211H29	0.233
				Start		
				Stop		
	1 flush, green	1	–	Ouverture	XAL D241	0.233
	1 flush, green	1	–	Fermeture		
1 selector switch	Standard handle	1	–	O-I	XAL D134	0.163
2-position stay put		1	–	Arrêt-Marche	XAL D132	0.163
	Key switch (key n° 455) key withdrawal from left-hand position	1	–	O-I	XAL D144	0.187
				Arrêt-Marche	XAL D142	0.196
		1	1	O-I	XAL D144E	0.196

Description	Type of push	Type of contact		Marking	Pilot light supply V	Reference	Weight kg
		N/O	N/C				

With pilot light and marking on pushbutton (1)

2 spring return pushbuttons and 1 pilot light with integral red LED	1 flush, green	1	–	I	≈ 24	XAL D363B	0.261
	1 flush, red	–	1	O	~ 120	XAL D363G	0.261
					~ 230	XAL D363M	0.261

With pilot light and marking on legend holder and legend below head

2 spring return pushbuttons and 1 pilot light with integral red LED	1 flush, green	1	–	Marche	≈ 24	XAL D361B	0.261
	1 flush, red	–	1	Arrêt	~ 230	XAL D361M	0.261

(1) Push supplied with cap not clipped-in, allowing orientation through 90° in 360° steps.


勝特力材料 886-3-5753170
 勝特力电子(上海) 86-21-34970699
 勝特力电子(深圳) 86-755-83298787
[Http://www.100y.com.tw](http://www.100y.com.tw)



XAL D224



XAL D211H29



XAL D134



XAL D144



XAL D363B

Control stations and enclosures

Control stations XAL

For Harmony® XB5 plastic Ø 22 control and signalling units

Complete stations (screw clamp terminal connections)

Two function

Light grey "RAL 7035" base, dark grey "RAL 7016" lid, lid fixing screws and nut material: stainless steel type A4, AISI 316.

Description	Type of push	Type of contact		Marking	Reference	Weight kg
		N/O	N/C			
Marking on pushbutton (1)						
2 spring return pushbuttons	1 flush, white	1	–	↑	XAL D222	0.233
	1 flush, black	1	–	↓		
		1	1	↔		
		1	1	↑	XAL D222E	0.233
		1	1	↓		



XAL D222

Three function (light grey "RAL 7035" base, dark grey "RAL 7016" lid)

Description	Type of push	Type of contact		Marking	Reference	Weight kg
		N/O	N/C			
Marking on pushbutton (1)						
3 spring return pushbuttons	1 flush, green	1	–	I	XAL D339	0.298
	1 flush, red	–	1	O		
	1 flush, green	1	–	II		
	1 flush, white	1	–	↑	XAL D324	0.298
	1 flush, red	–	1	O		
	1 flush, black	1	–	↓	XAL D326	0.298
				Stop		
				↔	XAL D334	0.298
				O		
				↔	XAL D324E	0.317
				↑		
				O	XAL D325	0.299
				↓		
2 spring return pushbuttons + 1 latching mushroom head pushbutton, Ø 30 mm	1 flush, white	1	–	↑	XAL D328	0.317
	1 mushroom head, red (2)	–	1	O		
	1 flush, black	1	–	↓		
Marking on legend holder and legend below head						
3 spring return pushbuttons	1 flush, green	1	–	Avant	XAL D311	0.299
	1 flush, red	–	1	Arrêt		
	1 flush, green	–	–	Arrière		
				Montée	XAL D321	0.299
				Arrêt		
				Descente		



XAL D339



XAL D334



XAL D321

(1) Push supplied with cap not clipped-in, allowing orientation through 90° in 360° steps.
(2) Standard turn to release.

Control stations and enclosures

Control stations XAL

For Harmony® XB5 plastic Ø 22 control and signalling units





Stations for customer assembly: empty enclosures

815211



XAL D02

Empty enclosures (lid fixing screws and nut material: stainless steel type A4, AISI 316)


Description	Text and logo	Marking of the control station	Number of cut-outs	Reference	Weight kg
Light grey "RAL 7035" base Dark grey "RAL 7016" lid	Without	—	1	XAL D01	0.136
			2	XAL D02	0.193
			3	XAL D03	0.238
			4	XAL D04	0.278
			5	XAL D05	0.322
Light grey "RAL 7035" base Yellow "RAL 1021" lid For Emergency stop function	Without	—	1	XAL K01	0.136
			2	XAL K02	0.193
			3	XAL K03	0.238
			4	XAL K04	0.278
			5	XAL K05	0.322
With text (1) and logo (2)		ARRET D'URGENCE	1	XAL K01HFR 	0.136
		EMERGENCY STOP	1	XAL K01H29 	0.136
		NOT-HALT	1	XAL K01H44 	0.136
CSA + UL certified (3)					
Light grey "RAL 7035" base Dark grey "RAL 7016" lid	Without	—	1	XAL D01H7	0.136
			2	XAL D02H7	0.205
			3	XAL D03H7	0.238

PF540623



XAL K01H29

(1) For supply of the text in an other language, please consult your Customer Care Centre.

(2) For complying with ISO 13850:2006 standard, paragraph 4.4.6., Emergency Stop function logo  has been added.

(3) Volt-free commoning/earth terminal included.

勝特力材料 886-3-5753170
 勝特力电子(上海) 86-21-34970699
 勝特力电子(深圳) 86-755-83298787
 Http://www.100y.com.tw

Control stations XAL

For Harmony® XB5 plastic Ø 22 control and signalling units

Stations for customer assembly: electrical blocks



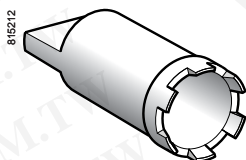
ZEN L1111



ZAL VB



ZB5 SZ3



ZB5 AZ905



ZBE 101



ZBV B



ZBV V



ZB5 AZ009

Electrical blocks and accessories for mounting in back of enclosure

Description	Description	Colour	Sold in lots of	Unit reference	Weight kg
Electrical blocks with screw clamp terminal connections					
Standard contact blocks (1)	N/O contact	–	5	ZEN L1111	0.015
	N/C contact	–	5	ZEN L1121	0.015
Light blocks with integral LED (1)	≈ 24 V	White	5	ZAL VB1	0.015
		Green	5	ZAL VB3	0.015
		Red	5	ZAL VB4	0.015
		Yellow	5	ZAL VB5	0.015
		Blue	5	ZAL VB6	0.015
		~ 48...120 V	White	5	ZAL VG1
	Green	5	ZAL VG3	0.015	
	Red	5	ZAL VG4	0.015	
	Yellow	5	ZAL VG5	0.015	
	Blue	5	ZAL VG6	0.015	
	~ 230...240 V	White	5	ZAL VM1	0.015
		Green	5	ZAL VM3	0.015
Red		5	ZAL VM4	0.015	
Yellow		5	ZAL VM5	0.015	
Blue		5	ZAL VM6	0.015	

Description	For use with	Sold in lots of	Unit reference	Weight kg
Accessories for electrical blocks				
Blanking plug	Ø 22 mm units	10	ZB5 SZ3	0.008
Nut	Head fixing	10	ZB5 AZ901	0.002
Volt-free terminal	Commoning/earth	10	XAL Z09	0.003
Bezel tool	For tightening nut ZB5 AZ901	1	ZB5 AZ905	0.016

Electrical blocks and accessories for mounting beneath heads

Description	Description	Colour	Sold in lots of	Unit reference	Weight kg
Electrical blocks with screw clamp terminal connections (2) (for use with body/fixing collar ZB5 AZ009)					
Standard contact blocks	N/O contact	–	5	ZBE 101	0.016
	N/C contact	–	5	ZBE 102	0.016
Light blocks with integral LED	≈ 24 V	White	5	ZBV B14	0.016
		Green	5	ZBV B34	0.016
		Red	5	ZBV B44	0.016
		Yellow	5	ZBV B54	0.016
		Blue	5	ZBV B64	0.016
		~ 48...120 V	White	5	ZBV G14
	Green	5	ZBV G34	0.016	
	Red	5	ZBV G44	0.016	
	Yellow	5	ZBV G54	0.016	
	Blue	5	ZBV G64	0.016	
	~ 230...240 V	White	5	ZBV M14	0.016
		Green	5	ZBV M34	0.016
Red		5	ZBV M44	0.016	
Yellow		5	ZBV M54	0.016	
Blue		5	ZBV M64	0.016	

Description	For use with	Level of protection	Unit reference	Weight kg
Accessories for electrical blocks				
LED suppressors	Electrical light blocks with integral LED	~ 120 V	ZBZ VG	0.010
		~ 230 V	ZBZ VM	0.010
Body/fixing collar	Electrical blocks (contact or light)	–	ZB5 AZ009	0.006

(1) A maximum of 3 electrical blocks can be fitted per associated head.






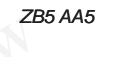




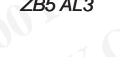







(2) For electrical blocks for printed circuit board connection: please consult your customer care centre.

Control stations and enclosures

Control stations XAL

For Harmony® XB5 plastic Ø 22 control and signalling units

Stations for customer assembly: heads

Heads for spring return pushbuttons - unmarked					
Shape of head	Type of push	Colour of cap	Reference	Weight kg	
 815224 ZB5 AA0		Without cap (1)	–	ZB5 AA0	0.022
		Flush, with set of 6 coloured caps	6 colours (2)	ZB5 AA9	0.027
		Flush	White	ZB5 AA1	0.018
 815224 ZB5 AA5			Black	ZB5 AA2	0.018
			Green	ZB5 AA3	0.018
			Red	ZB5 AA4	0.018
			Yellow	ZB5 AA5	0.018
			Blue	ZB5 AA6	0.018
			Grey	ZB5 AA8	0.018
			White	ZB5 AA18	0.018
 815224 ZB5 AA18		Flush with transparent cap, for insertion of legend (3)	Green	ZB5 AA38	0.018
			Red	ZB5 AA48	0.018
			Yellow	ZB5 AA58	0.018
			Blue	ZB5 AA68	0.018
			White	ZB5 AA18	0.018
 103545_2 ZB5 AP2S		Booted (coloured silicone) Can be replaced without dismantling the head	Black	ZB5 AP2S	0.014
			Green	ZB5 AP3S	0.014
			Red	ZB5 AP4S	0.014
			Yellow	ZB5 AP5S	0.014
			Blue	ZB5 AP6S	0.014
			White	ZB5 AP1S	0.014
			 815226 ZB5 AL3		Projecting
Green	ZB5 AL3	0.019			
Red	ZB5 AL4	0.019			
Yellow	ZB5 AL5	0.019			
Blue	ZB5 AL6	0.019			
White	ZB5 AL1	0.019			
 815227 ZB5 AA14		Flush (high guard)			
			Green	ZB5 AA34	0.020
			Red	ZB5 AA44	0.020
			Yellow	ZB5 AA54	0.020
			Blue	ZB5 AA64	0.020
			White	ZB5 AA14	0.020
			 815227 ZB5 AA26		Recessed (high guard)
Green	ZB5 AA36	0.019			
Red	ZB5 AA46	0.019			
Yellow	ZB5 AA56	0.019			
Blue	ZB5 AA66	0.019			
White	ZB5 AA16	0.019			
 815228 ZB5 CA1		Flush			
			Green	ZB5 CA3	0.019
			Red	ZB5 CA4	0.019
			Yellow	ZB5 CA5	0.019
			Blue	ZB5 CA6	0.019
			White	ZB5 CA1	0.019
			 815228 ZB5 CL1		Projecting
Green	ZB5 CL3	0.021			
Red	ZB5 CL4	0.021			
Yellow	ZB5 CL5	0.021			
Blue	ZB5 CL6	0.021			
White	ZB5 CL1	0.021			

(1) Cap to be ordered separately, see page 36032-EN/22.

(2) Head supplied with 6 different coloured caps (white, black, green, red, yellow, blue).

(3) For legend ordering information, see page 36032-EN/21.





Control stations and enclosures

Control stations XAL



For Harmony® XB5 plastic Ø 22 control and signalling units

Stations for customer assembly: heads

Heads for spring return pushbuttons - marked

Shape of head	Type of push	Marking		Colour of cap	Reference	Weight kg		
		Text	Colour					
	Flush (1)	I	White	Green	ZB5 AA331	0.018		
			Black	White	ZB5 AA131	0.018		
			II	White	Green	ZB5 AA336	0.018	
				Black	White	ZB5 AA136	0.018	
			START	White	Green	ZB5 AA333	0.018	
				Black	White	ZB5 AA133	0.018	
		ON	White	Green	ZB5 AA341	0.018		
			Black	White	ZB5 AA141	0.018		
		MARCHE	White	Green	ZB5 AA342	0.018		
			Black	White	ZB5 AA142	0.018		
			O	White	Black	ZB5 AA245	0.018	
				Black	White	ZB5 AA145	0.018	
				O	White	Red	ZB5 AA432	0.018
					Black	Black	ZB5 AA232	0.018
				ARRET	White	Red	ZB5 AA433	0.018
					Black	Black	ZB5 AA233	0.018
				STOP	White	Red	ZB5 AA434	0.018
					Black	Black	ZB5 AA234	0.018
OFF	White			Red	ZB5 AA435	0.018		
	Black			Black	ZB5 AA235	0.018		
UP	Black			White	ZB5 AA343	0.018		
	White			Black	ZB5 AA344	0.018		
DOWN	White	Black	ZB5 AA335	0.018				
	Black	White	ZB5 AA334	0.018				
	Projecting (1)	O	White	Red	ZB5 AL432	0.019		
			Black	Black	ZB5 AL232	0.019		
		ARRET	White	Red	ZB5 AL433	0.019		
			Black	Black	ZB5 AL233	0.019		
		STOP	White	Red	ZB5 AL434	0.019		
			Black	Black	ZB5 AL234	0.019		
		OFF	White	Red	ZB5 AL435	0.019		
			Black	Black	ZB5 AL235	0.019		
			Flush (1)	I	White	Green	ZB5 CA331	0.019
				O	White	Red	ZB5 CA432	0.019
+	White			Black	ZB5 CA2934	0.019		
↑	White			Black	ZB5 CA2912	0.019		
R	White			Blue	ZB5 CA6939	0.019		

Mushroom heads for spring return pushbuttons

Shape of head	Diameter of push mm	Colour of push	Reference	Weight kg
	30	Black	ZB5 AC24	0.027
		Green	ZB5 AC34	0.027
		Red	ZB5 AC44	0.027
		Yellow	ZB5 AC54	0.027
		Blue	ZB5 AC64	0.027
	40	Black	ZB5 AC2	0.046
		Green	ZB5 AC3	0.046
		Red	ZB5 AC4	0.046
		Yellow	ZB5 AC5	0.046
		Blue	ZB5 AC6	0.046

(1) Push supplied with cap not clipped-in, allowing orientation through 90° in 360° steps.

勝特力材料 886-3-5753170
 勝特力电子(上海) 86-21-34970699
 勝特力电子(深圳) 86-755-83298787
[Http://www.100y.com.tw](http://www.100y.com.tw)

Control stations XAL

For Harmony® XB5 plastic Ø 22 control and signalling units

Stations for customer assembly: heads

Mushroom heads for latching pushbuttons

(Emergency stop: colour red)

Shape of head	Type of push	Diameter of push mm	Colour of push	Reference	Weight kg
 ZB5 AS844		40	Red	ZB5 AT84 (1)	0.050
		30	Red	ZB5 AS834 (1)	0.042
 ZB5 AS934		40	Red	ZB5 AS844 (1)	0.046
		30	Red	ZB5 AS934 (1) (4)	0.068
		40	Red	ZB5 AS944 (1)	0.071
		60	Red	ZB5 AS964 (1)	0.092
 ZB5 AS934		40	Red	ZB5 AS944D (1)	0.071
		 ZB5 AT44		30	Black
40	Red			ZB5 AT44 (2)	0.044
40	Black			ZB5 AT2 (2)	0.049
40	Red			ZB5 AT4 (2)	0.049
 ZB5 AT44		30	Black	ZB5 AS42 (2)	0.040
		40	Red	ZB5 AS44 (2)	0.040
		40	Black	ZB5 AS52 (2)	0.044
		40	Red	ZB5 AS54 (2)	0.044
 ZB5 AS54		30	Yellow	ZB5 AS55 (2)	0.044
		30	Black	ZB5 AS72 (2)	0.040
		40	Red	ZB5 AS74 (2)	0.040
		40	Black	ZB5 AS12 (2)	0.044
 ZB5 AS54		40	Red	ZB5 AS14 (2) (3)	0.044
		40	Red	ZB5 AS14D (2)	0.044

(1) Mushroom head Emergency stop trigger action and mechanical latching pushbuttons conform to standards EN/IEC 60204-1 and EN/ISO 13850: 2006, to Machinery Directive 98/37/EC and to standard EN/IEC 60947-5-5.

(2) Mushroom head switching off mechanical latching pushbuttons conform to standards IEC 60364-5-53 and EN/IEC 60947-5-5. Please consult your customer care centre for full details of these standards and directives.

(3) For specific keys with other numbers, please consult your customer care centre.

(4) Other key numbers:

- key n° 421E: add suffix 12 to the reference.

- key n° 458A: add suffix 10 to the reference.

- key n° 520E: add suffix 14 to the reference.

- key n° 3131A: add suffix 20 to the reference.

Example: The reference for a Ø 40 mushroom head for a trigger action latching pushbutton with release by key n° 421E becomes: **ZB5 AS94412**.

Control stations and enclosures

Control stations XAL

For Harmony® XB5 plastic Ø 22 control and signalling units

Stations for customer assembly: heads



ZB5 AD2



Heads for selector switches (1)

Shape of head	Type of operator	Number and type of positions	Reference	Weight kg
	Standard handle, black	2 - stay put	ZB5 AD2	0.017
		2 - spring return from right to left	ZB5 AD4	0.020
		3 - stay put	ZB5 AD3	0.017
		3 - spring return to centre	ZB5 AD5	0.017
		3 - spring return from left to centre	ZB5 AD7	0.017
		3 - spring return from right to centre	ZB5 AD8	0.017
	Standard handle, white	2 - stay put	ZB5 AD201	0.017
		2 - spring return from right to left	ZB5 AD401	0.020
		3 - stay put	ZB5 AD301	0.017
		3 - spring return to centre	ZB5 AD501	0.017
		3 - spring return from left to centre	ZB5 AD701	0.017
		3 - spring return from right to centre	ZB5 AD801	0.017
Standard handle, green	2 - stay put	ZB5 AD203	0.017	
	2 - spring return from right to left	ZB5 AD403	0.020	
	3 - stay put	ZB5 AD303	0.017	
	3 - spring return to centre	ZB5 AD503	0.017	
	3 - spring return from left to centre	ZB5 AD703	0.017	
	3 - spring return from right to centre	ZB5 AD803	0.017	

(1) Can only be used for actuation of end of row (side) mounted contacts.

勝特力材料 886-3-5753170
 勝特力电子(上海) 86-21-34970699
 勝特力电子(深圳) 86-755-83298787
[Http://www.100y.com.tw](http://www.100y.com.tw)

Control stations and enclosures

Control stations XAL

For Harmony® XB5 plastic Ø 22 control and signalling units

Stations for customer assembly: heads



ZB5 AD●●●



Heads for selector switches (1) (continued)

Shape of head	Type of operator	Number and type of positions	Reference	Weight kg
	Standard handle, red	2 - stay put	ZB5 AD204	0.017
		2 - spring return from right to left	ZB5 AD404	0.020
		3 - stay put	ZB5 AD304	0.017
		3 - spring return to centre	ZB5 AD504	0.017
		3 - spring return from left to centre	ZB5 AD704	0.017
		3 - spring return from right to centre	ZB5 AD804	0.017
	Standard handle, yellow	2 - stay put	ZB5 AD205	0.017
		2 - spring return from right to left	ZB5 AD405	0.020
		3 - stay put	ZB5 AD305	0.017
		3 - spring return to centre	ZB5 AD505	0.017
		3 - spring return from left to centre	ZB5 AD705	0.017
		3 - spring return from right to centre	ZB5 AD805	0.017
	Standard handle, blue	2 - stay put	ZB5 AD206	0.017
		2 - spring return from right to left	ZB5 AD406	0.020
		3 - stay put	ZB5 AD306	0.017
		3 - spring return to centre	ZB5 AD506	0.017
		3 - spring return from left to centre	ZB5 AD706	0.017
		3 - spring return from right to centre	ZB5 AD806	0.017
	Long handle, black	2 - stay put	ZB5 AJ2	0.017
		2 - spring return from right to left	ZB5 AJ4	0.020
		3 - stay put	ZB5 AJ3	0.017
		3 - spring return to centre	ZB5 AJ5	0.017
		3 - spring return from left to centre	ZB5 AJ7	0.017
		3 - spring return from right to centre	ZB5 AJ8	0.017

(1) Can only be used for actuation of end of row (side) mounted contacts.

























Control stations and enclosures

Control stations XAL

For Harmony® XB5 plastic Ø 22 control and signalling units

Stations for customer assembly: heads

Heads for selector switches (1) (continued)

Shape of head	Type of operator	Number and type of positions (2)	Reference	Weight kg
 106221 ZB5 AD39	 Knurled knob, black	2 - stay put	 ZB5 AD29	0.020
		2 - spring return from right to left	 ZB5 AD49	0.024
		3 - stay put	 ZB5 AD39	0.020
		3 - spring return to centre	 ZB5 AD59	0.020
		3 - spring return from left to centre	 ZB5 AD79	0.020
		3 - spring return from right to centre	 ZB5 AD89	0.020
 106224 ZB5 AG2  106223 ZB5 AG3	 Key switch with key n° 455 (4)	2 - stay put	 ZB5 AG2 (3)	0.057
			 ZB5 AG02 (3)	0.057
			 ZB5 AG4 (3)	0.057
		2 - spring return from right to left	 ZB5 AG6 (3)	0.061
		3 - stay put	 ZB5 AG0 (3)	0.057
			 ZB5 AG3 (3)	0.057
			 ZB5 AG5 (3)	0.057
			 ZB5 AG9 (3)	0.057
			 ZB5 AG09 (3)	0.057
		3 - spring return from left to centre	 ZB5 AG1 (3)	0.057
		3 - spring return to centre	 ZB5 AG7 (3)	0.057
		3 - spring return from right to centre	 ZB5 AG8 (3)	0.057
			 ZB5 AG08 (3)	0.057

(1) Can only be used for actuation of end of row (side) mounted contacts.

(2) The symbol "R" indicates key withdrawal position(s).

(3) Other key numbers:

- key n° 421E: add suffix 12 to the reference,
- key n° 458A: add suffix 10 to the reference,
- key n° 520E: add suffix 14 to the reference,
- key n° 3131A: add suffix 20 to the reference.

Example:

For a key switch head with key n° 421E, 2-position stay put with key withdrawal from the left-hand position, the reference becomes: **ZB5 AG212**.

(4) For specific keys with other numbers, please consult your customer care centre.

Control stations and enclosures

Control stations XAL

For Harmony® XB5 plastic Ø 22 control and signalling units

Stations for customer assembly: heads



Heads for selector switches (1) (continued)

Shape of head	Type of operator	Number and type of positions (2)	Reference	Weight kg
	Key switch with key n° 8D1	2 - stay put	ZB5 AG2D	0.057
			ZB5 AG02D	0.057
			ZB5 AG4D	0.057
		2 - spring return from right to left	ZB5 AG6D	0.061
		3 - stay put	ZB5 AG0D	0.057
			ZB5 AG3D	0.057
			ZB5 AG5D	0.057
			ZB5 AG9D	0.057
			ZB5 AG09D	0.057
			ZB5 AG03D	0.057
		3 - spring return from left to centre	ZB5 AG04D	0.057
			ZB5 AG06D	0.057
			ZB5 AG1D	0.057
		3 - spring return from right to centre	ZB5 AG07D	0.057
			ZB5 AG8D	0.057
ZB5 AG08D	0.057			
3 - spring return to centre	ZB5 AG05D	0.057		
	ZB5 AG7D	0.057		

勝特力材料 886-3-5753170
 勝特力电子(上海) 86-21-34970699
 勝特力电子(深圳) 86-755-83298787
[Http://www.100y.com.tw](http://www.100y.com.tw)



Heads for toggle switches

Shape of head	Description	Lever	Type of position	Reference	Weight kg
	2-position	Black	Stay put	ZB5 AD28	0.023
			Spring return	ZB5 AD48	0.023
		White	Stay put	ZB5 AD2801	0.023
		Red	Stay put	ZB5 AD2804	0.023
		Blue	Stay put	ZB5 AD2806	0.023

(1) Can only be used for actuation of end of row (side) mounted contacts.

(2) The symbol "D" indicates key withdrawal position(s).









Control stations and enclosures

Control stations XAL











For Harmony® XB5 plastic Ø 22 control and signalling units

Stations for customer assembly: heads

Heads for pilot lights

Shape of head	For use with body comprising light source type	Colour of lens	Reference	Weight kg
With plain lens				
 ZB5 AV053	With integral LED 	White	ZB5 AV013	0.017
		Green	ZB5 AV033	0.017
		Red	ZB5 AV043	0.017
		Yellow	ZB5 AV053	0.017
		Blue	ZB5 AV063	0.017
 ZB5 AW313	With integral LED 	White	ZB5 CV013	0.020
		Green	ZB5 CV033	0.020
		Red	ZB5 CV043	0.020
		Yellow	ZB5 CV053	0.020
		Blue	ZB5 CV063	0.020
		5 colours (1)	ZB5 CV003	0.028
With plain lens, for insertion of legend (2)				
 ZB5 AW363	With integral LED 	White	ZB5 AV013E	0.017
		Green	ZB5 AV033E	0.017
		Red	ZB5 AV043E	0.017
		Yellow	ZB5 AV053E	0.017
		Blue	ZB5 AV063E	0.017
With grooved lens (3)				
 ZB5 AW143	With integral LED 	White	ZB5 AV013S	0.017
		Green	ZB5 AV033S	0.017
		Red	ZB5 AV043S	0.017
		Yellow	ZB5 AV053S	0.017
		Blue	ZB5 AV063S	0.017

Heads for spring return illuminated pushbuttons

Shape of head	Type of push	Colour	Reference	Weight kg
Only for use with bodies comprising a light source with integral LED				
 ZB5 CW313	Flush, plain lens 	White	ZB5 AW313	0.017
		Green	ZB5 AW333	0.017
		Red	ZB5 AW343	0.017
		Yellow	ZB5 AW353	0.017
		Blue	ZB5 AW363	0.017
 ZB5 AW113	Flush, grooved lens (3) 	White	ZB5 AW313S	0.016
		Green	ZB5 AW333S	0.016
		Red	ZB5 AW343S	0.016
		Yellow	ZB5 AW353S	0.016
		Blue	ZB5 AW363S	0.016
 ZB5 AA18	Flush for insertion of legend (1) 	White	ZB5 AA18	0.018
		Green	ZB5 AA38	0.018
		Red	ZB5 AA48	0.018
		Yellow	ZB5 AA58	0.018
		Blue	ZB5 AA68	0.018
 ZB5 AW133	Projecting 	White	ZB5 AW113	0.018
		Green	ZB5 AW133	0.018
		Red	ZB5 AW143	0.018
		Yellow	ZB5 AW153	0.018
		Blue	ZB5 AW163	0.018
 ZB5 CW333	Flush for insertion of legend (1) 	White	ZB5 CW313	0.023
		Green	ZB5 CW333	0.023
		Red	ZB5 CW343	0.023
		Yellow	ZB5 CW353	0.023
		Blue	ZB5 CW363	0.023

(1) Head supplied with 5 different coloured lenses (white, green, red, yellow, blue) for insertion of legend. For legend ordering information: see page 36032-EN/21.

(2) For legend ordering information: see page 36032-EN/21.

(3) For use in bright ambient light conditions (outdoors in sunlight, for example).

Other versions

Heads for flush pushbuttons with illuminated ring.
Please consult your customer care centre.



Control stations and enclosures

Control stations XAL

For Harmony® XB5 plastic Ø 22 control and signalling units

Stations for customer assembly: heads

Heads for illuminated selector switches with standard handle

Shape of head	Number and type of positions	Colour of handle	Reference	Weight kg
Only for use with bodies comprising a light source with integral LED				
 ZB5 AK1263	 2 - stay put	White	ZB5 AK1213	0.021
		Green	ZB5 AK1233	0.021
		Red	ZB5 AK1243	0.021
		Yellow	ZB5 AK1253	0.021
		Blue	ZB5 AK1263	0.021
 ZB5 AK1463	2 - spring return from right to left	White	ZB5 AK1413	0.021
		Green	ZB5 AK1433	0.021
		Red	ZB5 AK1443	0.021
		Yellow	ZB5 AK1453	0.021
		Blue	ZB5 AK1463	0.021
	3 - stay put	White	ZB5 AK1313	0.021
		Green	ZB5 AK1333	0.021
		Red	ZB5 AK1343	0.021
		Yellow	ZB5 AK1353	0.021
		Blue	ZB5 AK1363	0.021
	3 - spring return to centre	White	ZB5 AK1513	0.021
		Green	ZB5 AK1533	0.021
		Red	ZB5 AK1543	0.021
		Yellow	ZB5 AK1553	0.021
		Blue	ZB5 AK1563	0.021
	3 - spring return from right to centre	White	ZB5 AK1813	0.021
		Green	ZB5 AK1833	0.021
		Red	ZB5 AK1843	0.021
		Yellow	ZB5 AK1853	0.021
		Blue	ZB5 AK1863	0.021
	3 - spring return from left to centre	White	ZB5 AK1713	0.021
		Green	ZB5 AK1733	0.021
		Red	ZB5 AK1743	0.021
		Yellow	ZB5 AK1753	0.021
		Blue	ZB5 AK1763	0.021

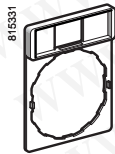
Heads for Ø 40 illuminated, latching, mushroom head pushbuttons (1)

Shape of head	Type of push	Colour of push	Reference	Weight kg
Only for use with bodies comprising a light source with integral LED				
 ZB5 AW743	 Turn to release	White	ZB5 AW713	0.022
		Green	ZB5 AW733	0.022
		Red	ZB5 AW743	0.022
		Yellow	ZB5 AW753	0.022
		Blue	ZB5 AW763	0.022

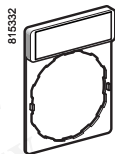
(1) Use electrical blocks type ZBE 10●, specifically designed for "mounting beneath heads", see page 36032-EN/7.

Control stations XAL

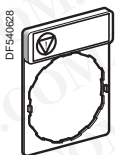
For Harmony® XB5 plastic Ø 22 control and signalling units
Stations for customer assembly: accessories



ZBZ 32



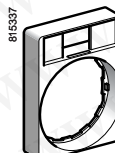
ZBY 101



ZBY 4140



ZBY 2107



ZBZ 34



ZBY H101

Standard (30 x 40 mm) legend holders for 8 x 27 mm legends (1)

Description	Legend		Sold in lots of	Unit reference	Weight kg		
	Colour	Marking					
Without legend	–	–	10	ZBZ 32	0.001		
With blank legend (for engraving)	Black or red background	–	10	ZBY 2101	0.002		
	White or yellow background	–	10	ZBY 4101	0.002		
With 8 x 27 mm legend (with international marking)	Black or red background	O (black background)	1	ZBY 2146	0.002		
		O (red background)	1	ZBY 2931	0.002		
		I	1	ZBY 2147	0.002		
		II	1	ZBY 2148	0.002		
		O-I	1	ZBY 2178	0.002		
		I-II	1	ZBY 2179	0.002		
		I-O-II	1	ZBY 2186	0.002		
		AUTO	1	ZBY 2115	0.002		
		STOP	1	ZBY 2304	0.002		
		Yellow background	⊕	1	ZBY 4140 (2) ⊕	0.002	
		With 8 x 27 mm legend (with French language marking)	Black or red background (3)	ARRET (red background)	1	ZBY 2104	0.002
				ARRET (black background)	1	ZBY 0104	0.002
				ARRET GENERAL	1	ZBY 2129	0.002
				ARRET REARMEMENT	1	ZBY 2133	0.002
				ARRET MARCHÉ	1	ZBY 2166	0.002
ARRIERE	1			ZBY 2106	0.002		
AUTO CYCLE-CYCLE	1			ZBY 2198	0.002		
AUTO CYCLE-MAIN	1			ZBY 2199	0.002		
AUTO-MAIN	1			ZBY 2164	0.002		
AUTO-O-MAIN	1			ZBY 2185	0.002		
AVANT	1			ZBY 2105	0.002		
AVANT-O-ARRIERE	1			ZBY 2184	0.002		
C-P-C NORMAL	1			ZBY 2165	0.002		
CYCLE-MAIN	1			ZBY 2197	0.002		
DECLENCHEMENT	1			ZBY 2132	0.002		
DEFAUT (black background)	1			ZBY 2134	0.002		
DEFAUT (red background)	1			ZBY 2135	0.002		
DEPART CYCLE	1			ZBY 2195	0.002		
DESCENTE	1			ZBY 2108	0.002		
DROITE	1			ZBY 2109	0.002		
ENCLENCHEMENT	1			ZBY 2131	0.002		
EN SERVICE	1			ZBY 2111	0.002		
FERMETURE	1			ZBY 2114	0.002		
GAUCHE	1			ZBY 2110	0.002		
HORS SERVICE	1			ZBY 2112	0.002		
HORS-EN	1			ZBY 2167	0.002		
LENT	1			ZBY 2127	0.002		
MAIN	1	ZBY 2116	0.002				
MARCHÉ	1	ZBY 2103	0.002				
MONTEE	1	ZBY 2107	0.002				
OUVERTURE	1	ZBY 2113	0.002				
PHASE / PHASE	1	ZBY 2196	0.002				
REARMEMENT (red bckgrnd.)	1	ZBY 2123	0.002				
REARMEMENT (black bckgrnd.)	1	ZBY 0123	0.002				
SOUS TENSION	1	ZBY 2126	0.002				
VITE	1	ZBY 2128	0.002				
Red background	ARRET D'URGENCE	1	ZBY 2130 (2)	0.002			

30 x 40 mm legend holders (flush mounting with bezel) for 8 x 27 mm legends

Description	For use with	Colour	Sold in lots of	Unit reference	Weight kg
Without legend	Circular heads	–	10	ZBZ 34	0.003
	Square heads	–	10	ZBC Z34	0.002
With blank legend	Circular heads	Black or red background	10	ZBY 2H101	0.004
		White or yellow background	10	ZBY 4H101	0.004
	Square heads	Black or red background	10	ZBC Y2H101	0.002
		White or yellow background	10	ZBC Y4H101	0.002

(1) Legends: see pages 36032-EN/19 to 36032-EN/23.

(2) For complying with ISO 13850:2006 standard, paragraph 4.4.6., Emergency Stop function logo ⊕ has been added.

(3) "Start" functions: white characters on black background. "Stop" functions: white characters on red background (unless otherwise stated above).

New

General:
page 36030-EN/2

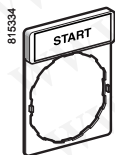
Characteristics:
page 36031-EN/2

Dimensions:
page 36033-EN/2

Control stations XAL

For Harmony® XB5 plastic Ø 22 control and signalling units


Stations for customer assembly: accessories



ZBY 2303

Standard (30 x 40 mm) legend holders with 8 x 27 mm legend (continued)

Description	Legend Colour	Marking	Reference	Weight kg		
With 8 x 27 mm legend (with English marking)	Black or red background (1)	AUTO-HAND	ZBY 2364	0.002		
		AUTO-O-HAND	ZBY 2385	0.002		
		CLOSE	ZBY 2314	0.002		
		DOWN	ZBY 2308	0.002		
		FAST	ZBY 2328	0.002		
		FORWARD	ZBY 2305	0.002		
		HAND	ZBY 2316	0.002		
		HAND-OFF-AUTO	ZBY 2387	0.002		
		INCH	ZBY 2321	0.002		
		LEFT	ZBY 2310	0.002		
		OFF	ZBY 2312	0.002		
		OFF-ON	ZBY 2367	0.002		
		ON	ZBY 2311	0.002		
		OPEN	ZBY 2313	0.002		
		POWER ON	ZBY 2326	0.002		
		RESET (red background)	ZBY 2323	0.002		
		RESET (black background)	ZBY 2322	0.002		
		REVERSE	ZBY 2306	0.002		
		RIGHT	ZBY 2309	0.002		
		RUN	ZBY 2334	0.002		
		SLOW	ZBY 2327	0.002		
		START	ZBY 2303	0.002		
		STOP-START	ZBY 2366	0.002		
		UP	ZBY 2307	0.002		
			Red background	EMERGENCY STOP	ZBY 2330 (2)	0.002
		With 8 x 27 mm legend (with German marking)	Black or red background (1)	AB	ZBY 2208	0.002
				AUF	ZBY 2207	0.002
AUS	ZBY 2204			0.002		
AUS-EIN	ZBY 2266			0.002		
AUS-IN BETRIEB	ZBY 2267			0.002		
AUS-RUCKSTELLUNG	ZBY 2233			0.002		
AUSSCHALTEN	ZBY 2232			0.002		
AUTO-HAND	ZBY 2364			0.002		
AUTO-O-HAND	ZBY 2385			0.002		
AUTOZYKL-HAND	ZBY 2299			0.002		
AUTOZYKL-1 ZYKL	ZBY 2298			0.002		
C-P-C-NORMAL	ZBY 2265			0.002		
EIN	ZBY 2203			0.002		
EINSCHALTEN	ZBY 2231			0.002		
HAND	ZBY 2316			0.002		
LANGSAM	ZBY 2227			0.002		
LINKS	ZBY 2210			0.002		
NOT-AUS (red background)	ZBY 2230			0.002		
ÖFFNEN	ZBY 2213			0.002		
RECHTS	ZBY 2209			0.002		
RUCKSTELLUNG	ZBY 2223			0.002		
SCHLIESSEN	ZBY 2214			0.002		
SCHNELL	ZBY 2228			0.002		
SPANNUNG EIN	ZBY 2226			0.002		
STEUERUNG AUS	ZBY 2212			0.002		
STEUERUNG EIN	ZBY 2211			0.002		
STORUNG (black background)	ZBY 2234			0.002		
STORUNG (red background)	ZBY 2235			0.002		
VOR	ZBY 2205			0.002		
VOR-O-ZURUCK	ZBY 2284			0.002		
ZURUCK	ZBY 2206			0.002		
ZYKLUS-HAND	ZBY 2297			0.002		
ZYKLUS-START	ZBY 2295			0.002		
	Red background	NOT-HALT	ZBY 2229 (2)	0.002		
	Yellow background	NOT-HALT	ZBY 22420001 (2)	0.002		



ZBY 2228

勝特力材料 886-3-5753170
 勝特力电子(上海) 86-21-34970699
 勝特力电子(深圳) 86-755-83298787
 Http://www.100y.com.tw

(1) "Start" functions: white characters on black background. "Stop" functions: white characters on red background (unless otherwise stated above).

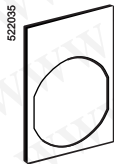
(2) For complying with ISO 13850:2006 standard, paragraph 4.4.6., Emergency Stop function logo  has been added.

Control stations and enclosures

Control stations XAL

For Harmony® XB5 plastic Ø 22 control and signalling units

Stations for customer assembly: accessories



ZAL Y4

Legends (30 x 42 mm) for engraving

Description	Colour of background	Sold in lots of	Unit reference	Weight kg
Legends for engraving 2 lines of text	Black or red	10	ZAL Y2	0.001
	White or yellow	10	ZAL Y4	0.001

Legends (8 x 27 mm) for engraving

For use with	Colour of background	Sold in lots of	Unit reference	Weight kg
30 x 40 mm legend holder	Black or red	10	ZBY 0101	0.001
	White or yellow	10	ZBY 0102	0.001
	Yellow	10	ZBY 0140 (1)	0.001

Sheets of 76 (8 x 27 mm) peel-off legends

For use with	Supplied with	Sold in lots of	Unit reference	Weight kg
30 x 40 mm legend holders ZBZ 32 and ZBZ 34	Backing board and protective transparent cover	10	ZBY 4100	0.043

8 x 27 mm marked legends (for 30 x 40 mm legend holders ZBZ 32 and ZBZ 34)

Language	Colour of background	Marking	Reference	Weight kg		
International	Black or red (2)	O (black background)	ZBY 02146	0.001		
		O (red background)	ZBY 02931	0.001		
		I	ZBY 02147	0.001		
		II	ZBY 02148	0.001		
		O-I	ZBY 02178	0.001		
		I-II	ZBY 02179	0.001		
		I-O-II	ZBY 02186	0.001		
		AUTO	ZBY 02115	0.001		
		STOP	ZBY 02304	0.001		
		French	Black or red (2)	ARRET (red background)	ZBY 02104	0.001
				ARRET (black background)	ZBY 00104	0.001
ARRET GENERAL	ZBY 02129			0.001		
ARRET REARMEMENT	ZBY 02133			0.001		
ARRET-MARCHE	ZBY 02166			0.001		
ARRIERE	ZBY 02106			0.001		
AUTO CYCLE-CYCLE	ZBY 02198			0.001		
AUTO CYCLE-MAIN	ZBY 02199			0.001		
AUTO-MAIN	ZBY 02164			0.001		
AUTO-O-MAIN	ZBY 02185			0.001		
AVANT	ZBY 02105			0.001		
AVANT-O-ARRIERE	ZBY 02184			0.001		
C-P-C-NORMAL	ZBY 02165			0.001		
CYCLE-MAIN	ZBY 02197			0.001		
DECLENCHEMENT	ZBY 02132			0.001		
DEFAULT (black background)	ZBY 02134			0.001		
DEFAULT (red background)	ZBY 02135			0.001		
DEPART CYCLE	ZBY 02195			0.001		
DESCENTE	ZBY 02108			0.001		
DROITE	ZBY 02109			0.001		
ENCLENCHEMENT	ZBY 02131			0.001		
EN SERVICE	ZBY 02111			0.001		
FERMETURE	ZBY 02114			0.001		
GAUCHE	ZBY 02110			0.001		
HORS SERVICE	ZBY 02112			0.001		
HORS-EN	ZBY 02167			0.001		
LENT	ZBY 02127			0.001		
MAIN	ZBY 02116			0.001		
MARCHE	ZBY 02103			0.001		
MONTEE	ZBY 02107			0.001		
OUVERTURE	ZBY 02113			0.001		
PHASE / PHASE	ZBY 02196			0.001		
REARMEMENT (red background)	ZBY 02123			0.001		
REARMEMENT (black background)	ZBY 00123			0.001		
SOUS TENSION	ZBY 02126			0.001		
VITE	ZBY 02128			0.001		
Red	ARRET D'URGENCE			ZBY 02130 (1)	0.001	

(1) For complying with ISO 13850:2006 standard, paragraph 4.4.6., Emergency Stop function logo has been added.

(2) "Start" functions: white characters on black background. "Stop" functions: white characters on red background (unless otherwise stated above).

New

General:
page 36030-EN/2Characteristics:
page 36031-EN/2Dimensions:
page 36033-EN/2

Control stations and enclosures

Control stations XAL

For Harmony® XB5 plastic Ø 22 control and signalling units

Stations for customer assembly: accessories

8 x 27 mm marked legends (for 30 x 40 mm legend holders ZBZ 32 and ZBZ 34) (continued)

Language	Colour of background	Marking	Reference	Weight kg		
English	Black or red (1)	AUTO-HAND	ZBY 02364	0.001		
		AUTO-O-HAND	ZBY 02385	0.001		
		CLOSE	ZBY 02314	0.001		
		DOWN	ZBY 02308	0.001		
		FAST	ZBY 02328	0.001		
		FORWARD	ZBY 02305	0.001		
		HAND	ZBY 02316	0.001		
		HAND-OFF-AUTO	ZBY 02387	0.001		
		INCH	ZBY 02321	0.001		
		LEFT	ZBY 02310	0.001		
		OFF	ZBY 02312	0.001		
		OFF-ON	ZBY 02367	0.001		
		ON	ZBY 02311	0.001		
		OPEN	ZBY 02313	0.001		
		POWER ON	ZBY 02326	0.001		
		RESET (red background)	ZBY 02323	0.001		
		RESET (black background)	ZBY 02322	0.001		
		REVERSE	ZBY 02306	0.001		
		RIGHT	ZBY 02309	0.001		
		RUN	ZBY 02334	0.001		
		SLOW	ZBY 02327	0.001		
		START	ZBY 02303	0.001		
		STOP-START	ZBY 02366	0.001		
UP	ZBY 02307	0.001				
	Red	EMERGENCY STOP	ZBY 02330 (2)	0.001		
German	Black or red (1)	AB	ZBY 02208	0.001		
		AUF	ZBY 02207	0.001		
		AUS	ZBY 02204	0.001		
		AUS-EIN	ZBY 02266	0.001		
		AUS-IN BETRIEB	ZBY 02267	0.001		
		AUS-RUCKSTELLUNG	ZBY 02233	0.001		
		AUSSCHALLEN	ZBY 02232	0.001		
		AUTO-HAND	ZBY 02364	0.001		
		AUTO-O-HAND	ZBY 02385	0.001		
		AUTOZYKL-HAND	ZBY 02299	0.001		
		AUTOZYKL- 1 ZYKL	ZBY 02298	0.001		
		C-P-C-NORMAL	ZBY 02265	0.001		
		EIN	ZBY 02203	0.001		
		EINSCHALTEN	ZBY 02231	0.001		
		HAND	ZBY 02316	0.001		
		LANGSAM	ZBY 02227	0.001		
		LINKS	ZBY 02210	0.001		
		NOT-AUS (red background)	ZBY 02230	0.001		
		ÖFFNEN	ZBY 02213	0.001		
		RECHTS	ZBY 02209	0.001		
		RUCKSTELLUNG	ZBY 02223	0.001		
		SCHLIESSEN	ZBY 02214	0.001		
		SCHNELL	ZBY 02228	0.001		
		SPANNUNG EIN	ZBY 02226	0.001		
		STEUERUNG AUS	ZBY 02212	0.001		
		STEUERUNG EIN	ZBY 02211	0.001		
		STORUNG (black background)	ZBY 02234	0.001		
		STORUNG (red background)	ZBY 02235	0.001		
		VOR	ZBY 02205	0.001		
		VOR-O-ZURUCK	ZBY 02284	0.001		
		ZURUCK	ZBY 02206	0.001		
		ZYKLUS-HAND	ZBY 02297	0.001		
		ZYKLUS-START	ZBY 02295	0.001		
			Red	NOT-HALT	ZBY 02229 (2)	0.001
			Yellow	NOT-HALT	ZBY 022420001 (2)	0.001

(1) "Start" functions: white characters on black background. "Stop" functions: white characters on red background (unless otherwise stated above).

(2) For complying with ISO 13850:2006 standard, paragraph 4.4.6., Emergency Stop function logo  has been added.

Control stations XAL

For Harmony® XB5 plastic Ø 22 control and signalling units

Stations for customer assembly: accessories

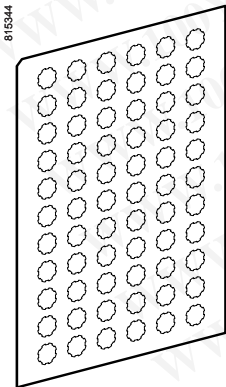
Legends for pushbuttons, switches and pilot lights XB5 A

Description	Marking	Sold in lots of	Unit reference	Weight kg	
Sheets of 66 circular peel-off transparent self-adhesive legends	Without	10	ZBY 1101	0.017	
	International	O	10	ZBY 1146	0.017
		I	10	ZBY 1147	0.017
		II	10	ZBY 1148	0.017
		III	10	ZBY 1149	0.017
		AUTO	10	ZBY 1115	0.017
		STOP	10	ZBY 1304	0.017
		↑	10	ZBY 1912	0.017
		French	ARRET	10	ZBY 1104
	ARRIERE		10	ZBY 1106	0.017
	AVANT		10	ZBY 1105	0.017
	AUTO		10	ZBY 1115	0.017
	DESCENTE		10	ZBY 1108	0.017
	MAIN		10	ZBY 1116	0.017
	MARCHE		10	ZBY 1103	0.017
	English	HAND	10	ZBY 1316	0.017
		OFF	10	ZBY 1312	0.017
ON		10	ZBY 1311	0.017	
START		10	ZBY 1303	0.017	
German	AB	10	ZBY 1208	0.017	
	AUF	10	ZBY 1207	0.017	
	AUS	10	ZBY 1204	0.017	
	EIN	10	ZBY 1203	0.017	
	ZU	10	ZBY 1214	0.017	

Strip of 66 square peel-off transparent self-adhesive legends	Without	10	ZBC Y1101	0.017
---	---------	----	-----------	-------

"SIS Label" labelling software (for legend sheets ZBY 1101, ZBY 4100 and ZBC Y1101)

Application	Reference	Weight kg
Legend design for English, French, German, Italian and Spanish	XBY 2U	0.100



ZBY 1●●●



XBY2U

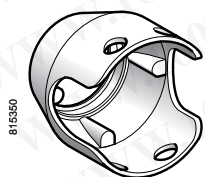
勝特力材料 886-3-5753170
 勝特力电子(上海) 86-21-34970699
 勝特力电子(深圳) 86-755-83298787
 Http://www.100y.com.tw

Control stations and enclosures

Control stations XAL

For Harmony® XB5 plastic Ø 22 control and signalling units

Stations for customer assembly: accessories



815350

ZBZ 160

Metal guards (3)

Description	For use with	Colour	Reference	Weight kg
Padlockable	Only for use with Ø 40 mushroom head trigger action Emergency stop pushbuttons: XB5 AT8, XB5 AS8 XB5 AS9, ZB5 AT8 ZB5 AS8, ZB5 AS9	Chromium plated	ZBZ 1600	0.046
		Black	ZBZ 1602	0.046
		Red	ZBZ 1604	0.046
		Yellow	ZBZ 1605	0.046
		Blue	ZBZ 1606	0.046

Pushbutton caps - unmarked

For use with	Cap Type	Colour	Sold in lots of	Unit reference	Weight kg
Circular pushbutton heads ZB5 AA supplied without cap	Flush	White	10	ZBA 1	0.001
		Black	10	ZBA 2	0.001
		Green	10	ZBA 3	0.001
		Red	10	ZBA 4	0.001
		Yellow	10	ZBA 5	0.001
		Blue	10	ZBA 6	0.001
	6 colours (1)	1	ZBA 9	0.006	
	Projecting	White	10	ZBL 1	0.001
		Black	10	ZBL 2	0.001
		Green	10	ZBL 3	0.001
		Red	10	ZBL 4	0.001
		Yellow	10	ZBL 5	0.001
		Blue	10	ZBL 6	0.001
6 colours (1)		1	ZBL 9	0.006	



815347

ZBA



815348

ZBL

Pushbutton caps - marked (2) (sold in lots of 10)

For use with	Type of push	Marking		Colour of cap	Unit reference	Weight kg
		Text	Colour			
Circular pushbutton heads ZB5 AA supplied without cap	Flush	I	White	Green	ZBA 331	0.001
			Black	White	ZBA 131	0.001
		II	White	Green	ZBA 336	0.001
			Black	White	ZBA 136	0.001
		III	White	Green	ZBA 337	0.001
			Black	White	ZBA 137	0.001
		IV	White	Green	ZBA 338	0.001
			Black	White	ZBA 138	0.001
		START	White	Green	ZBA 333	0.001
			Black	White	ZBA 133	0.001
		ON	White	Green	ZBA 341	0.001
			Black	White	ZBA 141	0.001
		MARCHE	White	Green	ZBA 342	0.001
			Black	White	ZBA 142	0.001
		⊕	White	Black	ZBA 245	0.001
			Black	White	ZBA 145	0.001
		UP	Black	White	ZBA 343	0.001
			White	Black	ZBA 344	0.001
		DOWN	White	Black	ZBA 344	0.001
			↑	White	Black	ZBA 335
			Black	White	ZBA 334	0.001
			O	White	Red	ZBA 432
				Black	Black	ZBA 232
			ARRET	White	Red	ZBA 433
				Black	Black	ZBA 233
		STOP	White	Red	ZBA 434	0.001
				Black	ZBA 234	0.001
		OFF	White	Red	ZBA 435	0.001
				Black	ZBA 235	0.001
		⚠	White	Green	ZBA 346	0.001
				R	White	Blue
		+	White	Black	ZBA 2934	0.001
				-	White	Black



815349

ZBA 33

(1) Set of 6 different coloured caps: white, black, green, red, yellow, blue.

(2) Can be clipped-in at 90° steps through 360°.

(3) These guards can be used in conjunction with a legend holder, but only those for mounting directly beneath the head. See page 36032-EN/7.

Control stations XAL

For Harmony® XB5 plastic Ø 22 control and signalling units

Stations for customer assembly: accessories



ZB2 BP01●



ZBV 01●3

Coloured boots

For use with	Colour	Sold in lots of	Unit reference	Weight kg
Coloured boots (can be replaced without dismantling the head)	Black	10	ZB2 BP012	0.003
	Green	10	ZB2 BP013	0.003
	Red	10	ZB2 BP014	0.003
	Yellow	10	ZB2 BP015	0.003
	Blue	10	ZB2 BP016	0.003

Lens caps

Circular lens caps for light sources with integral LED

Pilot lights	White	10	ZBV 0113	0.002
	Green	10	ZBV 0133	0.002
	Red	10	ZBV 0143	0.002
	Yellow	10	ZBV 0153	0.002
	Blue	10	ZBV 0163	0.002
	5 different coloured grooved lenses (1)	1	ZBV 0103S	0.010
Illuminated pushbuttons, with flush push	White	10	ZBW 9113	0.002
	Green	10	ZBW 9133	0.002
	Red	10	ZBW 9143	0.002
	Yellow	10	ZBW 9153	0.002
	Blue	10	ZBW 9163	0.002
Illuminated pushbuttons, with projecting push	White	10	ZBW 9313	0.002
	Green	10	ZBW 9333	0.002
	Red	10	ZBW 9343	0.002
	Yellow	10	ZBW 9353	0.002
	Blue	10	ZBW 9363	0.002

Square lens caps for light sources with integral LED

Pilot lights	White	10	ZBC V0113	0.002
	Green	10	ZBC V0133	0.002
	Red	10	ZBC V0143	0.002
	Yellow	10	ZBC V0153	0.002
	Blue	10	ZBC V0163	0.002
Illuminated pushbuttons, with flush push	White	10	ZBC W9113	0.002
	Green	10	ZBC W9133	0.002
	Red	10	ZBC W9143	0.002
	Yellow	10	ZBC W9153	0.002
Illuminated pushbuttons, with projecting push	White	10	ZBC W9313	0.002
	Green	10	ZBC W9333	0.002
	Red	10	ZBC W9343	0.002
	Yellow	10	ZBC W9353	0.002
	Blue	10	ZBC W9363	0.002

Replacement keys for Emergency stop key release heads and key switches

Description	Key number	Reference	Weight kg
Set of 2 keys	455	ZBG 455	0.013
	421E	ZBG 421E	0.014
	458A	ZBG 458A	0.014
	520E	ZBG 520E	0.014
	3131A	ZBG 3131A	0.014
	4A185	ZBD A185	0.014
	LU1	ZBD LU1	0.014
	LU2	ZBD LU2	0.014
	LU3	ZBD LU3	0.014
	LU4	ZBD LU4	0.014
	LU5	ZBD LU5	0.014
	LU6	ZBD LU6	0.014
	LU7	ZBD LU7	0.014
	LU8	ZBD LU8	0.014
	LU9	ZBD LU9	0.014
	LU10	ZBD LU10	0.014
	LU11	ZBD LU11	0.014
	LU12	ZBD LU12	0.014
	LU13	ZBD LU13	0.014
LU14	ZBD LU14	0.014	
8D1	ZBD 8D1	0.014	

(1) Set of 5 different coloured lenses: white, green, red, yellow and blue.



ZBG 455

勝特力材料 886-3-5753170
 勝特力电子(上海) 86-21-34970699
 勝特力电子(深圳) 86-755-83298787
[Http://www.100y.com.tw](http://www.100y.com.tw)