

Reed Switch Direct Mounting Style D-A90(V)/D-A93(V)/D-A96(V)

CE For details about certified products conforming to international standards, visit us at www.smcworld.com.

**Grommet
Electrical entry: In-line**



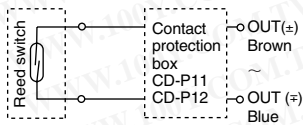
Caution

Precautions

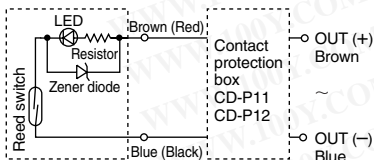
1. Fix the switch with appropriate screw installed on the switch body. If using other screws, switch may be damaged.

Auto Switch Internal Circuit
Colors of lead wire inside () are the ones before conformed to IEC standard.

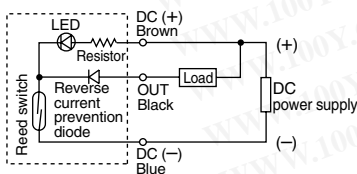
D-A90V



D-A93V



D-A96V



Note 1) Operating load is an induction load.

Note 2) Wiring to the load is 5 m or longer.

Note 3) Load voltage is 100 VAC.

Use the contact protection box in any of the above listed situations. The contact point life may decrease. (Refer to page 6-16-7 for contact protection box.)

勝特力材料 886-3-5753170
勝特力电子(上海) 86-21-34970699
勝特力电子(深圳) 86-755-83298787
[Http://www.100y.com.tw](http://www.100y.com.tw)

Auto Switch Specifications

PLC: Abbreviation of Programmable Logic Controller

D-A90, D-A90V (Without indicator light)			
Auto switch model	D-A90, D-A90V		
Applicable load	IC circuit, Relay, PLC		
Load voltage	24 V _{AC} or less	48 V _{AC} or less	100 V _{AC} or less
Maximum load current	50 mA	40 mA	20 mA
Contact protection circuit	None		
Internal resistance	1 Ω or less (Including lead wire length of 3 m)		
D-A93, D-A93V, D-A96, D-A96V (With indicator light)			
Auto switch model	D-A93, D-A93V		D-A96, D-A96V
Applicable load	Relay, PLC		IC circuit
Load voltage	24 VDC	100 VAC	4 to 8 VDC
Load current range and Maximum load current ⁽³⁾	5 to 40 mA	5 to 20 mA	20 mA
Contact protection circuit	None		
Internal voltage drop	D-A93 — 2.4 V or less (up to 20 mA)/3 V or less (up to 40 mA) D-A93V — 2.7 V or less		0.8 V or less
Indicator light	Red LED lights when ON.		

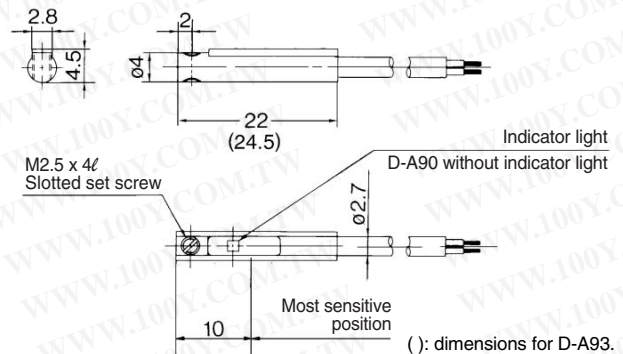
- Lead wire
D-A90(V)/D-A93(V)—Oil resistant vinyl heavy-duty cord, $\phi 2.7$, 0.18 mm² x 2 cores (Brown, Blue), 0.5 m
D-A96(V)—Oil resistant vinyl heavy-duty cord, $\phi 2.7$, 0.15 mm² x 3 cores (Brown, Black, Blue), 0.5 m
Note 1) Regarding the common specifications of the reed switches, refer to page 6-16-7.
Note 2) Regarding the lead wire length, refer to page 6-16-7.
Note 3) Under 5 mA, the strength of the indicator light is poor. In some cases, visibility of the indicator light will not be possible where the output signal is less than 2.5 mA. However, there is no problem in terms of contact output, when an output signal exceeds 1 mA or more.

Weight

Model	D-A90	D-A90V	D-A93	D-A93V	D-A96	D-A96V
Lead wire length: 0.5 m	6	6	6	6	8	8
Lead wire length: 3 m	30	30	30	30	41	41

Dimensions

D-A90, D-A93, D-A96



D-A90V, D-A93V, D-A96V

