

勝特力材料 886-3-5753170
 勝特力电子(上海) 86-21-34970699
 勝特力电子(深圳) 86-755-83298787
 Http://www.100y.com.tw

Commanding and Signaling Devices



9/2	Introduction	9/83	<u>Enclosures</u>
	3SB2 Pushbuttons and Indicator Lights, 16 mm	9/84	General data
9/4	General data	9/86	Enclosures with standard fittings
9/5	Complete units	9/87	Empty enclosures
9/7	Actuators and indicators	9/88	Customer-specific enclosures
9/9	Contact blocks and lampholders	9/90	Contact blocks and lampholders
	<u>Accessories and Spare Parts</u>	9/93	Inscription labels for enclosures
9/11	Insert labels and insert caps	9/94	Accessories for enclosures
9/15	Name plates	9/94	<u>AS-Interface Enclosures</u>
9/16	Mounting parts and components	9/95	General data
	3SB3 Pushbuttons and Indicator Lights, 22 mm	9/95	AS-Interface enclosures with standard fittings
9/18	General data	9/96	Components for AS-Interface enclosures
	<u>Actuators and Indicators, Plastic, Round, 22 mm</u>	IK PI ¹⁾	<u>AS-Interface Enclosures and Front Panel Modules</u>
9/20	Complete units		3SB3 Two-Hand Operation Consoles
9/27	Coordinate switches, complete	9/97	Plastic and metal enclosures
9/30	Actuators and indicators		3SE7, 3SF2 Cable-Operated Switches
	<u>Actuators and Indicators, Plastic, Square, 26 mm x 26 mm</u>	9/98	3SE7 metal enclosures
9/38	Complete units	9/101	3SF2 AS-Interface cable-operated switches
9/40	Actuators and indicators		3SE2, 3SE3 Foot Switches
	<u>Actuators and Indicators, Metal, Round, 22 mm</u>	9/102	Plastic and metal enclosures
9/44	Complete units		8WD4 Signaling Columns
9/49	Actuators and indicators	9/104	General data
	<u>Components for Actuators and Indicators</u>	9/106	8WD42 signaling columns, 50 mm diameter
9/59	Contact blocks and lampholders	9/108	8WD44 signaling columns, 70 mm diameter
9/63	AS-Interface F adapters for EMERGENCY-STOP devices		8WD5 Integrated Signal Lamps
9/64	Special locks	9/111	8WD53 integrated signal lamps, 70 mm diameter
	<u>Inscriptions</u>		
9/65	Laser inscriptions		
9/66	Inscriptions by laser printer		
9/67	Insert labels		
9/70	Name plates		
	<u>Accessories and Spare Parts</u>		
9/75	Buttons and lenses		
9/76	Lamps, acoustic signal transformers and keys		
9/78	Protective covers		
9/80	Miscellaneous accessories		
		1)	See Catalog IK PI "Industrial Communication".

Note:

For safety characteristics for commanding and signaling devices see "Appendix" --> "Standards and approvals" --> "Overview".

Commanding and Signaling Devices

Introduction

Overview



	3SB2	3SB30, 3SB32	3SB31, 3SB33	3SB35, 3SB36
Pushbuttons and indicator lights				
Designs				
Nominal diameter	16 mm	22 mm	26 mm × 26 mm	22 mm
Version	Plastic, round	Plastic, round	Plastic, square	Metal, round
Actuators				
Pushbuttons and switches	✓ ¹⁾	✓	✓	✓
Illuminated pushbuttons and switches	✓ ¹⁾	✓	✓	✓
Mushroom pushbuttons	--	✓	--	✓
Push-pull buttons	--	✓	--	✓
EMERGENCY-STOP mushroom pushbuttons	✓	✓	✓	✓
Selector switches	✓	✓	✓	✓
Key-operated switches	✓	✓	✓	✓
Special actuators				
Coordinate switches	--	✓	--	--
Twin pushbuttons	--	✓	--	--
Potentiometer drives	--	✓	--	--
Indicators				
Indicator lights	✓	✓	✓	✓
Acoustic signaling devices	--	✓	--	--
Contact blocks				
Single-pole	✓	✓	✓	✓
Two-pole	✓	✓	✓	✓
Lampholders				
Wedge base	✓	✓ (with solder connections)	✓ (with solder connections)	✓ (with solder connections)
BA 9s base	--	✓	✓	✓
With integrated LED	--	✓	✓	✓
Connections				
Plug-in connection	✓	--	--	--
Screw terminals	--	✓	✓	✓
Spring-type terminals	--	✓	✓	✓
Solder pins	✓	✓	✓	✓
AS-Interface	--	✓	✓	✓

AS-Interface solutions

Commanding and signaling devices of the SIRIUS 3SB3 series can be connected to the AS-Interface communication system quickly and easily with the help of various solutions.

For AS-Interface solutions, see Catalog IK PI "Industrial Communication".

AS-Interface EMERGENCY-STOP according to ISO 13850

Using a special F adapter, EMERGENCY-STOP devices according to ISO 13850 (former EN 418) can be directly connected through the standard AS-Interface with safety-oriented communication (see page 9/63).

AS-Interface enclosures

Enclosures with standard fittings are listed in this catalog. For customized enclosures, use the 3SB configurator to select the elements for equipping (see page 9/94).

✓ Standard

-- Not available

□ Optional

¹⁾ Only pushbuttons, no pushbutton switches.

AS-Interface front panel modules

The front panel module has one 4I/4O slave for connection of four 3SB3 commanding or signaling devices (see Catalog IK PI).

Note:

For safety characteristics for motor starters, see "Appendix" --> "Standards and approvals" --> "Overview".



	3SB38	3SB38 6	3SE7, 3SF2	3SE29
	Enclosures	Two-hand oper. consoles	Cable-operated switches	Foot switches
Enclosures				
Plastic	✓	✓	--	✓
Metal	✓	✓	✓	✓
Actuators				
Pushbuttons and switches	✓	✓	--	✓
Illuminated pushb. and switches	✓	✓	--	--
Mushroom pushbuttons	✓	✓	--	--
Push-pull buttons	✓	--	--	--
EMERG.-STOP mushroom pushb.	✓	✓	✓	--
Selector switches	✓	--	--	--
Key-operated switches	✓	--	--	--
Bowden wires	--	--	✓	--
Indicators				
Indicator lights	✓	--	✓	--
Acoustic signaling devices	✓	--	--	--
Contact blocks				
Single-pole	✓	✓	--	--
Two-pole	--	✓	✓	✓
Three-pole	--	--	✓	✓
Four-pole	--	--	✓	✓
Connections				
Screw terminals	✓	✓	✓	✓
Spring-type terminals	✓	□	--	--
Molded cables	--	□	--	□
Plug-in connection	--	□	□	□
AS-Interface	✓	□	--	--



	8WD42, 8WD44	8WD53
	Signaling columns	Integrated signal lamps
Enclosures		
Plastic	✓	✓
Metal	--	--
Lighting		
Incandescent lamps	✓	✓
LEDs	✓	✓
Flashlights	✓	✓
Connections		
Screw terminals	✓	✓
Spring-type terminals	✓	--
AS-Interface	✓	--

3SB2 Pushbuttons and Indicator Lights, 16 mm

General data

Overview

The 3SB2 pushbuttons and indicator lights are provided for front plate mounting and rear connection with flat connectors. For use on printed circuit boards, contact blocks and lampholders with solder pins are also available.

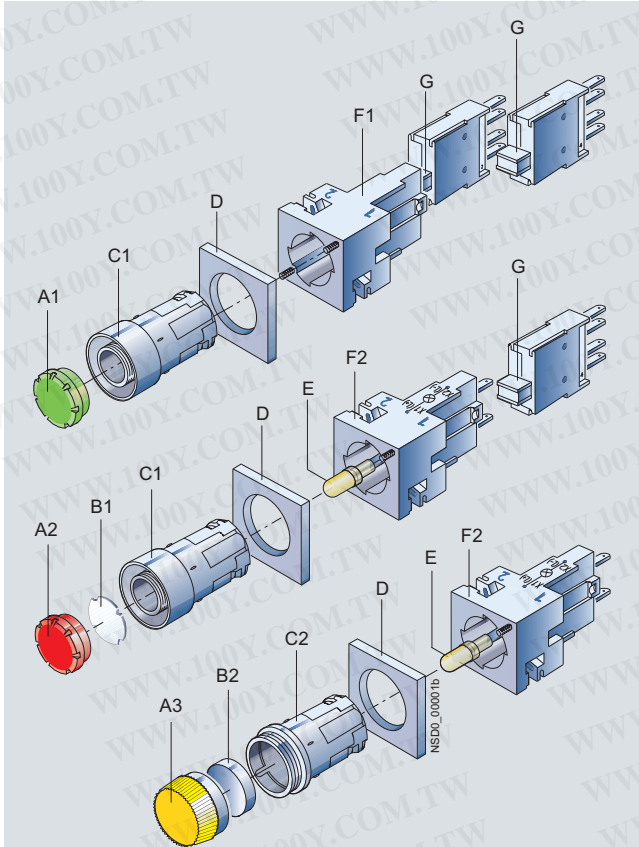
Standards

IEC 60947-5-1, EN 60947-5-1,

IEC 60947-5-5, EN 60947-5-5

for EMERGENCY-STOP mushroom pushbuttons.

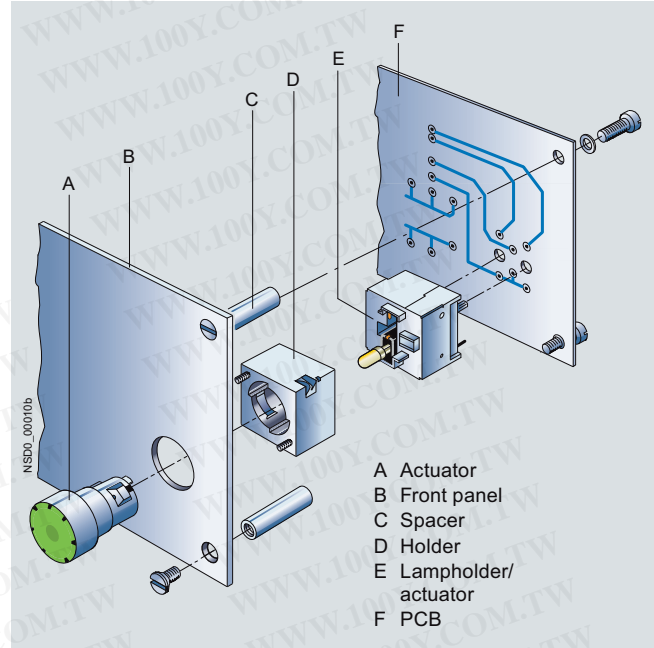
Version with flat connector



- A1 Illuminated pushbutton, flat
- A2 Pushbutton, flat
- A3 Screw lens for indicator light
- B1 Insert label for inscription
- B2 Insert cap for inscription
- C1 Collar with extruded front ring
- C2 Collar for indicator light
- D Frame for square design
- E Wedge-Base lamps W2 x 4.6 d
- F1 Holder
- F2 Lampholder with holder
- G Contact blocks (1 NO or 1 NC) for snapping on to holder and/or lampholder

For PCB mounting

For use on printed circuit boards, special contact blocks and lampholders for soldering into the printed circuit board are available. For this purpose, the blocks are fitted with 0.8 mm x 0.8 mm solder pins of length 3.5 mm.



Flat connectors



Solder pin connections

The terminals are indicated in the selection and ordering data by orange backgrounds.

Application

The devices are climate-proof and suitable for marine applications.

Safety EMERGENCY-STOP according to ISO 13850

For controls that comply with IEC 60204-1 or EN 60204-1, the mushroom pushbuttons of the 3SB2 series are suitable for use as safety EMERGENCY-STOP pushbuttons.

Safety circuits


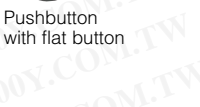





The standards IEC 60947-5-1 or EN 60947-5-1 require positive opening. Hence for the purposes of personal safety, the assured opening of NC contacts is expressly stipulated for the electrical equipment of machines in all safety circuits and marked according to IEC 60947-5-1 with the symbol

Category 4 according to EN 954-1 can be attained with the EMERGENCY-STOP mushroom pushbuttons if the corresponding failsafe evaluation units are selected and correctly installed, e. g. the 3TK28 safety relays or matching units from the ASIsafe, SIMATIC or SINUMERIK product ranges.

3SB2 Pushbuttons and Indicator Lights, 16 mm

Complete units

Selection and ordering data

Version	Contact blocks	Color of handle	DT	Flat connectors		PU (UNIT, SET, M)	PS*	PG	Weight per PU approx. kg	
				Order No.	Price per PU					
 <p>Pushbutton with flat button</p>	Pushbuttons with flat button		1 NO	Black	▶	3SB22 02-0AB01	1	1 unit	102	0.023
	1 NC	Black	B	3SB22 03-0AB01	1	1 unit	102	0.023		
	1 NC	Red	▶	3SB22 03-0AC01	1	1 unit	102	0.023		
	1 NO	Yellow	B	3SB22 02-0AD01	1	1 unit	102	0.023		
	1 NO	Green	▶	3SB22 02-0AE01	1	1 unit	102	0.023		
	1 NO	Blue	B	3SB22 02-0AF01	1	1 unit	102	0.023		
	1 NO	White	▶	3SB22 02-0AG01	1	1 unit	102	0.023		
	1 NO	Clear ¹⁾	B	3SB22 02-0AH01	1	1 unit	102	0.023		
 <p>Illuminated pushbutton with flat button Lampholder W2 x 4.6 d²⁾</p>	Illuminated pushbuttons with flat button		1 NC	Red	▶	3SB22 07-0AC01	1	1 unit	102	0.025
	1 NO	Yellow ¹⁾	B	3SB22 06-0AD01	1	1 unit	102	0.025		
	1 NO	Green	▶	3SB22 06-0AE01	1	1 unit	102	0.025		
	1 NO	Blue	B	3SB22 06-0AF01	1	1 unit	102	0.025		
	1 NO	Clear ¹⁾	▶	3SB22 06-0AH01	1	1 unit	102	0.025		
 <p>Illuminated pushbuttons with flat button Lampholder W2 x 4.6 d with incandescent lamp 24 V</p>	Illuminated pushbuttons with flat button		1 NC	Red	▶	3SB22 27-0AC01	1	1 unit	102	0.025
	1 NO	Yellow ¹⁾	B	3SB22 26-0AD01	1	1 unit	102	0.025		
	1 NO	Green	▶	3SB22 26-0AE01	1	1 unit	102	0.025		
	1 NO	Blue	B	3SB22 26-0AF01	1	1 unit	102	0.025		
	1 NO	Clear ¹⁾	▶	3SB22 26-0AH01	1	1 unit	102	0.025		
 <p>Pushbuttons with raised button</p>	Pushbuttons with raised button		1 NO	Black	B	3SB22 02-0LB01	1	1 unit	102	0.024
	1 NC	Red	B	3SB22 03-0LC01	1	1 unit	102	0.024		
	1 NO	Yellow	B	3SB22 02-0LD01	1	1 unit	102	0.024		
	1 NO	Blue	B	3SB22 02-0LF01	1	1 unit	102	0.024		
	1 NO	Clear ¹⁾	B	3SB22 02-0LH01	1	1 unit	102	0.024		
 <p>Illuminated pushbutton with raised button Lampholder W2 x 4.6 d²⁾</p>	Illuminated pushbuttons with raised button		1 NC	Red	B	3SB22 07-0LC01	1	1 unit	102	0.025
	1 NO	Yellow ¹⁾	B	3SB22 06-0LD01	1	1 unit	102	0.025		
	1 NO	Green	B	3SB22 06-0LE01	1	1 unit	102	0.025		
	1 NO	Blue	B	3SB22 06-0LF01	1	1 unit	102	0.025		
	1 NO	Clear ¹⁾	B	3SB22 06-0LH01	1	1 unit	102	0.025		
 <p>Illuminated pushbuttons with raised button Lampholder W2 x 4.6 d with incandescent lamp 24 V</p>	Illuminated pushbuttons with raised button		1 NC	Red	B	3SB22 27-0LC01	1	1 unit	102	0.026
	1 NO	Yellow ¹⁾	B	3SB22 26-0LD01	1	1 unit	102	0.026		
	1 NO	Green	B	3SB22 26-0LE01	1	1 unit	102	0.026		
	1 NO	Blue	B	3SB22 26-0LF01	1	1 unit	102	0.026		
	1 NO	Clear ¹⁾	B	3SB22 26-0LH01	1	1 unit	102	0.026		
 <p>EMERGENCY-STOP mushroom pushbuttons acc. to ISO 13850, latching³⁾ Latches automatically when pressed; unlatches by turning the mushroom head anticlockwise, with yellow name plate, with inscription "NOT-HALT" (German)</p>	EMERGENCY-STOP mushroom pushbuttons acc. to ISO 13850, latching³⁾		1 NC → ⁴⁾	Red	▶	3SB22 03-1AC01	1	1 unit	102	0.032

EMERGENCY-STOP mushroom pushbutton




- 1) Inscription is possible by inserting a label.
- 2) For wedge base lamps, see Accessories.
- 3) The mushroom pushbutton cannot be combined with 3SB29 02-0AB name plate or 3SB29 02-0AA single frame.
- 4) Positive opening according to IEC 60947-5-1, Appendix K.

3SB2 Pushbuttons and Indicator Lights, 16 mm

Complete units






Selector switch

Version	Contact blocks	Color of handle	DT	Flat connectors	PU (UNIT, SET, M)	PS*	PG	Weight per PU approx.
				Order No.	Price per PU			kg
Selector switches, 2 switch positions Switching sequence O-I, 62° operating angle, latching 	1 NO	Black	▶	3SB22 02-2AB01	1	1 unit	102	0.026
	1 NO	Red	B	3SB22 02-2AC01	1	1 unit	102	0.026
	1 NO	Green	B	3SB22 02-2AE01	1	1 unit	102	0.026
	1 NO	White	B	3SB22 02-2AG01	1	1 unit	102	0.026
Selector switches, 3 switch positions Switching sequence I-O-II, 2 × 62° operating angle, latching 	1 NO, 1 NO	Black	▶	3SB22 10-2DB01	1	1 unit	102	0.030
	1 NO, 1 NO	Red	B	3SB22 10-2DC01	1	1 unit	102	0.030
	1 NO, 1 NO	Green	B	3SB22 10-2DE01	1	1 unit	102	0.030
	1 NO, 1 NO	White	B	3SB22 10-2DG01	1	1 unit	102	0.030
Selector switches, 3 switch positions Switching sequence I-O-II, 2 × 50° operating angle, momentary contact type 	1 NO, 1 NO	Black	▶	3SB22 10-2EB01	1	1 unit	102	0.029
	1 NO, 1 NO	Red	B	3SB22 10-2EC01	1	1 unit	102	0.029
	1 NO, 1 NO	Green	B	3SB22 10-2EE01	1	1 unit	102	0.029
	1 NO, 1 NO	White	B	3SB22 10-2EG01	1	1 unit	102	0.029



CES key-operated switch

Version	Contact blocks	Lock No.	Key removal position	DT	Flat connectors	PU (UNIT, SET, M)	PS*	PG	Weight per PU approx.
					Order No.	Price per PU			kg
CES key-operated switches, 2 switch positions Switching sequence O-I, 62° operating angle, latching 	1 NO	SB2	O	▶	3SB22 02-4LA01	1	1 unit	102	0.053
	1 NO	SB2	O + I	B	3SB22 02-4LB01	1	1 unit	102	0.053
CES key-operated switches, 3 switch positions Switching sequence I-O-II, 2 × 62° operating angle, latching 	1 NO, 1 NO	SB2	O	B	3SB22 10-4PA01	1	1 unit	102	0.056
	1 NO, 1 NO	SB2	I + O + II	B	3SB22 10-4PB01	1	1 unit	102	0.056
CES key-operated switches, 3 switch positions Switching sequence I-O-II, 2 × 50° operating angle, momentary contact type 	1 NO, 1 NO	SB2	O	B	3SB22 10-4QA01	1	1 unit	102	0.057



Indicator light




Version	Color of screw lens	DT	Flat connectors	PU (UNIT, SET, M)	PS*	PG	Weight per PU approx.
			Order No.	Price per PU			kg
Indicator lights Lampholder W2 x 4.6 d without lamp ¹⁾	Red	▶	3SB22 04-6BC06	1	1 unit	102	0.020
	Yellow	B	3SB22 04-6BD06	1	1 unit	102	0.020
	Green	▶	3SB22 04-6BE06	1	1 unit	102	0.020
	White	▶	3SB22 04-6BG06	1	1 unit	102	0.020
	Clear	B	3SB22 04-6BH06	1	1 unit	102	0.020
Indicator lights Lampholder W2 x 4.6 d with incandescent lamp 24 V	Red	▶	3SB22 24-6BC06	1	1 unit	102	0.021
	Yellow	B	3SB22 24-6BD06	1	1 unit	102	0.021
	Green	▶	3SB22 24-6BE06	1	1 unit	102	0.021
	White	▶	3SB22 24-6BG06	1	1 unit	102	0.021
	Clear	B	3SB22 24-6BH06	1	1 unit	102	0.021

¹⁾ For wedge base lamps, see Accessories.

3SB2 Pushbuttons and Indicator Lights, 16 mm

Actuators and indicators

Selection and ordering data

Version	Color of handle	DT	Order No.	Price per PU	PU (UNIT, SET, M)	PS*	PG	Weight per PU approx. kg	
Pushbuttons									
	Pushbuttons with flat button	Black	▶ 3SB20 00-0AB01		1	1 unit	102	0.005	
		Red	▶ 3SB20 00-0AC01		1	1 unit	102	0.005	
		Yellow	B 3SB20 00-0AD01		1	1 unit	102	0.005	
		Green	▶ 3SB20 00-0AE01		1	1 unit	102	0.005	
		Blue	C 3SB20 00-0AF01		1	1 unit	102	0.005	
		White	▶ 3SB20 00-0AG01		1	1 unit	102	0.005	
		Clear ¹⁾	B 3SB20 00-0AH01		1	1 unit	102	0.005	
		Illuminated pushbuttons with flat button	Red	▶ 3SB20 01-0AC01		1	1 unit	102	0.005
			Yellow ¹⁾	B 3SB20 01-0AD01		1	1 unit	102	0.005
			Green	▶ 3SB20 01-0AE01		1	1 unit	102	0.005
Blue	B 3SB20 01-0AF01			1	1 unit	102	0.005		
White	▶ 3SB20 00-0AG01			1	1 unit	102	0.005		
Clear ¹⁾	B 3SB20 00-0AH01			1	1 unit	102	0.005		
	Pushbuttons with raised button	Black	B 3SB20 00-0LB01		1	1 unit	102	0.005	
		Red	B 3SB20 00-0LC01		1	1 unit	102	0.005	
		Yellow	B 3SB20 00-0LD01		1	1 unit	102	0.006	
		Blue	B 3SB20 00-0LF01		1	1 unit	102	0.006	
		White	B 3SB20 00-0LG01		1	1 unit	102	0.006	
		Clear ¹⁾	B 3SB20 00-0LH01		1	1 unit	102	0.006	
		Illuminated pushbuttons with raised button	Red	B 3SB20 01-0LC01		1	1 unit	102	0.005
			Yellow ¹⁾	B 3SB20 01-0LD01		1	1 unit	102	0.005
			Green	B 3SB20 01-0LE01		1	1 unit	102	0.005
			Blue	B 3SB20 01-0LF01		1	1 unit	102	0.005
White	B 3SB20 00-0LG01			1	1 unit	102	0.006		
Clear ¹⁾	B 3SB20 00-0LH01			1	1 unit	102	0.006		
	EMERGENCY-STOP mushroom pushbuttons acc. to ISO 13850, latching²⁾	Red	▶ 3SB20 00-1AC01		1	1 unit	102	0.015	
Latches automatically when pressed; unlatches by turning the mushroom head anticlockwise									

¹⁾ Inscription is possible by inserting a label.








²⁾ The mushroom pushbutton cannot be combined with 3SB29 02-0AB name plate or 3SB29 02-0AA single frame.

Version	Color of handle	DT	Order No.	Price per PU	PU (UNIT, SET, M)	PS*	PG	Weight per PU approx. kg
---------	-----------------	----	-----------	--------------	-------------------	-----	----	--------------------------

Selector switches



Selector switch

	Selector switches with 2 switch positions Switching sequence O-I, 62° operating angle, latching		Black	▶ 3SB20 00-2AB01		1	1 unit	102	0.008
			Red	B 3SB20 00-2AC01		1	1 unit	102	0.008
			Green	B 3SB20 00-2AE01		1	1 unit	102	0.008
			White	B 3SB20 00-2AG01		1	1 unit	102	0.008
			Selector switches with 2 switch positions Switching sequence O-I, 50° operating angle, momentary contact type (reset from the right)		Black	C 3SB20 00-2BB01		1	1 unit
	Red			B 3SB20 00-2BC01		1	1 unit	102	0.008
	Green			B 3SB20 00-2BE01		1	1 unit	102	0.008
	Selector switches with 2 switch positions Switching sequence O-I, 90° operating angle, latching		Black	B 3SB20 00-2HB01		1	1 unit	102	0.008
			Red	B 3SB20 00-2HC01		1	1 unit	102	0.008
			Green	C 3SB20 00-2HE01		1	1 unit	102	0.008
			White	B 3SB20 00-2HG01		1	1 unit	102	0.008
	Selector switches with 3 switch positions Switching sequence I-O-II, 2 x 62° operating angle, latching		Black	▶ 3SB20 00-2DB01		1	1 unit	102	0.007
			Red	C 3SB20 00-2DC01		1	1 unit	102	0.007
			Green	B 3SB20 00-2DE01		1	1 unit	102	0.007
			White	B 3SB20 00-2DG01		1	1 unit	102	0.007
	Selector switches with 3 switch positions Switching sequence I-O-II, 2 x 50° operating angle, momentary contact type		Black	▶ 3SB20 00-2EB01		1	1 unit	102	0.007
			Red	B 3SB20 00-2EC01		1	1 unit	102	0.007
			Green	B 3SB20 00-2EE01		1	1 unit	102	0.007
			White	B 3SB20 00-2EG01		1	1 unit	102	0.007
	Selector switches with 3 switch positions Switching sequence I-O-II, 2 x 90° operating angle, latching		Black	B 3SB20 00-2JB01		1	1 unit	102	0.008

* You can order this quantity or a multiple thereof.

3SB2 Pushbuttons and Indicator Lights, 16 mm

Actuators and indicators

Version	Lock No.	Key removal position	DT	Order No.	Price per PU	PU (UNIT, SET, M)	PS*	PG	Weight per PU approx. kg
---------	----------	----------------------	----	-----------	--------------	-------------------	-----	----	--------------------------

Locks



CES key-operated switch

CES key-operated switches with 2 keys, 2 switch positions Switching sequence O-I, 62° operating angle, latching		SB2	O+I	B	3SB20 00-4LB01	1	1 unit	102	0.035	
			O	▶	3SB20 00-4LA01	1	1 unit	102	0.035	
	CES key-operated switches with 2 keys, 2 switch positions Switching sequence O-I, 50° operating angle, momentary contact		SB2	O	▶	3SB20 00-4MA01	1	1 unit	102	0.035
CES key-operated switches with 2 keys, 3 switch positions Switching sequence I-O-II, 2 x 62° operating angle, latching		SB2	I+O+II	B	3SB20 00-4PB01	1	1 unit	102	0.035	
			O	B	3SB20 00-4PA01	1	1 unit	102	0.035	
CES key-operated switches with 2 keys, 3 switch positions Switching sequence I-O-II, 2 x 50° operating angle, momentary contact		SB2	O	B	3SB20 00-4QA01	1	1 unit	102	0.034	

Version	Color of screw lens	DT	Order No.	Price per PU	PU (UNIT, SET, M)	PS*	PG	Weight per PU approx. kg
---------	---------------------	----	-----------	--------------	-------------------	-----	----	--------------------------

Indicator lights



Indicator light




Indicator lights with concentric rings (inscription by inserting a cap is not possible)	Red	▶	3SB20 01-6BC06	1	1 unit	102	0.004
	Yellow	B	3SB20 01-6BD06	1	1 unit	102	0.004
	Green	▶	3SB20 01-6BE06	1	1 unit	102	0.004
	Blue	B	3SB20 01-6BF06	1	1 unit	102	0.004
	White	▶	3SB20 01-6BG06	1	1 unit	102	0.004
	Clear	B	3SB20 01-6BH06	1	1 unit	102	0.004
Indicator lights, smooth For inscription by inserting a cap ¹⁾	Red	B	3SB20 01-6CC06	1	1 unit	102	0.004
	Yellow	B	3SB20 01-6CD06	1	1 unit	102	0.004
	Green	B	3SB20 01-6CE06	1	1 unit	102	0.004
	Blue	B	3SB20 01-6CF06	1	1 unit	102	0.004
	Clear	B	3SB20 01-6CH06	1	1 unit	102	0.004

¹⁾ For insert caps, see Accessories.

3SB2 Pushbuttons and Indicator Lights, 16 mm

Contact blocks and lampholders

Selection and ordering data

Version	Symbols	Operating travel  Contact closed  Contact open	DT	Flat connectors 	PU (UNIT, SET, M)	PS*	PG	Weight per PU approx. kg
				Order No.	Price per PU			

Contact blocks and lampholders with flat connectors 2 × 2.8 – 0.8 mm acc. to IEC 60760

Holders for fixing the actuator and the contact blocks



Holder

Holders for 2 contact blocks
Inscription with identification number 1-2

▶	3SB29 08-0AA	1	5 units	102	0.008
---	---------------------	---	---------	-----	-------

Lampholders with holder for fixing the actuator and the contact blocks



Lampholder

Lampholders
W2 x 4.6 d
without lamp



Lampholders
W2 x 4.6 d



- With 6 V incandescent lamp
- With 24 V incandescent lamp

▶	3SB23 04-2A	1	1 unit	102	0.009
B	3SB23 04-2F	1	1 unit	102	0.010
B	3SB23 04-2H	1	1 unit	102	0.010



Voltage reducer

Voltage reducers¹⁾
For connecting the 3SB29 08-1AE lamp (48 V) to 230 V AC



B	3SB24 04-3D	1	1 unit	102	0.009
---	--------------------	---	--------	-----	-------

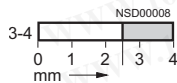
Contact blocks for fixing in the holder or lampholder



Contact block

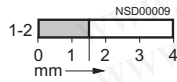
Contact blocks with one contact²⁾

1 NO



▶	3SB24 04-0B	1	1 unit	102	0.004
---	--------------------	---	--------	-----	-------

1 NC →³⁾




▶	3SB24 04-0C	1	1 unit	102	0.004
---	--------------------	---	--------	-----	-------

- 1) Use support terminal according to IEC 60439-1.
- 2) For plug-in and insulation sleeves, see Accessories.
- 3) Positive opening according to IEC 60947-5-1, Appendix K.

3SB2 Pushbuttons and Indicator Lights, 16 mm

Contact blocks and lampholders

Version	Symbols	Operating travel	DT	Solder pin connections		PU (UNIT, SET, M)	PS*	PG	Weight per PU approx.
		<input type="checkbox"/> Contact closed <input type="checkbox"/> Contact open		Order No.	Price per PU				kg

Contact blocks and lampholders with solder pins



Holder

Holders for contact block with solder pins
For fixing the actuators in the front panel

Lampholders
Wedge base W2 x 4.6 d¹⁾



			C	3SB29 08-0AB		1	5 units	102	0.006
			B	3SB24 55-2A		1	1 unit	102	0.008



Contact block with solder pins

Contact blocks

1 NO			B	3SB24 55-0B		1	1 unit	102	0.008
1 NC			B	3SB24 55-0C		1	1 unit	102	0.008
1 NO + 1 NC			B	3SB24 55-0J		1	1 unit	102	0.010
1 NO + 1 NO			B	3SB24 55-0E		1	1 unit	102	0.009
1 NC + 1 NC			B	3SB24 55-0F		1	1 unit	102	0.009



Contact block and lampholder with solder pins

Contact blocks and lampholders, wedge base W2 x 4.6 d¹⁾

1 NO			C	3SB24 55-1B		1	1 unit	102	0.009
1 NC			C	3SB24 55-1C		1	1 unit	102	0.009
1 NO + 1 NC			B	3SB24 55-1J		1	1 unit	102	0.010
1 NO + 1 NO			B	3SB24 55-1E		1	1 unit	102	0.010
1 NC + 1 NC			C	3SB24 55-1F		1	1 unit	102	0.010

¹⁾ The lamp is not included in the scope of supply.

²⁾ Positive opening according to IEC 60947-5-1, Appendix K.

3SB2 Pushbuttons and Indicator Lights, 16 mm

Accessories and Spare Parts

Insert labels and insert caps

Overview

Clear pushbuttons, illuminated pushbuttons and indicator lights can be fitted with insert labels and caps for identification purposes.






The insert labels and insert caps are made of a milky-transparent plastic with black lettering; they can be fitted in any 90° angle.

Inscriptions

The inscriptions have upper case initial letters. Graphic symbols, including those not listed in the catalog, are according to ISO 7000 or IEC 60417.

For customized inscriptions, see "Options".
























Selection and ordering data

Inscription/Symbol	Symbol No.	DT	Insert labels For pushbuttons and illuminated pushbuttons, flat	PU (UNIT, SET, M)	PS*	PG	Weight per PU approx.
			Order No. Price per PU				kg
For self-inscription							
 Blank		C	3SB29 01-4AA	100	10 units	102	0.100
With inscription							
 Ein	Ein	B	3SB29 01-4AB	100	10 units	102	0.100
	Aus	B	3SB29 01-4AC	100	10 units	102	0.100
	Auf	B	3SB29 01-4AD	100	10 units	102	0.100
	Ab	B	3SB29 01-4AE	100	10 units	102	0.100
	Vor	B	3SB29 01-4AF	100	10 units	102	0.100
	Zurück	B	3SB29 01-4AG	100	10 units	102	0.100
	Rechts	B	3SB29 01-4AH	100	10 units	102	0.100
	Links	B	3SB29 01-4AJ	100	10 units	102	0.100
	Halt	C	3SB29 01-4AK	100	10 units	102	0.100
	Zu	B	3SB29 01-4AL	100	10 units	102	0.100
	Langsam	C	3SB29 01-4AN	100	10 units	102	0.100
	Störung	B	3SB29 01-4AQ	100	10 units	102	0.100
	On	C	3SB29 01-4EB	100	10 units	102	0.100
	Start	B	3SB29 01-4EK	100	10 units	102	0.100
	Stop	B	3SB29 01-4EL	100	10 units	102	0.100
	Reset	B	3SB29 01-4EM	100	10 units	102	0.100
	Test	B	3SB29 01-4EN	100	10 units	102	0.100
	0	B	3SB29 01-4RA	100	10 units	102	0.100
	1	B	3SB29 01-4RB	100	10 units	102	0.100
	2	B	3SB29 01-4RC	100	10 units	102	0.100
	3	B	3SB29 01-4RD	100	10 units	102	0.100
	4	B	3SB29 01-4RE	100	10 units	102	0.100
	5	C	3SB29 01-4RF	100	10 units	102	0.100
	6	C	3SB29 01-4RG	100	10 units	102	0.100
	7	C	3SB29 01-4RH	100	10 units	102	0.100
	8	C	3SB29 01-4RJ	100	10 units	102	0.100
	9	C	3SB29 01-4RK	100	10 units	102	0.100
Graphic ON/OFF symbols							
 O (Off)		5008 IEC	B 3SB29 01-4MB	100	10 units	102	0.100
I (On)		5007 IEC	B 3SB29 01-4MC	100	10 units	102	0.100
II (On)		--	C 3SB29 01-4MD	100	10 units	102	0.100

3SB2 Pushbuttons and Indicator Lights, 16 mm

Accessories and Spare Parts

















Insert labels and insert caps

Inscription/Symbol	Symbol No.	DT	Insert labels For pushbuttons and illuminated pushbuttons, flat		PU (UNIT, SET, M)	PS*	PG	Weight per PU approx. kg	
			Order No.	Price per PU					
Graphic equipment symbols									
	Electric motor		0011 ISO	B	3SB29 01-4PA	100	10 units	102	0.100
	Horn		5014 IEC	B	3SB29 01-4PB	100	10 units	102	0.100
	Pump		0134 ISO	C	3SB29 01-4PD	100	10 units	102	0.100
	Coolant pump		0355 ISO	B	3SB29 01-4PE	100	10 units	102	0.100
Graphic motion symbols									
	Motion in direction of arrow		5022 IEC	B	3SB29 01-4NA	100	10 units	102	0.100
	Motion in direction of arrow		--	B	3SB29 01-4NB	100	10 units	102	0.100
	Clockwise rotation		0004 ISO	B	3SB29 01-4NC	100	10 units	102	0.100
	Anticlockwise rotation		--	B	3SB29 01-4ND	100	10 units	102	0.100
	Fast motion		0266 ISO	C	3SB29 01-4NE	100	10 units	102	0.100
	Increase (plus)		5005 IEC	B	3SB29 01-4NG	100	10 units	102	0.100
	Decrease (minus)		5006 IEC	B	3SB29 01-4MC	100	10 units	102	0.100
Graphic control symbols									
	Clamp		--	B	3SB29 01-4QB	100	10 units	102	0.100
	Release		--	B	3SB29 01-4QC	100	10 units	102	0.100
	Brake off		0021 ISO	C	3SB29 01-4QE	100	10 units	102	0.100
	Lock		0022 ISO	C	3SB29 01-4QF	100	10 units	102	0.100
	Unlock		0023 ISO	B	3SB29 01-4QG	100	10 units	102	0.100
	On/Off, momentary contact		5011 IEC	B	3SB29 01-4QJ	100	10 units	102	0.100
	Manual operation		0096 ISO	B	3SB29 01-4QK	100	10 units	102	0.100
	Automatic sequence		0017 ISO	B	3SB29 01-4QL	100	10 units	102	0.100
Customized inscriptions									
	Any inscription 1 line of text with up to 6 characters of 3 mm in height. Please add the appropriate order code to the Order No. and specify the line of text required.			B	3SB29 01-4AZ K0Y, K1Y or K2Y K5Y	1	1 unit	102	0.001
	Other graphic symbols Please add the order code "K3Y" to the Order No. and specify the serial number and the applied standard (ISO 7000 or IEC 60417).			B	3SB29 01-4AZ K3Y	1	1 unit	102	0.001
	Any inscription or symbol Please add the order code "K9Y" to the Order No. and specify the inscription or the symbol required.			C	3SB29 01-4AZ K9Y	1	1 unit	102	0.001

3SB2 Pushbuttons and Indicator Lights, 16 mm

Accessories and Spare Parts











Insert labels and insert caps

Inscription/Symbol	Symbol No.	DT	Insert caps For pushbuttons and illuminated pushbuttons, raised	PU (UNIT, SET, M)	PS*	PG	Weight per PU approx.
			Order No.	Price per PU			kg
For self-inscription							
	Blank	C	3SB29 01-5AA		100	10 units	102 0.100
With inscription							
	Ein Aus Auf	B B B	3SB29 01-5AB 3SB29 01-5AC 3SB29 01-5AD		100 100 100	10 units 10 units 10 units	102 0.100 102 0.100 102 0.100
	Vor Zurück Zu	B B B	3SB29 01-5AF 3SB29 01-5AG 3SB29 01-5AL		100 100 100	10 units 10 units 10 units	102 0.100 102 0.100 102 0.100
	0 1 2 3 4	C B B B B	3SB29 01-5RA 3SB29 01-5RB 3SB29 01-5RC 3SB29 01-5RD 3SB29 01-5RE		100 100 100 100 100	10 units 10 units 10 units 10 units 10 units	102 0.100 102 0.100 102 0.100 102 0.100 102 0.100
	5 6 7 8 9	B B B B B	3SB29 01-5RF 3SB29 01-5RG 3SB29 01-5RH 3SB29 01-5RJ 3SB29 01-5RK		100 100 100 100 100	10 units 10 units 10 units 10 units 10 units	102 0.100 102 0.100 102 0.100 102 0.100 102 0.100
Graphic ON/OFF symbols							
	O (Off)			5008 IEC	C	3SB29 01-5MB	100 10 units 102 0.100
	I (On)			5007 IEC	B	3SB29 01-5MC	100 10 units 102 0.100
Graphic motion symbols							
	Motion in direction of arrow			5022 IEC	B	3SB29 01-5NA	100 10 units 102 0.100
	Motion in direction of arrow			--	B	3SB29 01-5NB	100 10 units 102 0.100
	Increase (plus)			5005 IEC	B	3SB29 01-5NG	100 10 units 102 0.100
	Decrease (minus)			5006 IEC	B	3SB29 01-5MC	100 10 units 102 0.100
Graphic control symbols							
	Clamp			--	B	3SB29 01-5QB	100 10 units 102 0.100
	Release			--	B	3SB29 01-5QC	100 10 units 102 0.100
	Unlock			0023 ISO	C	3SB29 01-5QG	100 10 units 102 0.100
	Automatic sequence			0017 ISO	B	3SB29 01-5QL	100 10 units 102 0.100
Customized inscriptions							
	Any inscription 1 line of text with up to 6 characters of 3 mm in height. Please add the appropriate order code to the Order No. and specify the line of text required.	B B	3SB29 01-5AZ K0Y, K1Y or K2Y K5Y		1 1	1 unit 1 unit	102 0.001 102 0.001
	Other graphic symbols Please add the order code "K3Y" to the Order No. and specify the serial number and the applied standard (ISO 7000 or IEC 60417).	B	3SB29 01-5AZ K3Y		1	1 unit	102 0.001
	Any inscription or symbol Please add the order code "K9Y" to the Order No. and specify the inscription or the symbol required.	C	3SB29 01-5AZ K9Y		1	1 unit	102 0.001

3SB2 Pushbuttons and Indicator Lights, 16 mm

Accessories and Spare Parts

Insert labels and insert caps

Inscription/Symbol	Symbol No.	DT	Insert caps For indicator lights		PU (UNIT, SET, M)	PS*	PG	Weight per PU approx. kg
			Order No.	Price per PU				
For self-inscription								
 Blank		X	3SB29 01-7AA		100	10 units	102	0.100
With inscription								
 Betrieb	Betrieb	B	3SB29 01-7AP		100	1 unit	102	0.100
 Störung	Störung	B	3SB29 01-7AQ		100	10 units	102	0.100
Graphic symbols								
 Pump	Pump			0134 ISO	B	3SB29 01-7PD		100 10 units 102 0.100
 Release	Release			--	B	3SB29 01-7QC		1 10 units 102 0.001
 Manual operation	Manual operation			0096 ISO	B	3SB29 01-7QK		100 10 units 102 0.100
Customized inscriptions								
	Any inscription				B	3SB29 01-7AZ		
	1 line of text with up to 6 characters of 3 mm in height. Please add the appropriate order code to the Order No. and specify the line of text required.				B	K0Y, K1Y or K2Y		1 1 unit 102 0.001
					B	K5Y		1 1 unit 102 0.001
	Other graphic symbols				B	3SB29 01-7AZ		
	Please add the order code "K3Y" to the Order No. and specify the serial number and the applied standard (ISO 7000 or IEC 60417).					K3Y		1 1 unit 102 0.001
	Any inscription or symbol				C	3SB29 01-7AZ		
	Please add the order code "K9Y" to the Order No. and specify the inscription or the symbol required.					K9Y		1 1 unit 102 0.001

Options

Customized inscriptions

Labels and caps can be inscribed with text and symbols not listed in the ordering data. Append the following codes to the Order No.:

- Text line in upper/lower case, always upper case for beginning of line (e. g. "Lift"): **K0Y**
- Text line in upper case (e. g. "LIFT"): **K1Y**
- Text line in lower case (e. g. "lift"): **K2Y**
- Text line in upper/lower case, all words begin with upper case letters (e. g. "Lift"): **K5Y**
- Symbol with number according to ISO 7000 or IEC 60417: **K3Y**
- Any inscription or symbols according to order form supplement: **K9Y**

When ordering, specify the required inscription in plain text in addition to the order number and order code. In the case of special inscriptions with words in languages other than German, give the exact spelling and specify the language.

One line with up to 6 characters with 3 mm letter height is possible for the inscription (see ordering example 1).

Symbols can also be ordered with numbers according to ISO 7000 or IEC 60417 (see ordering example 2 and 3).

For special symbols (order code K9Y), a CAD drawing in DXF format can be submitted.

Ordering example 1

3SB29 01-4AZ
K1Y
Z = pump

Ordering example 2

3SB29 01-4AZ
K3Y
Z = 5008 IEC

Ordering example 3

3SB29 01-4AZ
K9Y
Z = 1118 ISO

3SB2 Pushbuttons and Indicator Lights, 16 mm

Accessories and Spare Parts

Name plates

Overview







The name plates consist of a black plastic label holder and an inscription label (silver with black print) for sticking in place.

Note mounting dimensions!

Inscriptions

The inscriptions (also special inscriptions) are lower case with upper case initial letters. Graphic symbols, including those not listed in the catalog, are according to ISO 7000 or IEC 60417.

Selection and ordering data

Inscription/Symbol	Symbol No.	DT	Order No.	Price per PU	PU (UNIT, SET, M)	PS*	PG	Weight per PU approx. kg	
Inscription labels, self-adhesive, 9.5 mm × 18.5 mm									
	Blank		▶ 3SB29 01-2AA		100	10 units	102	0.100	
	Ein	B	3SB29 01-2AB		100	10 units	102	0.100	
	Aus	B	3SB29 01-2AC		100	10 units	102	0.100	
	Auf	B	3SB29 01-2AD		100	10 units	102	0.100	
	Zu	B	3SB29 01-2AL		100	10 units	102	0.100	
	Vor	B	3SB29 01-2AF		100	10 units	102	0.100	
Zurück	B	3SB29 01-2AG		100	10 units	102	0.100		
Schnell	C	3SB29 01-2AM		100	10 units	102	0.100		
Langsam	C	3SB29 01-2AN		100	10 units	102	0.100		
Betrieb	B	3SB29 01-2AP		100	10 units	102	0.100		
Störung	B	3SB29 01-2AQ		100	10 units	102	0.100		
Einrichten	B	3SB29 01-2AR		100	10 units	102	0.100		
On	B	3SB29 01-2EB		100	10 units	102	0.100		
Off	B	3SB29 01-2EC		100	10 units	102	0.100		
Start	B	3SB29 01-2EL		100	10 units	102	0.100		
Reset	B	3SB29 01-2EM		100	10 units	102	0.100		
Fault	B	3SB29 01-2EW		100	10 units	102	0.100		
Hand Auto	B	3SB29 01-2BA		100	10 units	102	0.100		
Manual 0 Auto	B	3SB29 01-2BE		100	10 units	102	0.100		
Man 0 Auto	B	3SB29 01-2ET		100	10 units	102	0.100		
Graphic symbols									
O (Off)		5008 IEC	B	3SB29 01-2MB		100	10 units	102	0.100
I (On)		5007 IEC	B	3SB29 01-2MC		100	10 units	102	0.100
O I (horizontal)		--	B	3SB29 01-2MF		100	10 units	102	0.100
Motion in direction of arrow		5002 IEC	C	3SB29 01-2NA		100	10 units	102	0.100
Customized inscriptions or symbols									
(see Options)			B	K0Y, K1Y, K2Y or K3Y		1	1 unit	102	0.001
			B	K5Y		1	1 unit	102	0.001
			C	K9Y		1	1 unit	102	0.001

Label holders



Label holders for inscription labels

The label holders must not be used with the 3SB2...-1AC01 EMERGENCY-STOP mushroom pushbutton.

B **3SB29 02-0AB**

100 10 units 102 0.100

Options

Customized inscriptions

The labels can be inscribed with text and symbols not listed in the ordering data. Append the following codes to the Order No.:

- Text line(s) in upper/lower case, upper case always for beginning of line (e. g. "Lift off"): **K0Y**
- Text line(s) in upper case (e. g. "LIFT OFF"): **K1Y**
- Text line(s) in lower case (e. g. "lift off"): **K2Y**
- Text line(s) in upper/lower case, all words begin with upper case letters (e. g. "Lift Off"): **K5Y**
- Symbol with number according to ISO 7000 or IEC 60417: **K3Y**
- Any inscription or symbols according to order form supplement: **K9Y**

When ordering, specify the required inscription in plain text in addition to the order number and order code. In the case of spe-

cial inscriptions with words in languages other than German, give the exact spelling and specify the language.

Two lines of 11 characters are permitted with a letter height of 4 mm (1 line) or 3 mm (2 lines).

Symbols can also be ordered with numbers according to ISO 7000 or IEC 60417 (see ordering example).

For special symbols (order code K9Y), a CAD drawing in DXF format can be submitted.

Ordering example

3SB29 01-2XZ

K3Y

Z = 1118 ISO












* You can order this quantity or a multiple thereof.

3SB2 Pushbuttons and Indicator Lights, 16 mm

Accessories and Spare Parts

Mounting parts and components

Selection and ordering data

Version	Lamp voltage	Color	DT	Order No.	Price per PU	PU (UNIT, SET, M)	PS*	PG	Weight per PU approx. kg		
Buttons and lenses¹⁾											
 3SB29 10-0AF		Buttons, flat For pushbuttons		Black	C	3SB29 10-0AB	100	10 units	102	0.100	
		Red	C	3SB29 10-0AC	100	10 units	102	0.100			
		Yellow	C	3SB29 10-0AD	100	10 units	102	0.100			
		Green	C	3SB29 10-0AE	100	10 units	102	0.100			
		Blue	C	3SB29 10-0AF	100	10 units	102	0.100			
		White	C	3SB29 10-0AG	100	10 units	102	0.100			
 3SB29 10-0CF		Buttons, flat For illuminated pushbuttons		Red	C	3SB29 10-0CC	100	10 units	102	0.100	
		Yellow	C	3SB29 10-0CD	100	10 units	102	0.100			
		Green	C	3SB29 10-0CE	100	10 units	102	0.100			
		Blue	C	3SB29 10-0CF	100	10 units	102	0.100			
		White	C	3SB29 10-0AG	100	10 units	102	0.100			
		Clear	C	3SB29 10-0AH	100	10 units	102	0.100			
 3SB29 10-0BD		Buttons, raised For pushbuttons		Black	C	3SB29 10-0BB	1	10 units	102	0.001	
		Red	C	3SB29 10-0BC	1	10 units	102	0.001			
		Yellow	C	3SB29 10-0BD	1	10 units	102	0.001			
		Clear	C	3SB29 10-0BH	1	10 units	102	0.001			
 3SB29 10-0DD		Buttons, raised For illuminated pushbuttons		Red	C	3SB29 10-0DC	1	10 units	102	0.001	
		Yellow	C	3SB29 10-0DD	1	10 units	102	0.001			
		Clear	C	3SB29 10-0BH	1	10 units	102	0.001			
 3SB29 10-1AD		Screw lenses With concentric rings		Red	C	3SB29 10-1AC	100	10 units	102	0.100	
		Yellow	C	3SB29 10-1AD	100	10 units	102	0.100			
		Green	A	3SB29 10-1AE	100	10 units	102	0.100			
		Blue	C	3SB29 10-1AF	100	10 units	102	0.100			
		White	C	3SB29 10-1AG	100	10 units	102	0.100			
		Clear	C	3SB29 10-1AH	100	10 units	102	0.100			
 3SB29 10-1BE		Screw lenses Smooth, for inscription with insert cap		Red	C	3SB29 10-1BC	100	10 units	102	0.100	
		Yellow	C	3SB29 10-1BD	100	10 units	102	0.100			
		Green	C	3SB29 10-1BE	100	10 units	102	0.100			
		Blue	C	3SB29 10-1BF	100	10 units	102	0.100			
		Clear	C	3SB29 10-1BH	100	10 units	102	0.100			
Keys for actuators											
 3SB29 08-2AJ		Keys For CES key-operated switch, lock No. SB2		B		3SB29 08-2AJ	1	1 unit	102	0.004	
Lamps, Wedge bases²⁾											
 3SB29 08-1AE		Incandescent lamps Wedge base W2 x 4.6 d, 1.0 W		AC/DC	Clear	C	3SB29 08-1AA	100	10 units	102	0.100
		6	B	3SB29 08-1AB	100	10 units	102	0.100			
		24	▶	3SB29 08-1AC	100	10 units	102	0.100			
		30	A	3SB29 08-1AD	100	10 units	102	0.100			
		48	B	3SB29 08-1AE	1	10 units	102	0.001			
		60	B	3SB29 08-1AF	1	10 units	102	0.001			
 3SB39 01-1SB		LED lamps, super-bright Wedge base W2 x 4.6 d		24 AC/DC	Red	B	3SB39 01-1SB	1	10 units	102	0.001
		Yellow	B	3SB39 01-1RB	1	10 units	102	0.001			
		Green	B	3SB39 01-1TB	1	10 units	102	0.001			
		White	B	3SB39 01-1UB	1	10 units	102	0.001			
		Blue	B	3SB29 08-1BD	1	10 units	102	0.001			
		 3SB29 08-1BD				28 AC/DC	Red	B	3SB39 01-1SE	1	10 units
Yellow	B			3SB39 01-1RE	1	10 units	102	0.001			
Green	B			3SB39 01-1TE	1	10 units	102	0.001			
White	B			3SB39 01-1UE	1	10 units	102	0.001			
Blue	D			3SB39 01-1VE	1	10 units	102	0.001			
 3SB29 08-1AB				Lamp extractors For lamps with bases W2 x 4.6 d		▶		3SB29 08-2AB	1	1 unit	102

¹⁾ Included in the scope of supply of actuators or indicator lights.

²⁾ Included in the scope of supply of some complete units.

3SB2 Pushbuttons and Indicator Lights, 16 mm

Accessories and Spare Parts

Mounting parts and components

Version	DT	Order No.	Price per PU	PU (UNIT, SET, M)	PS*	PG	Weight per PU approx. kg
Accessories for command points							
 3SB29 02-0AA		▶ 3SB29 02-0AA		100	10 units	102	0.100
Single frames for square design ¹⁾							
 3SB29 08-2AG		▶ 3SB29 08-2AF ▶ 3SB29 08-2AG ▶ 3SB29 08-2AK		1	1 unit	102	0.001
Name plates, yellow, Ø 50 mm As backing plate for EMERGENCY-STOP button, self-adhesive							
				1	1 unit	102	0.001
				1	1 unit	102	0.001
 3SB29 08-3AA	B	3SB29 08-3AA		1	1 unit	102	0.005
Blanking plugs Black plastic (degree of protection IP65)							
 3SB29 08-1	B	3SB29 08-3AB		1	1 unit	102	0.002
Protective caps, clear Silicone, for pushbuttons with flat and raised button							
Flat connectors							
 3SB29 08-8AA	A	3SB29 08-8AA		100	250 units	102	0.200
Plug-in sleeves For flat connectors 2.8 × 0.8 mm, cross-section 0.5 ... 1.5 mm ²							
 3SB29 08-8AB	D	3SB29 08-8AB		100	250 units	102	0.100
Insulation sleeves For flat connectors, connection from the front							
 3SB29 08-8AD	D	3SB29 08-8AD		1	1 unit	102	0.005
Complete connectors²⁾ For connecting contact blocks and lampholders (up to 10 connections). Guaranteed finger-safe acc. to IEC 61140 and VBG 4							
 3SB29 08-8AE	B	3SB29 08-8AE		100	10 units	102	0.100
Plug-in sleeves For flat connectors 2.8 × 0.8 mm, with locating spring for latching in complete connector							
Tools							
 3SB29 08-2AA	▶	3SB29 08-2AA		1	1 unit	102	0.015
Dismantling tools For holders and lampholders with holder							
 3SB29 08-2AC	▶	3SB29 08-2AC		1	1 unit	102	0.012
Mounting tools For buttons and screw lenses							
 6179 0950							
Crimping tools for non-insulated connections, type KRBC 0560 For plug-in sleeves (both versions)							
Art. No. 6179 0950 Lapp Holding AG Oskar-Lapp-Str. 2 D-70565 Stuttgart Germany Tel.: +49 (0) 711/78 38-01 Fax: +49 (0) 711/78 38-26 40 E-mail: info@appkabel.de http://www.lappkabel.de							

¹⁾ Not suitable for EMERGENCY-STOP mushroom pushbuttons.

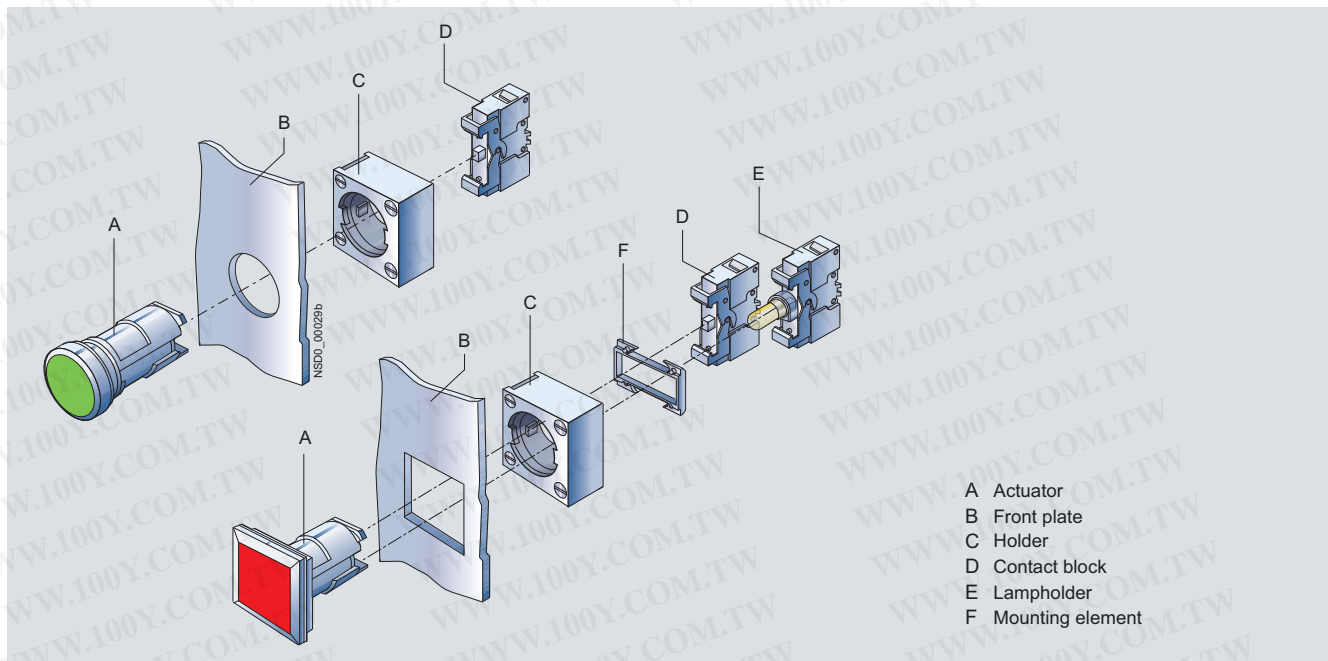
²⁾ Required 3SB29 08-8AE plug-in sleeves for flat connectors 2.8 × 0.8 mm are not included in the scope of supply.

3SB3 Pushbuttons and Indicator Lights, 22 mm

General data

Overview

Front plate mounting

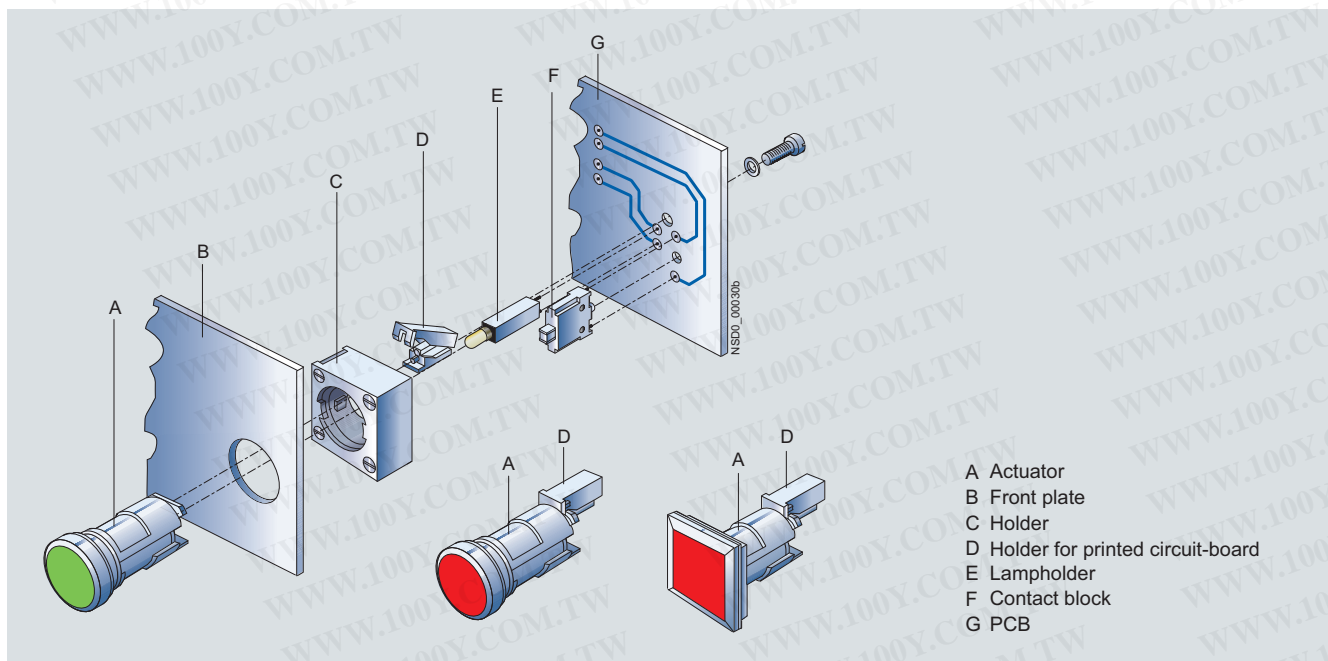


For actuators see page 9/20 to 9/58.

For contact blocks and lampholders see page 9/59 to 9/61.

For holders see page 9/62.

Use on printed circuit boards



For contact blocks for use on printed circuit boards see page 9/62.

3SB3 Pushbuttons and Indicator Lights, 22 mm

General data

Design

The 3SB3 series is a modular range of commanding and signaling devices for front panel mounting and rear conductor connection. As an alternative, individual elements can also be supplied for use on printed circuit boards. Complete units are offered for the most commonly used applications.



Actuators and indicators and complete units

The 3SB3 series is available

- Made of molded plastic in flat, round and square design
- Made of metal in round design

The devices are of modern industrial design and can be mounted rapidly by a single person. The operating surfaces of the pushbuttons and illuminated pushbuttons are concave. The lenses of the indicator lights are convex.

The metal version with a high degree of protection according to IP67 and NEMA 4 is available for the world market.

One command point comprises:

- An actuator or lens assembly in front of the control panel
- A holder for mounting behind the control panel
- Up to 3 contact blocks and/or 1 lampholder behind the control panel
- A comprehensive range of accessories for inscription

Two contact blocks can be snapped onto the actuator in the standard version.

When three contact blocks or illuminated actuators are required, an additional holder must be plugged onto the actuator from the rear.

- 3SB39 01-0AB holder for 3 contact blocks or for 2 contact blocks and 1 lampholder
- 3SB39 01-0AC holder with pressure plates for actuating a central contact block when using a selector switch, key-operated switch and twin pushbutton with 3 contact blocks.

For illuminated pushbuttons, illuminated switches and illuminated selector switches the holder is included in the scope of supply as standard.

Standards

IEC 60947-1, EN 60947-1,

IEC 60947-5-1, EN 60947-5-1,

IEC 60947-5-5, EN 60947-5-5
for EMERGENCY-STOP mushroom pushbuttons.

"Intrinsic safety" type of protection EEx i according to ATEX directive 94/9/EC

The pushbuttons and indicator lights in round design can also be used in hazardous areas. The 3SB34 ..-0. contact blocks and the 3SB34 ..-1A lampholders (with 3SB39 01-1.A LED lamp) with screw terminals or spring-type terminals can be used.

See Chapter 20 "Appendix" --> "Standards and approvals" --> "Type overview of approved devices for potentially explosive areas (ATEX explosion protection)".

Connection methods

The devices are available with screw terminals (box terminals), spring-type terminals or solder pins.



Screw terminals



Spring-type terminals



Solder pin connections

The terminals are indicated in the selection and ordering data by orange backgrounds.

Application

The devices are climate-proof (KTW 24) and suitable for standard industrial applications. For operation in oily atmospheres (organic oils/lubricants) we recommend actuators of polyamide type (-0PA0 versions).

AS-Interface solutions

The 3SB3 commanding and signaling devices can be connected to the AS-Interface communication system quickly and safely with the help of various solutions.


The following solutions are available:

- ASsafe EMERGENCY-STOP mushroom pushbuttons (see page 9/63)
- AS-Interface enclosures with 1 to 6 command points (see page 9/94).
- AS-Interface front panel modules for 4 command points (see Catalog IK PI)

Safety EMERGENCY-STOP according to ISO 13850

For controls that comply with IEC 60204-1 or EN 60204-1, the mushroom pushbuttons of the 3SB3 series are suitable for use as safety EMERGENCY-STOP pushbuttons.

Safety circuits

The standards IEC 60947-5-1 or EN 60947-5-1 require positive opening. Hence for the purposes of personal safety, the assured opening of NC contacts is expressly stipulated for the electrical equipment of machines in all safety circuits and marked according to IEC 60947-5-1 with the symbol .




Category 4 according to EN 954-1 can be attained with the EMERGENCY-STOP mushroom pushbuttons if the corresponding failsafe evaluation units are selected and correctly installed, e. g. the 3TK28 safety relays or matching units from the ASsafe, SIMATIC or SINUMERIK product ranges.

3SB3 Pushbuttons and Indicator Lights, 22 mm

Actuators and Indicators, Plastic, Round, 22 mm

Complete units

Selection and ordering data




Version	Rated voltage of lamp	Color of handle	Contacts for front plate mounting	DT	Screw terminals		PU (UNIT, SET, M)	PS*	PG	Weight per PU approx.	
					Order No.	Price per PU				kg	
Pushbuttons											
	Pushbuttons with flat button		Black	1 NO	▶	3SB32 02-0AA11	1	1 unit	102	0.040	
			Black	1 NC	B	3SB32 03-0AA11	1	1 unit	102	0.040	
			Red	1 NC	▶	3SB32 03-0AA21	1	1 unit	102	0.040	
			Yellow	1 NO	B	3SB32 02-0AA31	1	1 unit	102	0.040	
			Green	1 NO	▶	3SB32 02-0AA41	1	1 unit	102	0.040	
			Blue	1 NO	B	3SB32 02-0AA51	1	1 unit	102	0.040	
			White	1 NO	▶	3SB32 02-0AA61	1	1 unit	102	0.040	
			Black	1 NO + 1 NC	B	3SB32 01-0AA11	1	1 unit	102	0.050	
			Red	1 NO + 1 NC	B	3SB32 01-0AA21	1	1 unit	102	0.050	
			Yellow	1 NO + 1 NC	B	3SB32 01-0AA31	1	1 unit	102	0.047	
			Green	1 NO + 1 NC	B	3SB32 01-0AA41	1	1 unit	102	0.047	
			Blue	1 NO + 1 NC	B	3SB32 01-0AA51	1	1 unit	102	0.047	
			White	1 NO + 1 NC	B	3SB32 01-0AA61	1	1 unit	102	0.047	
		Illuminated pushbuttons with flat button		24 AC/DC	Red ¹⁾	1 NC	▶	3SB32 46-0AA21	1	1 unit	102
			24 AC/DC	Yellow ¹⁾	1 NO	B	3SB32 45-0AA31	1	1 unit	102	0.050
				Green ¹⁾	1 NO	▶	3SB32 45-0AA41	1	1 unit	102	0.050
				Blue ¹⁾	1 NO	B	3SB32 45-0AA51	1	1 unit	102	0.050
				White	1 NO	▶	3SB32 45-0AA61	1	1 unit	102	0.050
				Clear ¹⁾	1 NO	▶	3SB32 45-0AA71	1	1 unit	102	0.050
			24 AC/DC	Red ¹⁾	1 NO + 1 NC	B	3SB32 47-0AA21	1	1 unit	102	0.050
				Yellow ¹⁾	1 NO + 1 NC	B	3SB32 47-0AA31	1	1 unit	102	0.050
				Green ¹⁾	1 NO + 1 NC	B	3SB32 47-0AA41	1	1 unit	102	0.050
				Blue ¹⁾	1 NO + 1 NC	B	3SB32 47-0AA51	1	1 unit	102	0.050
				White	1 NO + 1 NC	B	3SB32 47-0AA61	1	1 unit	102	0.050
				Clear ¹⁾	1 NO + 1 NC	B	3SB32 47-0AA71	1	1 unit	102	0.050
			110 AC	Red ¹⁾	1 NC	B	3SB32 50-0AA21	1	1 unit	102	0.050
				Yellow ¹⁾	1 NO	B	3SB32 57-0AA31	1	1 unit	102	0.050
				Green ¹⁾	1 NO	▶	3SB32 57-0AA41	1	1 unit	102	0.050
				Blue ¹⁾	1 NO	B	3SB32 57-0AA51	1	1 unit	102	0.050
				White	1 NO	B	3SB32 57-0AA61	1	1 unit	102	0.050
				Clear ¹⁾	1 NO	B	3SB32 57-0AA71	1	1 unit	102	0.050
			110 AC	Red ¹⁾	1 NO + 1 NC	B	3SB32 51-0AA21	1	1 unit	102	0.060
				Yellow ¹⁾	1 NO + 1 NC	B	3SB32 51-0AA31	1	1 unit	102	0.060
				Green ¹⁾	1 NO + 1 NC	B	3SB32 51-0AA41	1	1 unit	102	0.060
				Blue ¹⁾	1 NO + 1 NC	C	3SB32 51-0AA51	1	1 unit	102	0.060
				White	1 NO + 1 NC	B	3SB32 51-0AA61	1	1 unit	102	0.060
				Clear ¹⁾	1 NO + 1 NC	B	3SB32 51-0AA71	1	1 unit	102	0.060
			230 AC	Red ¹⁾	1 NC	▶	3SB32 54-0AA21	1	1 unit	102	0.050
				Yellow ¹⁾	1 NO	B	3SB32 53-0AA31	1	1 unit	102	0.050
				Green ¹⁾	1 NO	▶	3SB32 53-0AA41	1	1 unit	102	0.050
				Blue ¹⁾	1 NO	B	3SB32 53-0AA51	1	1 unit	102	0.050
			White	1 NO	B	3SB32 53-0AA61	1	1 unit	102	0.060	
			Clear ¹⁾	1 NO	▶	3SB32 53-0AA71	1	1 unit	102	0.050	
		230 AC	Red ¹⁾	1 NO + 1 NC	B	3SB32 55-0AA21	1	1 unit	102	0.060	
			Yellow ¹⁾	1 NO + 1 NC	B	3SB32 55-0AA31	1	1 unit	102	0.060	
			Green ¹⁾	1 NO + 1 NC	B	3SB32 55-0AA41	1	1 unit	102	0.060	
			Blue ¹⁾	1 NO + 1 NC	B	3SB32 55-0AA51	1	1 unit	102	0.060	
			White	1 NO + 1 NC	B	3SB32 55-0AA61	1	1 unit	102	0.060	
			Clear ¹⁾	1 NO + 1 NC	B	3SB32 55-0AA71	1	1 unit	102	0.060	
		Illuminated pushbuttons with flat button	Red ¹⁾	1 NC	B	3SB32 07-0AA21	1	1 unit	102	0.050	
			Yellow ¹⁾	1 NO	B	3SB32 06-0AA31	1	1 unit	102	0.050	
			Green ¹⁾	1 NO	B	3SB32 06-0AA41	1	1 unit	102	0.050	
			Blue ¹⁾	1 NO	B	3SB32 06-0AA51	1	1 unit	102	0.050	
			White	1 NO	B	3SB32 06-0AA61	1	1 unit	102	0.050	
			Clear ¹⁾	1 NO	B	3SB32 06-0AA71	1	1 unit	102	0.050	
			Red ¹⁾	1 NO + 1 NC	B	3SB32 05-0AA21	1	1 unit	102	0.060	
			Yellow ¹⁾	1 NO + 1 NC	B	3SB32 05-0AA31	1	1 unit	102	0.060	
			Green ¹⁾	1 NO + 1 NC	B	3SB32 05-0AA41	1	1 unit	102	0.060	
			Blue ¹⁾	1 NO + 1 NC	B	3SB32 05-0AA51	1	1 unit	102	0.060	
			White	1 NO + 1 NC	B	3SB32 05-0AA61	1	1 unit	102	0.060	
			Clear ¹⁾	1 NO + 1 NC	B	3SB32 05-0AA71	1	1 unit	102	0.060	

¹⁾ Inscription is possible by inserting a label.

3SB3 Pushbuttons and Indicator Lights, 22 mm

Actuators and Indicators, Plastic, Round, 22 mm

Complete units


Version	Rated voltage of lamp	Color of handle	Contacts for front plate mounting	DT	Spring-type terminals	PU (UNIT, SET, M)	PS*	PG	Weight per PU approx.		
	V				Order No.	Price per PU			kg		
Pushbuttons											
	Pushbuttons with flat button		Black	1 NO	B	3SB32 02-0AA11-0CC0	1	1 unit	102	0.040	
			Black	1 NC	B	3SB32 03-0AA11-0CC0	1	1 unit	102	0.040	
			Red	1 NC	B	3SB32 03-0AA21-0CC0	1	1 unit	102	0.040	
			Yellow	1 NO	B	3SB32 02-0AA31-0CC0	1	1 unit	102	0.040	
			Green	1 NO	B	3SB32 02-0AA41-0CC0	1	1 unit	102	0.040	
			Blue	1 NO	B	3SB32 02-0AA51-0CC0	1	1 unit	102	0.040	
			White	1 NO	B	3SB32 02-0AA61-0CC0	1	1 unit	102	0.040	
			Black	1 NO + 1 NC	B	3SB32 01-0AA11-0CC0	1	1 unit	102	0.050	
			Red	1 NO + 1 NC	B	3SB32 01-0AA21-0CC0	1	1 unit	102	0.060	
			Yellow	1 NO + 1 NC	B	3SB32 01-0AA31-0CC0	1	1 unit	102	0.060	
			Green	1 NO + 1 NC	B	3SB32 01-0AA41-0CC0	1	1 unit	102	0.060	
			Blue	1 NO + 1 NC	B	3SB32 01-0AA51-0CC0	1	1 unit	102	0.060	
			White	1 NO + 1 NC	B	3SB32 01-0AA61-0CC0	1	1 unit	102	0.060	
		Illuminated pushbuttons with flat button		24 AC/DC	Red ¹⁾	1 NC	B	3SB32 46-0AA21-0CC0	1	1 unit	102
				Yellow ¹⁾	1 NO	B	3SB32 45-0AA31-0CC0	1	1 unit	102	0.050
				Green ¹⁾	1 NO	B	3SB32 45-0AA41-0CC0	1	1 unit	102	0.050
				Blue ¹⁾	1 NO	B	3SB32 45-0AA51-0CC0	1	1 unit	102	0.050
				White	1 NO	B	3SB32 45-0AA61-0CC0	1	1 unit	102	0.050
				Clear ¹⁾	1 NO	B	3SB32 45-0AA71-0CC0	1	1 unit	102	0.050
			24 AC/DC	Red ¹⁾	1 NO + 1 NC	B	3SB32 47-0AA21-0CC0	1	1 unit	102	0.060
				Yellow ¹⁾	1 NO + 1 NC	B	3SB32 47-0AA31-0CC0	1	1 unit	102	0.060
				Green ¹⁾	1 NO + 1 NC	B	3SB32 47-0AA41-0CC0	1	1 unit	102	0.060
				Blue ¹⁾	1 NO + 1 NC	B	3SB32 47-0AA51-0CC0	1	1 unit	102	0.060
				White	1 NO + 1 NC	B	3SB32 47-0AA61-0CC0	1	1 unit	102	0.060
				Clear ¹⁾	1 NO + 1 NC	B	3SB32 47-0AA71-0CC0	1	1 unit	102	0.060
			230 AC	Red ¹⁾	1 NC	B	3SB32 54-0AA21-0CC0	1	1 unit	102	0.050
				Yellow ¹⁾	1 NO	B	3SB32 53-0AA31-0CC0	1	1 unit	102	0.050
			Green ¹⁾	1 NO	B	3SB32 53-0AA41-0CC0	1	1 unit	102	0.050	
			Blue ¹⁾	1 NO	B	3SB32 53-0AA51-0CC0	1	1 unit	102	0.050	
			White	1 NO	B	3SB32 53-0AA61-0CC0	1	1 unit	102	0.050	
			Clear ¹⁾	1 NO	B	3SB32 53-0AA71-0CC0	1	1 unit	102	0.050	
		230 AC	Red ¹⁾	1 NO + 1 NC	B	3SB32 55-0AA21-0CC0	1	1 unit	102	0.060	
			Yellow ¹⁾	1 NO + 1 NC	B	3SB32 55-0AA31-0CC0	1	1 unit	102	0.060	
			Green ¹⁾	1 NO + 1 NC	B	3SB32 55-0AA41-0CC0	1	1 unit	102	0.060	
			Blue ¹⁾	1 NO + 1 NC	B	3SB32 55-0AA51-0CC0	1	1 unit	102	0.060	
			White	1 NO + 1 NC	B	3SB32 55-0AA61-0CC0	1	1 unit	102	0.060	
			Clear ¹⁾	1 NO + 1 NC	B	3SB32 55-0AA71-0CC0	1	1 unit	102	0.060	
	Illuminated pushbuttons with flat button			Red ¹⁾	1 NC	B	3SB32 07-0AA21-0CC0	1	1 unit	102	0.050
				Yellow ¹⁾	1 NO	B	3SB32 06-0AA31-0CC0	1	1 unit	102	0.050
				Green ¹⁾	1 NO	B	3SB32 06-0AA41-0CC0	1	1 unit	102	0.050
				Blue ¹⁾	1 NO	B	3SB32 06-0AA51-0CC0	1	1 unit	102	0.050
				White	1 NO	B	3SB32 06-0AA61-0CC0	1	1 unit	102	0.050
				Clear ¹⁾	1 NO	B	3SB32 06-0AA71-0CC0	1	1 unit	102	0.050
				Red ¹⁾	1 NO + 1 NC	B	3SB32 05-0AA21-0CC0	1	1 unit	102	0.060
				Yellow ¹⁾	1 NO + 1 NC	B	3SB32 05-0AA31-0CC0	1	1 unit	102	0.060
				Green ¹⁾	1 NO + 1 NC	B	3SB32 05-0AA41-0CC0	1	1 unit	102	0.060
				Blue ¹⁾	1 NO + 1 NC	B	3SB32 05-0AA51-0CC0	1	1 unit	102	0.060
				White	1 NO + 1 NC	B	3SB32 05-0AA61-0CC0	1	1 unit	102	0.060
				Clear ¹⁾	1 NO + 1 NC	B	3SB32 05-0AA71-0CC0	1	1 unit	102	0.060

¹⁾ Inscription is possible by inserting a label.

3SB3 Pushbuttons and Indicator Lights, 22 mm

Actuators and Indicators, Plastic, Round, 22 mm

Complete units

Version	Color of handle	Contacts for front plate mounting	DT	Screw terminals 	PU (UNIT, SET, M)	PS*	PG	Weight per PU approx.
				Order No.	Price per PU		kg	

Mushroom pushbuttons



Mushroom push-pull button

Mushroom push-pull buttons, Ø 40 mm, latching Pull-to-unlatch mechanism	Red	1 NC 1 NO + 1 NC	▶ B	3SB32 03-1CA21	1	1 unit	102	0.050
				3SB32 01-1CA21	1	1 unit	102	0.060


EMERGENCY-STOP control devices acc. to ISO 13850, with yellow name plate, Ø 80 mm, with inscription. Can also be used with 3TK28 safety relays



EMERGENCY-STOP mushroom pushbutton

EMERGENCY-STOP mushroom pushbuttons, Ø 40 mm, with positive latching function German inscription "NOT-HALT" With rotate-to-unlatch mechanism With pull-to-unlatch mechanism	Red	1 NC 1 NO + 1 NC	→ ¹⁾ ▶ B	3SB32 03-1HA20	1	1 unit	102	0.070
			→ ¹⁾ B	3SB32 01-1HA20	1	1 unit	102	0.080
			→ ¹⁾ B	3SB32 03-1TA20	1	1 unit	102	0.060
			→ ¹⁾ B	3SB32 01-1TA20	1	1 unit	102	0.050

English inscription "EMERGENCY STOP" With rotate-to-unlatch mechanism With pull-to-unlatch mechanism	Red	1 NC 1 NO + 1 NC	→ ¹⁾ B	3SB32 03-1HR20	1	1 unit	102	0.070
			→ ¹⁾ B	3SB32 01-1HR20	1	1 unit	102	0.080
			→ ¹⁾ B	3SB32 03-1TR20	1	1 unit	102	0.070
			→ ¹⁾ B	3SB32 01-1TR20	1	1 unit	102	0.080

Version	Color of handle	Contacts for front plate mounting	DT	Spring-type terminals 	PU (UNIT, SET, M)	PS*	PG	Weight per PU approx.
				Order No.	Price per PU		kg	

Mushroom pushbuttons



Mushroom push-pull button

Mushroom push-pull buttons, Ø 40 mm, latching Pull-to-unlatch mechanism	Red	1 NC 1 NO + 1 NC	B	3SB32 03-1CA21-0CC0	1	1 unit	102	0.050
			B	3SB32 01-1CA21-0CC0	1	1 unit	102	0.060

EMERGENCY-STOP control devices acc. to ISO 13850, with yellow name plate, Ø 80 mm, with inscription. Can also be used with 3TK28 safety relays



EMERGENCY-STOP mushroom pushbutton

EMERGENCY-STOP mushroom pushbuttons, Ø 40 mm, with positive latching function German inscription "NOT-HALT" With rotate-to-unlatch mechanism	Red	1 NC 1 NO + 1 NC	→ ¹⁾ B	3SB32 03-1HA20-0CC0	1	1 unit	102	0.070
			→ ¹⁾ B	3SB32 01-1HA20-0CC0	1	1 unit	102	0.080

¹⁾ Positive opening according to IEC 60947-5-1, Appendix K.

3SB3 Pushbuttons and Indicator Lights, 22 mm

Actuators and Indicators, Plastic, Round, 22 mm





Complete units

Version	Color of handle/ Lock No.	Contacts for front plate mounting	DT	Screw terminals	⊕	PU (UNIT, SET, M)	PS*	PG	Weight per PU approx.
Order No.				Price per PU					kg

Selector switches




Selector switch

Selector switches, 2 switch positions Switching sequence O-I, 50° operating angle, latching 	Black	1 NO	▶	3SB32 02-2KA11	1	1 unit	102	0.040
		1 NO + 1 NC	B	3SB32 01-2KA11	1	1 unit	102	0.050
Selector switches, 2 switch positions Switching sequence O-I, 90° operating angle, latching 	Black	1 NO	B	3SB32 02-2HA11	1	1 unit	102	0.040
		1 NO + 1 NC	B	3SB32 01-2HA11	1	1 unit	102	0.050
Selector switches, 3 switch positions Switching sequence I-O-II, 2 x 50° operating angle, latching 	Black	1 NO, 1 NO	▶	3SB32 10-2DA11	1	1 unit	102	0.070
		1 NO + 1 NC, 1 NO + 1 NC	B	3SB32 08-2DA11	1	1 unit	102	0.070
Selector switches, 3 switch positions Switching sequence I-O-II, 2 x 50° operating angle, momentary contact type 	Black	1 NO, 1 NO	B	3SB32 10-2EA11	1	1 unit	102	0.070
		1 NO + 1 NC, 1 NO + 1 NC	B	3SB32 08-2EA11	1	1 unit	102	0.070

Locks



RONIS key-operated switch

RONIS key-operated switches, 2 switch positions With 2 keys, removal position O + I, switching sequence O-I, 50° operating angle, latching 	SB 30	1 NO	▶	3SB32 02-4AD11	1	1 unit	102	0.070
		1 NO + 1 NC	B	3SB32 01-4AD11	1	1 unit	102	0.080

Twin pushbuttons



Twin pushbutton with flat buttons


Twin pushbuttons, with flat, square buttons¹⁾, with inscription I/O	White/ White	1 NO + 1 NC, B 1 NO + 1 NC		3SB31 00-8AC61	1	1 unit	102	0.070
---	-----------------	-------------------------------	--	-----------------------	---	--------	-----	-------

¹⁾ Accessories for twin pushbuttons, see page 9/37.

3SB3 Pushbuttons and Indicator Lights, 22 mm

Actuators and Indicators, Plastic, Round, 22 mm




Complete units

Version	Color of handle/ Lock No.	Contacts for front plate mounting	DT	Spring-type terminals		PU (UNIT, SET, M)	PS*	PG	Weight per PU approx.
Order No.				Price per PU					kg

Selector switches




Selector switch

Selector switches, 2 switch positions Switching sequence O-I, 50° operating angle, latching 	Black	1 NO	B	3SB32 02-2KA11-0CC0	1	1 unit	102	0.040
		1 NO + 1 NC	B	3SB32 01-2KA11-0CC0	1	1 unit	102	0.050
Selector switches, 3 switch positions Switching sequence I-O-II, 2 x 50° operating angle, latching 	Black	1 NO, 1 NO	B	3SB32 10-2DA11-0CC0	1	1 unit	102	0.070
		1 NO + 1 NC, 1 NO + 1 NC	B	3SB32 08-2DA11-0CC0	1	1 unit	102	0.070
Selector switches, 3 switch positions Switching sequence I-O-II, 2 x 50° operating angle, momentary contact type 	Black	1 NO, 1 NO	B	3SB32 10-2EA11-0CC0	1	1 unit	102	0.070
		1 NO + 1 NC, 1 NO + 1 NC	C	3SB32 08-2EA11-0CC0	1	1 unit	102	0.070

Locks







RONIS key-operated switch

RONIS key-operated switches, 2 switch positions With 2 keys, removal position O + I, switching sequence O-I, 50° operating angle, latching 	SB 30	1 NO	B	3SB32 02-4AD11-0CC0	1	1 unit	102	0.070
		1 NO + 1 NC	B	3SB32 01-4AD11-0CC0	1	1 unit	102	0.080

3SB3 Pushbuttons and Indicator Lights, 22 mm

Actuators and Indicators, Plastic, Round, 22 mm

Complete units

Version	Rated voltage of lamp	Color of lens	DT	Screw terminals		PU (UNIT, SET, M)	PS*	PG	Weight per PU approx.	
				Order No.	Price per PU				kg	
Signaling devices										
	Indicator lights, with smooth lens ¹⁾ With integrated LED	24 AC/DC	Red	▶	3SB32 44-6AA20		1	1 unit	102	0.040
			Yellow	B	3SB32 44-6AA30		1	1 unit	102	0.040
			Green	▶	3SB32 44-6AA40		1	1 unit	102	0.040
			Blue	B	3SB32 44-6AA50		1	1 unit	102	0.040
			White	▶	3SB32 44-6AA60		1	1 unit	102	0.040
			Clear	▶	3SB32 44-6AA70		1	1 unit	102	0.040
	110 AC	Red	B	3SB32 48-6AA20		1	1 unit	102	0.040	
		Yellow	B	3SB32 48-6AA30		1	1 unit	102	0.040	
		Green	B	3SB32 48-6AA40		1	1 unit	102	0.040	
		Blue	B	3SB32 48-6AA50		1	1 unit	102	0.040	
		White	B	3SB32 48-6AA60		1	1 unit	102	0.040	
		Clear	B	3SB32 48-6AA70		1	1 unit	102	0.040	
	230 AC	Red	▶	3SB32 52-6AA20		1	1 unit	102	0.040	
		Yellow	B	3SB32 52-6AA30		1	1 unit	102	0.040	
		Green	▶	3SB32 52-6AA40		1	1 unit	102	0.040	
Blue		B	3SB32 52-6AA50		1	1 unit	102	0.040		
White		B	3SB32 52-6AA60		1	1 unit	102	0.040		
Clear		▶	3SB32 52-6AA70		1	1 unit	102	0.040		
Indicator lights, with smooth lens ¹⁾ With BA 9s lamp-holder, without lamp	--	Red	B	3SB32 04-6AA20		1	1 unit	102	0.040	
	Yellow	B	3SB32 04-6AA30		1	1 unit	102	0.040		
	Green	B	3SB32 04-6AA40		1	1 unit	102	0.040		
	Blue	B	3SB32 04-6AA50		1	1 unit	102	0.040		
	White	B	3SB32 04-6AA60		1	1 unit	102	0.040		
	Clear	B	3SB32 04-6AA70		1	1 unit	102	0.040		
	Indicator lights with lens with concentric rings ¹⁾ With integrated LED	24 AC/DC	Red	▶	3SB32 44-6BA20		1	1 unit	102	0.040
			Yellow	B	3SB32 44-6BA30		1	1 unit	102	0.040
			Green	▶	3SB32 44-6BA40		1	1 unit	102	0.040
			Blue	B	3SB32 44-6BA50		1	1 unit	102	0.040
			White	▶	3SB32 44-6BA60		1	1 unit	102	0.040
			Clear	▶	3SB32 44-6BA70		1	1 unit	102	0.040
	110 AC	Red	B	3SB32 48-6BA20		1	1 unit	102	0.040	
		Yellow	B	3SB32 48-6BA30		1	1 unit	102	0.040	
		Green	B	3SB32 48-6BA40		1	1 unit	102	0.040	
		Blue	B	3SB32 48-6BA50		1	1 unit	102	0.040	
		White	B	3SB32 48-6BA60		1	1 unit	102	0.040	
		Clear	B	3SB32 48-6BA70		1	1 unit	102	0.040	
	230 AC	Red	▶	3SB32 52-6BA20		1	1 unit	102	0.040	
		Yellow	B	3SB32 52-6BA30		1	1 unit	102	0.040	
		Green	▶	3SB32 52-6BA40		1	1 unit	102	0.040	
Blue		B	3SB32 52-6BA50		1	1 unit	102	0.040		
White		B	3SB32 52-6BA60		1	1 unit	102	0.040		
Clear		▶	3SB32 52-6BA70		1	1 unit	102	0.040		
Indicator lights with lens with concentric rings ¹⁾ With BA 9s lamp-holder, without lamp	--	Amber	B	3SB32 04-6BA00		1	1 unit	102	0.040	
	Red	B	3SB32 04-6BA20		1	1 unit	102	0.040		
	Yellow	B	3SB32 04-6BA30		1	1 unit	102	0.040		
	Green	B	3SB32 04-6BA40		1	1 unit	102	0.040		
	Blue	B	3SB32 04-6BA50		1	1 unit	102	0.040		
	White	B	3SB32 04-6BA60		1	1 unit	102	0.040		
Indicator lights with lens with concentric rings ¹⁾ With BA 9s lamp-holder, with LED	130 AC	Amber	B	3SB32 40-6BA00		1	1 unit	102	0.039	
	Red	B	3SB32 40-6BA20		1	1 unit	102	0.040		
	Yellow	B	3SB32 40-6BA30		1	1 unit	102	0.039		
	Green	B	3SB32 40-6BA40		1	1 unit	102	0.040		
	Blue	B	3SB32 40-6BA50		1	1 unit	102	0.039		
	White	B	3SB32 40-6BA60		1	1 unit	102	0.039		
Acoustic signaling devices, IP65 ²⁾	24 AC/DC	Black	A	3SB32 33-7BA10		1	1 unit	102	0.042	
	115 AC/DC		B	3SB32 34-7BA10		1	1 unit	102	0.042	
	230 AC/DC		A	3SB32 35-7BA10		1	1 unit	102	0.040	
Continuous tone 2.4 kHz, min. operational current 4 mA, min. sound pressure 80 dB/10 cm										
										
NSD00003										

Acoustic signaling device



¹⁾ Inscription by inserting a label is not possible.



²⁾ Mounting in 3SB38 enclosure only with 3SB3400-1A lampholder; not possible with 3SB3420-1A lampholder for floor mounting.

3SB3 Pushbuttons and Indicator Lights, 22 mm

Actuators and Indicators, Plastic, Round, 22 mm

Complete units

Version	Rated voltage of lamp V	Color of lens	DT	Spring-type terminals	PU (UNIT, SET, M)	PS*	PG	Weight per PU approx. kg
				Order No.				
Signaling devices								
 <p>Indicator light with smooth lens</p>	24 AC/DC	Red	B	3SB32 44-6AA20-0CC0	1	1 unit	102	0.040
		Yellow	B	3SB32 44-6AA30-0CC0	1	1 unit	102	0.040
		Green	B	3SB32 44-6AA40-0CC0	1	1 unit	102	0.040
		Blue	B	3SB32 44-6AA50-0CC0	1	1 unit	102	0.040
		White	B	3SB32 44-6AA60-0CC0	1	1 unit	102	0.040
		Clear	B	3SB32 44-6AA70-0CC0	1	1 unit	102	0.040
	230 AC	Red	B	3SB32 52-6AA20-0CC0	1	1 unit	102	0.040
		Yellow	B	3SB32 52-6AA30-0CC0	1	1 unit	102	0.040
		Green	B	3SB32 52-6AA40-0CC0	1	1 unit	102	0.040
		Blue	B	3SB32 52-6AA50-0CC0	1	1 unit	102	0.040
		White	B	3SB32 52-6AA60-0CC0	1	1 unit	102	0.040
		Clear	B	3SB32 52-6AA70-0CC0	1	1 unit	102	0.040
	-	Red	B	3SB32 04-6AA20-0CC0	1	1 unit	102	0.040
		Yellow	B	3SB32 04-6AA30-0CC0	1	1 unit	102	0.040
Green		B	3SB32 04-6AA40-0CC0	1	1 unit	102	0.040	
Blue		B	3SB32 04-6AA50-0CC0	1	1 unit	102	0.040	
White		B	3SB32 04-6AA60-0CC0	1	1 unit	102	0.040	
Clear		B	3SB32 04-6AA70-0CC0	1	1 unit	102	0.040	
 <p>Indicator light with lens with concentric rings</p>	24 AC/DC	Red	B	3SB32 44-6BA20-0CC0	1	1 unit	102	0.040
		Yellow	B	3SB32 44-6BA30-0CC0	1	1 unit	102	0.040
		Green	B	3SB32 44-6BA40-0CC0	1	1 unit	102	0.040
		Blue	B	3SB32 44-6BA50-0CC0	1	1 unit	102	0.040
		White	B	3SB32 44-6BA60-0CC0	1	1 unit	102	0.040
		Clear	B	3SB32 44-6BA70-0CC0	1	1 unit	102	0.040
	230 AC	Red	B	3SB32 52-6BA20-0CC0	1	1 unit	102	0.040
		Yellow	B	3SB32 52-6BA30-0CC0	1	1 unit	102	0.040
		Green	B	3SB32 52-6BA40-0CC0	1	1 unit	102	0.040
		Blue	B	3SB32 52-6BA50-0CC0	1	1 unit	102	0.040
		White	B	3SB32 52-6BA60-0CC0	1	1 unit	102	0.040
		Clear	B	3SB32 52-6BA70-0CC0	1	1 unit	102	0.040
	-	Red	B	3SB32 04-6BA20-0CC0	1	1 unit	102	0.040
		Yellow	B	3SB32 04-6BA30-0CC0	1	1 unit	102	0.040
Green		B	3SB32 04-6BA40-0CC0	1	1 unit	102	0.040	
Blue		B	3SB32 04-6BA50-0CC0	1	1 unit	102	0.040	
White		B	3SB32 04-6BA60-0CC0	1	1 unit	102	0.040	
Clear		B	3SB32 04-6BA70-0CC0	1	1 unit	102	0.040	

Version	Degree of protection	Color of handle	DT	Without connection	PU (UNIT, SET, M)	PS*	PG	Weight per PU approx. kg
				Order No.				
Special devices								
 <p>Potentiometer drive</p>	IP65		B	3SB10 00-7CH07	1	1 unit	102	0.030
				With shaft Ø 6 mm, 30 ... 32 mm long				
 <p>Pushbutton with 12 mm stroke</p>	IP65	Black	B	3SB30 00-0EA11	1	1 unit	102	0.020
				(12 mm), for actuating relays				

1) Inscription by inserting a label is not possible.

2) Mounting in 3SB38 enclosure is not possible.

3) The potentiometer is not included in the scope of supply.

3SB3 Pushbuttons and Indicator Lights, 22 mm

Actuators and Indicators, Plastic, Round, 22 mm

Coordinate switches, complete

Overview



Joystick switches control auxiliary circuits permitting movements in various directions of machines and equipment.

The switches are designed for front panel mounting. They are climate-proof.

Operation

The 3SB14 00-OJ contact block is used, which due to its depth cannot be built into 3SB38 enclosures.

Switches are available as follows:

- With 2 or 4 switch positions
- Latching or momentary contact type
- With or without mechanical interlocking

In the case of switches with mechanical interlock in O position, the switch is unlatched with the unlatching button at the front of the actuating lever.

Inscriptions

A name plate consisting of a black, plastic label holder and two or four adhesive, silver-colored inscription labels of 27 mm x 27 mm in size is available for labeling purposes. These labels can be supplied with and without customized inscription.

Note mounting dimensions!

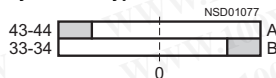
Selection and ordering data

Version	Operating travel	DT	Screw terminals	PU (UNIT, SET, M)	PS*	PG	Weight per PU approx.
	<input type="checkbox"/> Contact closed <input type="checkbox"/> Contact open						
Order No.			Price per PU				kg

Coordinate switches

2 switch positions, 1 NO per direction

Horizontal, momentary contact type



Without mechanical locking in the O position

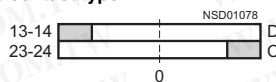
- With plastic front ring, black
- With metal front ring

With mechanical locking in the O position

- With plastic front ring, black
- With metal front ring

B	3SB12 01-7DV01	1	1 unit	102	0.110
B	3SB12 01-7DV20	1	1 unit	102	0.110
B	3SB12 01-7DW01	1	1 unit	102	0.110
B	3SB12 01-7DW20	1	1 unit	102	0.110

Vertical, momentary contact type



Without mechanical locking in the O position

- With plastic front ring, black
- With metal front ring

With mechanical locking in the O position

- With plastic front ring, black
- With metal front ring

B	3SB12 01-7FV01	1	1 unit	102	0.110
B	3SB12 01-7FV20	1	1 unit	102	0.110
B	3SB12 01-7FW01	1	1 unit	102	0.110
B	3SB12 01-7FW20	1	1 unit	102	0.110



Coordinate switch, 2 switch positions

3SB3 Pushbuttons and Indicator Lights, 22 mm

Actuators and Indicators, Plastic, Round, 22 mm

Coordinate switches, complete

Version	Operating travel	DT	Screw terminals	PU (UNIT, SET, M)	PS*	PG	Weight per PU approx.
	<input type="checkbox"/> Contact closed <input type="checkbox"/> Contact open						kg
		Order No.	Price per PU				

Coordinate switches

2 switch positions, 1 NO per direction



Coordinate switch, 2 switch positions

Horizontal, latching



Without mechanical locking in the O position

- With plastic front ring, black
- With metal front ring


B	3SB12 01-7EV01	1	1 unit	102	0.110
B	3SB12 01-7EV20	1	1 unit	102	0.110

With mechanical locking in the O position

- With plastic front ring, black
- With metal front ring

B	3SB12 01-7EW01	1	1 unit	102	0.110
B	3SB12 01-7EW20	1	1 unit	102	0.110

Vertical, latching



Without mechanical locking in the O position

- With plastic front ring, black
- With metal front ring

B	3SB12 01-7GV01	1	1 unit	102	0.110
B	3SB12 01-7GV20	1	1 unit	102	0.110

With mechanical locking in the O position

- With plastic front ring, black
- With metal front ring

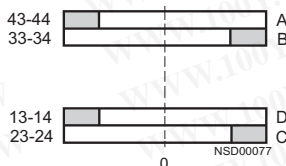
B	3SB12 01-7GW01	1	1 unit	102	0.110
B	3SB12 01-7GW20	1	1 unit	102	0.110

4 switch positions, 1 NO per direction



Coordinate switch, 4 switch positions

Momentary contact type



Without mechanical locking in the O position

- With plastic front ring, black
- With metal front ring

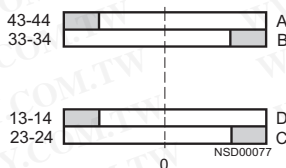
B	3SB12 08-7JV01	1	1 unit	102	0.124
B	3SB12 08-7JV20	1	1 unit	102	0.133

With mechanical locking in the O position

- With plastic front ring, black
- With metal front ring

B	3SB12 08-7JW01	1	1 unit	102	0.128
B	3SB12 08-7JW20	1	1 unit	102	0.130

Latching



Without mechanical locking in the O position

- With plastic front ring, black
- With metal front ring

B	3SB12 08-7KV01	1	1 unit	102	0.129
B	3SB12 08-7KV20	1	1 unit	102	0.132

With mechanical locking in the O position

- With plastic front ring, black
- With metal front ring


B	3SB12 08-7KW01	1	1 unit	102	0.127
B	3SB12 08-7KW20	1	1 unit	102	0.129

3SB3 Pushbuttons and Indicator Lights, 22 mm

Actuators and Indicators, Plastic, Round, 22 mm

Coordinate switches, complete

Accessories

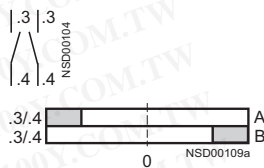
Version	Symbols/ operating travel	DT	Screw terminals 	PU (UNIT, SET, M)	PS*	PG	Weight per PU approx.
Contact blocks	<input type="checkbox"/> Contact closed <input type="checkbox"/> Contact open						
		Order No.	Price per PU				kg

Spare contact blocks



3SB14 00-0J

**Contact blocks
with 2 contacts**
1 NO, 1 NO
(in scope of sup-
ply of switch)



Version	DT	Order No.	Price per PU	PU (UNIT, SET, M)	PS*	PG	Weight per PU approx.
	C	3SB14 00-0J		1	1 unit	102	0.020

Name plates



3SB19 06-0AV

Label holders for joystick switches

2 switch positions, horizontal,
89 mm × 30 mm

2 switch positions, vertical,
30 mm × 89 mm

4 switch positions

Inscription labels 27 mm × 27 mm, silver-colored, for sticking in place

Without inscription

With inscription (engraved)

• Text lines (up to 5 lines each with 11 characters)

• Graphic symbol with number according to
ISO 7000 or IEC 60417

• Any inscription or symbol

3SB19 06-0AW



Version	DT	Order No.	Price per PU	PU (UNIT, SET, M)	PS*	PG	Weight per PU approx.
	B	3SB19 06-0AU		1	1 unit	102	0.003
	B	3SB19 06-0AV		1	1 unit	102	0.003
	B	3SB19 06-0AW		1	1 unit	102	0.006
	B	3SB19 06-2AA		100	10 units	102	0.100
	C	3SB19 06-2XZ					
	C	K0Y, K1Y, K2Y, or K5Y		1	1 unit	102	0.001
	C	K3Y		1	1 unit	102	0.001
	D	K9Y		1	1 unit	102	0.001

For black plastic labels, see page 9/72.

Options

Customized inscriptions

These labeling plates can be inscribed with text or symbols. 5 lines with 11 characters each in a letter height of 4 mm are possible.

Ordering notes

Append the following codes to the Order No.:

- Text line(s) in upper/lower case, upper case always for beginning of line (e. g. "Lift off"): **K0Y**
- Text line(s) in upper case (e. g. "LIFT OFF"): **K1Y**
- Text line(s) in lower case (e. g. "lift off"): **K2Y**
- Text line(s) in upper/lower case, all words begin with upper case letters (e. g. "Lift Off"): **K5Y**
- Symbol with number according to ISO 7000 or IEC 60417: **K3Y**
- Any inscription or symbol according to order form supplement: **K9Y**

When ordering, specify the required inscription in plain text in addition to the order number and order code. In the case of special inscriptions with words in languages other than German, give the exact spelling and specify the language.

In the case of multi-line inscriptions, the text must be assigned to the respective line, e. g. "Z1 = Lift, Z2 = Lower".

Symbols can also be ordered with numbers according to ISO 7000 or IEC 60417.

For special symbols (order code K9Y), a CAD drawing in DXF format can be submitted.

Ordering example

A label inscribed with symbol No. 1117 according to ISO 7000 is required:

3SB19 06-2XZ
K3Y
Z = 1117 ISO

For other ordering examples see page 9/74.

3SB3 Pushbuttons and Indicator Lights, 22 mm

Actuators and Indicators, Plastic, Round, 22 mm

Actuators and indicators

Selection and ordering data

Version	Inscription	Color of handle	DT	Order No.	Price per PU	PU (UNIT, SET, M)	PS*	PG	Weight per PU approx. kg
Pushbuttons with holder¹⁾									
	With flat button	Pushbuttons with flat button		Black ▶	3SB30 00-0AA11	1	1 unit	102	0.025
		Red ▶	3SB30 00-0AA21	1	1 unit	102	0.025		
		Yellow B	3SB30 00-0AA31	1	1 unit	102	0.025		
		Green ▶	3SB30 00-0AA41	1	1 unit	102	0.025		
		Blue B	3SB30 00-0AA51	1	1 unit	102	0.025		
		White ▶	3SB30 00-0AA61	1	1 unit	102	0.025		
		Gray B	3SB30 00-0AB51	1	1 unit	102	0.025		
		Clear ²⁾ B	3SB30 00-0AA71	1	1 unit	102	0.025		
	With raised button	Pushbuttons with raised button		I Green B	3SB30 00-0AA81	1	1 unit	102	0.025
		O Red B	3SB30 00-0AB01	1	1 unit	102	0.025		
		I White B	3SB30 00-0AB11	1	1 unit	102	0.025		
		O Black B	3SB30 00-0AB21	1	1 unit	102	0.025		
	With raised button, latching	Pushbuttons with raised button, latching by pressing in and turning to the right, unlatches by turning to the left		R Blue B	3SB30 00-0AC81	1	1 unit	102	0.025
		Black B	3SB30 00-0BA11	1	1 unit	102	0.025		
		Red B	3SB30 00-0BA21	1	1 unit	102	0.025		
		Yellow B	3SB30 00-0BA31	1	1 unit	102	0.025		
		Green B	3SB30 00-0BA41	1	1 unit	102	0.025		
		Blue B	3SB30 00-0BA51	1	1 unit	102	0.025		
	With raised button, latching	Pushbuttons with raised front ring, latching (height 13 mm)		Red B	3SB30 00-0CA21	1	1 unit	102	0.030
		Black ▶	3SB30 00-0CA11	1	1 unit	102	0.030		
	With raised front ring, castellated	Pushbuttons with raised front ring, castellated (height 13 mm)		Black B	3SB30 00-0AA12	1	1 unit	102	0.025
		Red B	3SB30 00-0AA22	1	1 unit	102	0.025		
		Yellow B	3SB30 00-0AA32	1	1 unit	102	0.025		
		Green B	3SB30 00-0AA42	1	1 unit	102	0.025		
		Blue B	3SB30 00-0AA52	1	1 unit	102	0.025		
	With raised front ring	Illuminated pushbuttons with flat button (including holder for 3 elements)		White B	3SB30 00-0AA62	1	1 unit	102	0.025
		Black B	3SB30 00-0AA13	1	1 unit	102	0.025		
		Red B	3SB30 00-0AA23	1	1 unit	102	0.025		
		Yellow B	3SB30 00-0AA33	1	1 unit	102	0.025		
	With raised front ring, castellated	Illuminated pushbuttons with raised button (including holder for 3 elements)		Green B	3SB30 00-0AA43	1	1 unit	102	0.025
		Amber ²⁾ C	3SB30 01-0AA01	1	1 unit	102	0.025		
		Red ²⁾ ▶	3SB30 01-0AA21	1	1 unit	102	0.025		
		Yellow ²⁾ ▶	3SB30 01-0AA31	1	1 unit	102	0.025		
		Green ²⁾ ▶	3SB30 01-0AA41	1	1 unit	102	0.025		
		Blue ²⁾ B	3SB30 01-0AA51	1	1 unit	102	0.025		
		White B	3SB30 01-0AA61	1	1 unit	102	0.025		
Clear ²⁾ ▶	3SB30 01-0AA71	1	1 unit	102	0.025				
	With raised front ring, castellated	Pushbuttons with flat button, latching , unlatches by pressing again		Red B	3SB30 01-0BA21	1	1 unit	102	0.025
		Yellow B	3SB30 01-0BA31	1	1 unit	102	0.025		
		Green B	3SB30 01-0BA41	1	1 unit	102	0.025		
		Blue B	3SB30 01-0BA51	1	1 unit	102	0.025		
		Clear B	3SB30 01-0BA71	1	1 unit	102	0.025		
	Illuminated pushbutton with raised button	Pushbuttons with flat button, latching , unlatches by pressing again		Black B	3SB30 00-0DA11	1	1 unit	102	0.025
		Red B	3SB30 00-0DA21	1	1 unit	102	0.025		
		Yellow B	3SB30 00-0DA31	1	1 unit	102	0.025		
		Green B	3SB30 00-0DA41	1	1 unit	102	0.026		
		Blue B	3SB30 00-0DA51	1	1 unit	102	0.025		
		White B	3SB30 00-0DA61	1	1 unit	102	0.025		
		Gray C	3SB30 00-0DB51	1	1 unit	102	0.075		
	Illuminated pushbutton with raised button	Illuminated pushbuttons with flat button, latching , unlatches by pressing again, (including holder for 3 elements)		Red ²⁾ B	3SB30 01-0DA21	1	1 unit	102	0.025
		Yellow ²⁾ B	3SB30 01-0DA31	1	1 unit	102	0.025		
		Green ²⁾ B	3SB30 01-0DA41	1	1 unit	102	0.025		
		Blue ²⁾ B	3SB30 01-0DA51	1	1 unit	102	0.025		
		White B	3SB30 01-0DA61	1	1 unit	102	0.025		
Clear ²⁾ B	3SB30 01-0DA71	1	1 unit	102	0.025				








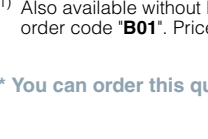
¹⁾ Also available without holder. Supplement Order No. with "-Z" and quote order code "B01". Price reduction on request.

²⁾ Inscription is possible by inserting a label.

3SB3 Pushbuttons and Indicator Lights, 22 mm

Actuators and Indicators, Plastic, Round, 22 mm

Actuators and indicators

Version	Color of handle	DT	Order No.	Price per PU	PU (UNIT, SET, M)	PS*	PG	Weight per PU approx. kg
Mushroom pushbuttons with holder¹⁾²⁾								
	Mushroom pushbuttons, Ø 30 mm	Black	B	3SB30 00-1DA11	1	1 unit	102	0.035
		Red	B	3SB30 00-1DA21	1	1 unit	102	0.035
		Yellow	B	3SB30 00-1DA31	1	1 unit	102	0.035
		Green	B	3SB30 00-1DA41	1	1 unit	102	0.035
	Mushroom pushbuttons, Ø 40 mm	Black	▶	3SB30 00-1GA11	1	1 unit	102	0.035
		Red	▶	3SB30 00-1GA21	1	1 unit	102	0.035
		Yellow	B	3SB30 00-1GA31	1	1 unit	102	0.035
		Green	B	3SB30 00-1GA41	1	1 unit	102	0.035
	Mushroom pushbuttons, Ø 60 mm	Black	B	3SB30 00-1QA11	1	1 unit	102	0.040
		Red	B	3SB30 00-1QA21	1	1 unit	102	0.040
		Yellow	B	3SB30 00-1QA31	1	1 unit	102	0.040
		Green	B	3SB30 00-1QA41	1	1 unit	102	0.040
	Illuminated mushroom pushbuttons, Ø 30 mm (including holder for 3 elements)	Yellow	B	3SB30 01-1DA31	1	1 unit	102	0.050
		Green	B	3SB30 01-1DA41	1	1 unit	102	0.050
		White	B	3SB30 01-1DA61	1	1 unit	102	0.050
	Illuminated mushroom pushbuttons, Ø 40 mm (including holder for 3 elements)	Yellow	B	3SB30 01-1GA31	1	1 unit	102	0.035
		Green	B	3SB30 01-1GA41	1	1 unit	102	0.035
		White	B	3SB30 01-1GA61	1	1 unit	102	0.035
	Push-pull buttons, Ø 30 mm, latching, pull to unlatch	Black	B	3SB30 00-1EA11	1	1 unit	102	0.030
		Red	B	3SB30 00-1EA21	1	1 unit	102	0.030
	Push-pull buttons, Ø 40 mm, latching, pull to unlatch	Black	▶	3SB30 00-1CA11	1	1 unit	102	0.035
		Red	▶	3SB30 00-1CA21	1	1 unit	102	0.035
	Push-pull buttons, Ø 60 mm, latching, pull to unlatch	Black	B	3SB30 00-1RA11	1	1 unit	102	0.050
		Red	B	3SB30 00-1RA21	1	1 unit	102	0.050
	Push-pull buttons, Ø 30 mm, can be illuminated, latching, pull to unlatch, (including holder for 3 elements)	Red	B	3SB30 01-1EA21	1	1 unit	102	0.035
		Yellow	B	3SB30 01-1EA31	1	1 unit	102	0.035
		Green	B	3SB30 01-1EA41	1	1 unit	102	0.035
		Blue	B	3SB30 01-1EA51	1	1 unit	102	0.035
		Clear	B	3SB30 01-1EA71	1	1 unit	102	0.035
	Push-pull buttons, Ø 40 mm, can be illuminated, latching, pull to unlatch, (including holder for 3 elements)	Red	B	3SB30 01-1CA21	1	1 unit	102	0.035
		Yellow	B	3SB30 01-1CA31	1	1 unit	102	0.035
		Green	B	3SB30 01-1CA41	1	1 unit	102	0.035
		Blue	B	3SB30 01-1CA51	1	1 unit	102	0.035
		Clear	B	3SB30 01-1CA71	1	1 unit	102	0.035

¹⁾ Also available without holder. Supplement Order No. with "-Z" and quote order code "B01". Price reduction on request.

²⁾ Maximum permissible equipment: 3 single-pole and 2 double-pole contact blocks. When using the 3SB39 01-0AB holder, the central mounting position must not be empty.










3SB3 Pushbuttons and Indicator Lights, 22 mm

Actuators and Indicators, Plastic, Round, 22 mm

Actuators and indicators

Version	Version Illumination	Color of handle	DT	Order No.	Price per PU	PU (UNIT, SET, M)	PS*	PG	Weight per PU approx. kg
---------	----------------------	-----------------	----	-----------	--------------	-------------------	-----	----	--------------------------

Selector switches with holder¹⁾

Selector switches with 2 switch positions									
 <p>Non-illuminated</p>	Switching sequence O-I, 90° operating angle, latching 	Non-illuminated	Black	B	3SB30 00-2HA11	1	1 unit	102	0.028
			Red	B	3SB30 00-2HA21	1	1 unit	102	0.028
			Green	B	3SB30 00-2HA41	1	1 unit	102	0.028
			White	B	3SB30 00-2HA61	1	1 unit	102	0.028
 <p>Illuminated</p>	Switching sequence O-I, 50° operating angle, latching 	Non-illuminated	Black	▶ B	3SB30 00-2KA11	1	1 unit	102	0.030
			Red	B	3SB30 00-2KA21	1	1 unit	102	0.030
			Green	B	3SB30 00-2KA41	1	1 unit	102	0.030
			White	B	3SB30 00-2KA61	1	1 unit	102	0.030
	Illuminated (including holder for 3 elements)	Red	B	3SB30 01-2KA21	1	1 unit	102	0.030	
		Yellow	B	3SB30 01-2KA31	1	1 unit	102	0.030	
		Green	B	3SB30 01-2KA41	1	1 unit	102	0.030	
		Blue	B	3SB30 01-2KA51	1	1 unit	102	0.030	
		Clear	B	3SB30 01-2KA71	1	1 unit	102	0.030	
		Switching sequence O-I, 50° operating angle, momentary contact type 	Non-illuminated	Black	▶ B	3SB30 00-2LA11	1	1 unit	102
Red	B			3SB30 00-2LA21	1	1 unit	102	0.030	
Green	B			3SB30 00-2LA41	1	1 unit	102	0.030	
White	B			3SB30 00-2LA61	1	1 unit	102	0.030	
Illuminated (including holder for 3 elements)	Red		B	3SB30 01-2LA21	1	1 unit	102	0.030	
	Yellow		B	3SB30 01-2LA31	1	1 unit	102	0.030	
	Green		B	3SB30 01-2LA41	1	1 unit	102	0.030	
	Blue		B	3SB30 01-2LA51	1	1 unit	102	0.030	
	Clear		B	3SB30 01-2LA71	1	1 unit	102	0.030	
	Switching sequence I-O-II, 2 x 50° operating angle, latching 		Non-illuminated	Black	▶ B	3SB30 00-2DA11	1	1 unit	102
Red		B		3SB30 00-2DA21	1	1 unit	102	0.030	
Green		B		3SB30 00-2DA41	1	1 unit	102	0.030	
White		B		3SB30 00-2DA61	1	1 unit	102	0.030	
Illuminated (including holder for 3 elements)		Red	B	3SB30 01-2DA21	1	1 unit	102	0.030	
		Yellow	B	3SB30 01-2DA31	1	1 unit	102	0.030	
		Green	B	3SB30 01-2DA41	1	1 unit	102	0.030	
		Blue	B	3SB30 01-2DA51	1	1 unit	102	0.030	
		Clear	B	3SB30 01-2DA71	1	1 unit	102	0.030	
		Switching sequence I-O-II, 2 x 50° operating angle, momentary contact type 	Non-illuminated	Black	▶ B	3SB30 00-2EA11	1	1 unit	102
Red	B			3SB30 00-2EA21	1	1 unit	102	0.030	
Green	B			3SB30 00-2EA41	1	1 unit	102	0.030	
White	B			3SB30 00-2EA61	1	1 unit	102	0.030	
Illuminated (including holder for 3 elements)	Red		B	3SB30 01-2EA21	1	1 unit	102	0.030	
	Yellow		B	3SB30 01-2EA31	1	1 unit	102	0.030	
	Green		B	3SB30 01-2EA41	1	1 unit	102	0.030	
	Blue		B	3SB30 01-2EA51	1	1 unit	102	0.030	
	Clear		B	3SB30 01-2EA71	1	1 unit	102	0.030	
	Switching sequence I-O-II, 2 x 50° operating angle, momentary contact type to the left, latching to the right 		Non-illuminated	Black	▶ B	3SB30 00-2GA11	1	1 unit	102
Red		B		3SB30 00-2GA21	1	1 unit	102	0.030	
Green		B		3SB30 00-2GA41	1	1 unit	102	0.030	
White		B		3SB30 00-2GA61	1	1 unit	102	0.030	
Illuminated (including holder for 3 elements)		Red	B	3SB30 01-2GA21	1	1 unit	102	0.030	
		Yellow	B	3SB30 01-2GA31	1	1 unit	102	0.030	
		Green	B	3SB30 01-2GA41	1	1 unit	102	0.030	
		Blue	B	3SB30 01-2GA51	1	1 unit	102	0.030	
		Clear	B	3SB30 01-2GA71	1	1 unit	102	0.030	
		Switching sequence I-O-II, 2 x 50° operating angle, momentary contact type to the left, latching to the right 	Non-illuminated	Black	B	3SB30 00-2FA11	1	1 unit	102
Red	B			3SB30 00-2FA21	1	1 unit	102	0.030	
Green	B			3SB30 00-2FA41	1	1 unit	102	0.030	
White	B			3SB30 00-2FA61	1	1 unit	102	0.030	
Illuminated (including holder for 3 elements)	Red		B	3SB30 01-2FA21	1	1 unit	102	0.030	
	Yellow		B	3SB30 01-2FA31	1	1 unit	102	0.030	
	Green		B	3SB30 01-2FA41	1	1 unit	102	0.030	
	Blue		C	3SB30 01-2FA51	1	1 unit	102	0.030	
	Clear		B	3SB30 01-2FA71	1	1 unit	102	0.030	

¹⁾ Also available without holder. Supplement Order No. with "-Z" and quote order code "B01". Price reduction on request.

3SB3 Pushbuttons and Indicator Lights, 22 mm

Actuators and Indicators, Plastic, Round, 22 mm

Actuators and indicators

Version	Version Lock	DT	Order No.	Price per PU	PU (UNIT, SET, M)	PS*	PG	Weight per PU approx.
Type	Lock No./ Color	Key removal position						kg

Key-operated switches with holder¹⁾

Key-operated switches with 2 keys and 2 switch positions



RONIS key-operated switch

Switching sequence	RONIS	SB 30	O+I	B	3SB30 00-4HD11	1	1 unit	102	0.060
O-I,			O	B	3SB30 00-4HD01	1	1 unit	102	0.060
50° operating angle, latching			I	B	3SB30 00-4HD21	1	1 unit	102	0.060



CES key-operated switch

Switching sequence	RONIS	SB 30	O+I	▶	3SB30 00-4AD11	1	1 unit	102	0.060
O-I,			O	▶	3SB30 00-4AD01	1	1 unit	102	0.060
50° operating angle, latching			I	B	3SB30 00-4AD21	1	1 unit	102	0.060



	CES	SSG 10	O+I	▶	3SB30 00-4LD11	1	1 unit	102	0.140
			O	▶	3SB30 00-4LD01	1	1 unit	102	0.140
			I	B	3SB30 00-4LD21	1	1 unit	102	0.140

	LSG 1	O+I	B	3SB30 00-4LF01	1	1 unit	102	0.140
		O	B	3SB30 00-4LF11	1	1 unit	102	0.140

	CES with key monitoring ²⁾	SSG 10	O	C	3SB30 00-4LD05	1	1 unit	102	0.140
--	---------------------------------------	--------	---	---	-----------------------	---	--------	-----	-------

	BKS	S1	O+I	B	3SB30 00-5AD11	1	1 unit	102	0.140
			O	B	3SB30 00-5AD01	1	1 unit	102	0.140
			I	B	3SB30 00-5AD21	1	1 unit	102	0.140



BKS key-operated switch

	E1 for VW ³⁾	O+I	B	3SB30 00-5AE01	1	1 unit	102	0.130
		O	B	3SB30 00-5AE11	1	1 unit	102	0.130

	E2 for VW ³⁾	O+I	B	3SB30 00-5AE21	1	1 unit	102	0.130
		O	B	3SB30 00-5AE31	1	1 unit	102	0.130

	E7 for VW ³⁾	O+I	B	3SB30 00-5AE41	1	1 unit	102	0.130
		O	B	3SB30 00-5AE51	1	1 unit	102	0.130

	E9 for VW ³⁾	O+I	B	3SB30 00-5AE61	1	1 unit	102	0.130
		O	B	3SB30 00-5AE71	1	1 unit	102	0.130

	O.M.R. ⁴⁾	73038	O+I	B	3SB30 00-3AG11	1	1 unit	102	0.130
		Light blue	O	B	3SB30 00-3AG01	1	1 unit	102	0.130

	73037	O+I	B	3SB30 00-3AH11	1	1 unit	102	0.130
	Red	O	B	3SB30 00-3AH01	1	1 unit	102	0.130

	73034	O+I	B	3SB30 00-3AJ11	1	1 unit	102	0.130
	Black	O	B	3SB30 00-3AJ01	1	1 unit	102	0.130

	73033	O+I	B	3SB30 00-3AK11	1	1 unit	102	0.130
	Yellow	O	B	3SB30 00-3AK01	1	1 unit	102	0.130



O.M.R. key-operated switch

Switching sequence	RONIS	SB 30	O	▶	3SB30 00-4BD01	1	1 unit	102	0.060
--------------------	-------	-------	---	---	-----------------------	---	--------	-----	-------

O-I,	CES	SSG 10	O	▶	3SB30 00-4MD01	1	1 unit	102	0.140
------	-----	--------	---	---	-----------------------	---	--------	-----	-------

50° operating angle, momentary contact type		LSG 1	O	B	3SB30 00-4MF11	1	1 unit	102	0.150
---	--	-------	---	---	-----------------------	---	--------	-----	-------

	BKS	S1	O	B	3SB30 00-5BD01	1	1 unit	102	0.140
--	-----	----	---	---	-----------------------	---	--------	-----	-------

	O.M.R. ⁴⁾	73038	O	B	3SB30 00-3BG01	1	1 unit	102	0.130
--	----------------------	-------	---	---	-----------------------	---	--------	-----	-------

		Light blue							
--	--	------------	--	--	--	--	--	--	--

		73037	O	B	3SB30 00-3BH01	1	1 unit	102	0.130
--	--	-------	---	---	-----------------------	---	--------	-----	-------

		Red							
--	--	-----	--	--	--	--	--	--	--

		73034	O	B	3SB30 00-3BJ01	1	1 unit	102	0.130
--	--	-------	---	---	-----------------------	---	--------	-----	-------

		Black							
--	--	-------	--	--	--	--	--	--	--

		73033	O	B	3SB30 00-3BK01	1	1 unit	102	0.130
--	--	-------	---	---	-----------------------	---	--------	-----	-------

		Yellow							
--	--	--------	--	--	--	--	--	--	--






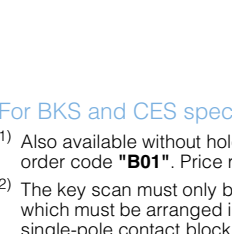
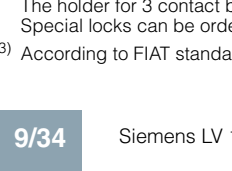
For BKS and CES special locks, see page 9/64.

- Also available without holder. Supplement Order No. with "-Z" and quote order code "B01". Price reduction on request.
- The key scan must only be performed by a single-pole contact block which must be arranged in the middle slot of the key-operated switch. This single-pole contact block is used only to scan whether the key is inserted or not. It is not used for actuating the control circuit. The holder for 3 contact blocks is included in the scope of supply. Special locks can be ordered only with order code "Y01".
- Keys are not included in scope of supply.
- According to FIAT standards; also available for other users.

3SB3 Pushbuttons and Indicator Lights, 22 mm

Actuators and Indicators, Plastic, Round, 22 mm

Actuators and indicators

Version	Version Lock			DT	Order No.	Price per PU	PU (UNIT, SET, M)	PS*	PG	Weight per PU approx. kg	
	Type	Lock No./ Color	Key removal position								
Key-operated switches with holder¹⁾											
Key-operated switches with 2 keys and 3 switch positions											
 <p>RONIS key-operated switch</p>	Switching sequence I-O-II, 2 x 50° operating angle, latching	RONIS	SB 30	I+O+II	B	3SB30 00-4DD11	1	1 unit	102	0.060	
		O	B	3SB30 00-4DD01	1	1 unit	102	0.060			
		I+II	B	3SB30 00-4DD41	1	1 unit	102	0.060			
		I	B	3SB30 00-4DD21	1	1 unit	102	0.060			
		II	B	3SB30 00-4DD31	1	1 unit	102	0.060			
	O+I	B	3SB30 00-4DD51	1	1 unit	102	0.060				
	 <p>CES key-operated switch</p>	Switching sequence I-O-II, 2 x 50° operating angle, momentary contact type	CES	SSG 10	I+O+II	B	3SB30 00-4PD11	1	1 unit	102	0.150
			O	B	3SB30 00-4PD01	1	1 unit	102	0.150		
			O+I	B	3SB30 00-4PD51	1	1 unit	102	0.150		
			I+II	B	3SB30 00-4PD41	1	1 unit	102	0.150		
I			B	3SB30 00-4PD21	1	1 unit	102	0.150			
II	B	3SB30 00-4PD31	1	1 unit	102	0.150					
 <p>BKS key-operated switch</p>	Switching sequence I-O-II, 2 x 50° operating angle, momentary contact type	CES with key monitoring ²⁾	SSG 10	O	C	3SB30 00-4PD05	1	1 unit	102	0.150	
		BKS	S1	I+O+II	B	3SB30 00-5DD11	1	1 unit	102	0.140	
		II	C	3SB30 00-5DD31	1	1 unit	102	0.140			
		O.M.R. ³⁾	73038	I+O+II	B	3SB30 00-3DG11	1	1 unit	102	0.130	
		Light blue	O	B	3SB30 00-3DG01	1	1 unit	102	0.130		
		73037	O	B	3SB30 00-3DH01	1	1 unit	102	0.130		
		Red	O+I	B	3SB30 00-3DH51	1	1 unit	102	0.130		
		73034	I+O+II	B	3SB30 00-3DJ11	1	1 unit	102	0.130		
		Black	O	B	3SB30 00-3DJ01	1	1 unit	102	0.130		
		73033	I+O+II	B	3SB30 00-3DK11	1	1 unit	102	0.130		
Yellow	 <p>O.M.R. key-operated switch</p>	RONIS	SB 30	O	B	3SB30 00-4ED01	1	1 unit	102	0.060	
CES		SSG 10	O	B	3SB30 00-4QD01	1	1 unit	102	0.140		
BKS		S1	O	B	3SB30 00-5ED01	1	1 unit	102	0.140		
O.M.R. ³⁾		73034	O	B	3SB30 00-3EJ01	1	1 unit	102	0.130		
Black		 <p>O.M.R. key-operated switch</p>	RONIS	SB 30	O + II	B	3SB30 00-4GD61	1	1 unit	102	0.060
O	B		3SB30 00-4GD01	1	1 unit	102	0.060				
II	B		3SB30 00-4GD31	1	1 unit	102	0.060				
CES	SSG 10		O + II	B	3SB30 00-4SD61	1	1 unit	102	0.140		
O	B		3SB30 00-4SD01	1	1 unit	102	0.140				
BKS	S1		O	B	3SB30 00-5GD01	1	1 unit	102	0.140		
 <p>O.M.R. key-operated switch</p>	RONIS		SB 30	O+I	B	3SB30 00-4FD51	1	1 unit	102	0.060	
	O		B	3SB30 00-4FD01	1	1 unit	102	0.060			
	I		B	3SB30 00-4FD21	1	1 unit	102	0.060			
	CES		SSG 10	O+I	B	3SB30 00-4RD51	1	1 unit	102	0.140	
	O	B	3SB30 00-4RD01	1	1 unit	102	0.140				
I	B	3SB30 00-4RD21	1	1 unit	102	0.140					
 <p>O.M.R. key-operated switch</p>	BKS	S1	O+I	B	3SB30 00-5FD51	1	1 unit	102	0.140		
	O	B	3SB30 00-5FD01	1	1 unit	102	0.140				
	I	B	3SB30 00-5FD21	1	1 unit	102	0.140				
	O.M.R. ³⁾	73038	O	B	3SB30 00-3FG01	1	1 unit	102	0.130		
	Light blue	73034	I	B	3SB30 00-3FJ21	1	1 unit	102	0.130		
Black											

For BKS and CES special locks, see page 9/64.

¹⁾ Also available without holder. Supplement Order No. with "-Z" and quote order code "B01". Price reduction on request.

²⁾ The key scan must only be performed by a single-pole contact block which must be arranged in the middle slot of the key-operated switch. This single-pole contact block is used only to scan whether the key is inserted or not. It is not used for actuating the control circuit. The holder for 3 contact blocks is included in the scope of supply. Special locks can be ordered only with order code "Y01".

³⁾ According to FIAT standards; also available for other users.

* You can order this quantity or a multiple thereof.

















3SB3 Pushbuttons and Indicator Lights, 22 mm

Actuators and Indicators, Plastic, Round, 22 mm

Actuators and indicators

Version	Color of handle	Approval	DT	Order No.	Price per PU	PU (UNIT, SET, M)	PS*	PG	Weight per PU approx. kg
---------	-----------------	----------	----	-----------	--------------	-------------------	-----	----	--------------------------

EMERGENCY-STOP control devices acc. to ISO 13850 and IEC 60947-5-5 with holder¹⁾²⁾.
Can also be used with 3TK28 safety relays.

	EMERGENCY-STOP mushroom pushbuttons, Ø 32 mm With positive latching acc. to ISO 3850, with rotate-to-unlatch mechanism	Red		B	3SB30 00-1FA20		1	1 unit	102	0.050
Mushroom diameter 32 mm										
	EMERGENCY-STOP mushroom pushbuttons, Ø 40 mm With positive latching acc. to ISO 3850, with rotate-to-unlatch mechanism	Red			3SB30 00-1HA20		1	1 unit	102	0.060
Mushroom diameter 40 mm, with rotate-to-unlatch mechanism with switching position indication	<ul style="list-style-type: none"> • Standard versions • With mechanical switching position indication 			A	3SB30 00-1HA26		1	1 unit	102	0.070
	EMERGENCY-STOP mushroom pushbuttons, Ø 40 mm With positive latching acc. to ISO 3850, with pull-to-unlatch mechanism	Red		B	3SB30 00-1TA20		1	1 unit	102	0.060
Mushroom diameter 40 mm, pull-to-unlatch mechanism										
	EMERGENCY-STOP mushroom pushbuttons, Ø 60 mm With positive latching acc. to ISO 3850, with rotate-to-unlatch mechanism	Red		B	3SB30 00-1AA20		1	1 unit	102	0.080
Mushroom diameter 60 mm										
	EMERGENCY-STOP mushroom pushbuttons, Ø 40 mm, with RONIS lock, lock No. SB 30, with positive latching acc. to ISO 13850, unlocking only possible using key	Red		B	3SB30 00-1BA20		1	1 unit	102	0.090
Mushroom diameter 40 mm, with RONIS lock										
	EMERGENCY-STOP mushroom pushbuttons, Ø 40 mm, with CES lock, lock No. SSG 10, with positive latching acc. to ISO 13850, unlocking only possible using key	Red		B	3SB30 00-1KA20		1	1 unit	102	0.110
Mushroom diameter 40 mm, with CES lock										
	EMERGENCY-STOP mushroom pushbuttons, Ø 40 mm, with BKS lock, lock No. S1, with positive latching acc. to ISO 13850, unlocking only possible using key	Red		B	3SB30 00-1LA20		1	1 unit	102	0.110
Mushroom diameter 40 mm, with CES lock										
	EMERGENCY-STOP mushroom pushbuttons, Ø 40 mm, with O.M.R. lock, lock No. 73037, with positive latching acc. to ISO 13850, unlocking only possible using key	Red		B	3SB30 00-1MA20		1	1 unit	102	0.120
Mushroom diameter 40 mm, with CES lock										

For BKS and CES special locks, see page 9/64.

1) Also available without holder. Supplement Order No. with "-Z" and quote order code "B01". Price reduction on request.

2) The yellow backing plates must be ordered separately, see Accessories.

* You can order this quantity or a multiple thereof.

3SB3 Pushbuttons and Indicator Lights, 22 mm

Actuators and Indicators, Plastic, Round, 22 mm

Actuators and indicators

Version	Color of lens	DT	Order No.	Price per PU	PU (UNIT, SET, M)	PS*	PG	Weight per PU approx. kg
---------	---------------	----	-----------	--------------	-------------------	-----	----	--------------------------

Signaling elements with holder¹⁾



Indicator light with concentric rings

Indicator lights With smooth lens ²⁾	Amber	B	3SB30 01-6AA00		1	1 unit	102	0.020
	Red	▶	3SB30 01-6AA20		1	1 unit	102	0.020
	Yellow	B	3SB30 01-6AA30		1	1 unit	102	0.020
	Green	▶	3SB30 01-6AA40		1	1 unit	102	0.020
	Blue	B	3SB30 01-6AA50		1	1 unit	102	0.020
	White	B	3SB30 01-6AA60		1	1 unit	102	0.020
	Clear	▶	3SB30 01-6AA70		1	1 unit	102	0.020
Indicator lights With lens with concentric rings ²⁾	Amber	B	3SB30 01-6BA00		1	1 unit	102	0.020
	Red	B	3SB30 01-6BA20		1	1 unit	102	0.020
	Yellow	B	3SB30 01-6BA30		1	1 unit	102	0.020
	Green	B	3SB30 01-6BA40		1	1 unit	102	0.020
	Blue	B	3SB30 01-6BA50		1	1 unit	102	0.020
	White	B	3SB30 01-6BA60		1	1 unit	102	0.020
	Clear	B	3SB30 01-6BA70		1	1 unit	102	0.020



Acoustic signaling device

Acoustic signaling devices, IP40³⁾ For acoustic signal transformer 24 V DC ⁴⁾ (without BA 9s base)	Black	B	3SB30 00-7AA10		1	1 unit	102	0.025
---	-------	---	-----------------------	--	---	--------	-----	-------

1) Also available without holder. Supplement Order No. with "-Z" and quote order code "B01". Price reduction on request.

2) Inscription by inserting a label is not possible.

3) For acoustic signaling devices, IP65, see Complete Units.

4) To order 3SB1902-2BN acoustic signal transformers separately, see Accessories.
The 3SB34 00-1A lampholder is also required; only version with screw terminals can be used. With front mounting, use in the enclosure is also possible.

Version	Inscription	Color of handle	DT	Order No.	Price per PU	PU (UNIT, SET, M)	PS*	PG	Weight per PU approx. kg
---------	-------------	-----------------	----	-----------	--------------	-------------------	-----	----	--------------------------

Twin pushbuttons with indicator light with holder¹⁾



Twin pushbutton with indicator light, with flat buttons

Twin pushbuttons with indicator light, With flat, square buttons, including holder for 3 elements	I/O ²⁾	Green/Red	B	3SB31 01-8BC21		1	1 unit	102	0.035
	I/O ²⁾	White/Black	B	3SB31 01-8BC31		1	1 unit	102	0.035
	↑/↓ ²⁾	Green/Red	D	3SB31 01-8BC81		1	1 unit	102	0.035



Twin pushbutton with indicator light, with flat and raised buttons

Twin pushbuttons with indicator light, With flat and raised, square buttons, including holder for 3 elements	I/O ²⁾	Green/Red	B	3SB31 01-8DC21		1	1 unit	102	0.035
	I/O ²⁾	White/Black	B	3SB31 01-8DC31		1	1 unit	102	0.035

1) Also available without holder. Supplement Order No. with "-Z" and quote order code "B01". Price reduction on request.

2) Black inscription for green, red and white buttons; white inscription on black button.

3SB3 Pushbuttons and Indicator Lights, 22 mm

Actuators and Indicators, Plastic, Round, 22 mm

Actuators and indicators

Version	Inscription	Color of handle	DT	Order No.	Price per PU	PU (UNIT, SET, M)	PS*	PG	Weight per PU approx. kg
---------	-------------	-----------------	----	-----------	--------------	-------------------	-----	----	--------------------------

Twin pushbuttons with holder¹⁾



Twin pushbutton with flat buttons

Twin pushbuttons, with flat, square buttons	I/O ²⁾	Green/Red	B	3SB31 00-8AC21		1	1 unit	102	0.035
	I/O ²⁾	White/Black	B	3SB31 00-8AC31		1	1 unit	102	0.035
Twin pushbuttons, with flat and raised, square button	I/O ²⁾	Green/Red	B	3SB31 00-8CC21		1	1 unit	102	0.035
	I/O ²⁾	White/Black	B	3SB31 00-8CC31		1	1 unit	102	0.035

¹⁾ Also available without holder. Supplement Order No. with "-Z" and quote order code "B01". Price reduction on request.

²⁾ Black inscription for green, red and white buttons; white inscription on black button.

Version	Use	DT	Order No.	Price per PU	PU (UNIT, SET, M)	PS*	PG	Weight per PU approx. kg
---------	-----	----	-----------	--------------	-------------------	-----	----	--------------------------

Accessories for twin pushbuttons



Label holder

Label holders 70 mm x 30 mm For inscription label 12.5 mm x 27 mm ¹⁾	Twin pushbuttons	B	3SB39 22-0AY		100	10 units	102	0.200
--	------------------	---	---------------------	--	-----	----------	-----	-------



Protective cap

Protective caps, clear Silicone, for degree of protection IP67	Twin pushbuttons with flat buttons	B	3SB39 21-0AQ		1	1 unit	102	0.005
---	------------------------------------	---	---------------------	--	---	--------	-----	-------




¹⁾ For blank labels see pages 9/70 and 9/71.

3SB3 Pushbuttons and Indicator Lights, 22 mm

Actuators and Indicators, Plastic, Square, 26 mm × 26 mm

Complete units

Selection and ordering data


Version	Rated voltage of lamp	Color of handle	Contacts for front plate mounting	DT	Screw terminals		PU (UNIT, SET, M)	PS*	PG	Weight per PU approx.		
	V				Order No.	Price per PU				kg		
Pushbuttons												
 Pushbutton	Pushbuttons with flat button	Black	1 NO	B	3SB33 02-0AA11		1	1 unit	102	0.040		
		Black	1 NC	B	3SB33 03-0AA11		1	1 unit	102	0.039		
		Red	1 NC	B	3SB33 03-0AA21		1	1 unit	102	0.040		
		Yellow	1 NO	B	3SB33 02-0AA31		1	1 unit	102	0.040		
		Green	1 NO	B	3SB33 02-0AA41		1	1 unit	102	0.040		
		Blue	1 NO	B	3SB33 02-0AA51		1	1 unit	102	0.040		
		White	1 NO	B	3SB33 02-0AA61		1	1 unit	102	0.040		
		Black	1 NO + 1 NC	B	3SB33 01-0AA11		1	1 unit	102	0.050		
		Red	1 NO + 1 NC	B	3SB33 01-0AA21		1	1 unit	102	0.050		
		Yellow	1 NO + 1 NC	B	3SB33 01-0AA31		1	1 unit	102	0.050		
		Green	1 NO + 1 NC	B	3SB33 01-0AA41		1	1 unit	102	0.050		
		Blue	1 NO + 1 NC	C	3SB33 01-0AA51		1	1 unit	102	0.050		
		White	1 NO + 1 NC	B	3SB33 01-0AA61		1	1 unit	102	0.050		
		 Illuminated pushbutton	Illuminated pushbuttons with flat button With integrated LED (including holder for 3 elements)	Red ¹⁾	1 NC	B	3SB33 46-0AA21		1	1 unit	102	0.050
Yellow ¹⁾	1 NO			B	3SB33 45-0AA31		1	1 unit	102	0.050		
Green ¹⁾	1 NO			B	3SB33 45-0AA41		1	1 unit	102	0.050		
Blue ¹⁾	1 NO			B	3SB33 45-0AA51		1	1 unit	102	0.050		
White	1 NO			B	3SB33 45-0AA61		1	1 unit	102	0.050		
Clear ¹⁾	1 NO			B	3SB33 45-0AA71		1	1 unit	102	0.050		
Red ¹⁾	1 NO + 1 NC			B	3SB33 47-0AA21		1	1 unit	102	0.060		
Yellow ¹⁾	1 NO + 1 NC			B	3SB33 47-0AA31		1	1 unit	102	0.060		
Green ¹⁾	1 NO + 1 NC			B	3SB33 47-0AA41		1	1 unit	102	0.060		
Blue ¹⁾	1 NO + 1 NC			B	3SB33 47-0AA51		1	1 unit	102	0.060		
White	1 NO + 1 NC			B	3SB33 47-0AA61		1	1 unit	102	0.060		
Clear ¹⁾	1 NO + 1 NC			B	3SB33 47-0AA71		1	1 unit	102	0.060		
Illuminated pushbuttons with flat button With integrated LED (including holder for 3 elements)	24 AC/DC			Red ¹⁾	1 NC	B	3SB33 54-0AA21		1	1 unit	102	0.050
				Yellow ¹⁾	1 NO	C	3SB33 53-0AA31		1	1 unit	102	0.050
		Green ¹⁾	1 NO	B	3SB33 53-0AA41		1	1 unit	102	0.050		
		Blue ¹⁾	1 NO	C	3SB33 53-0AA51		1	1 unit	102	0.050		
		White	1 NO	B	3SB33 53-0AA61		1	1 unit	102	0.050		
		Clear ¹⁾	1 NO	B	3SB33 53-0AA71		1	1 unit	102	0.050		
		Red ¹⁾	1 NO + 1 NC	B	3SB33 55-0AA21		1	1 unit	102	0.060		
		Yellow ¹⁾	1 NO + 1 NC	C	3SB33 55-0AA31		1	1 unit	102	0.060		
		Green ¹⁾	1 NO + 1 NC	B	3SB33 55-0AA41		1	1 unit	102	0.060		
		Blue ¹⁾	1 NO + 1 NC	C	3SB33 55-0AA51		1	1 unit	102	0.060		
		White	1 NO + 1 NC	C	3SB33 55-0AA61		1	1 unit	102	0.060		
		Clear ¹⁾	1 NO + 1 NC	B	3SB33 55-0AA71		1	1 unit	102	0.060		
		Illuminated pushbuttons with flat button With BA 9s lampholder without lamp (including holder for 3 elements)	230 AC	Red ¹⁾	1 NC	B	3SB33 07-0AA21		1	1 unit	102	0.050
				Yellow ¹⁾	1 NO	B	3SB33 06-0AA31		1	1 unit	102	0.050
Green ¹⁾	1 NO			B	3SB33 06-0AA41		1	1 unit	102	0.050		
Blue ¹⁾	1 NO			B	3SB33 06-0AA51		1	1 unit	102	0.050		
White	1 NO			B	3SB33 06-0AA61		1	1 unit	102	0.050		
Clear ¹⁾	1 NO			B	3SB33 06-0AA71		1	1 unit	102	0.050		
Red ¹⁾	1 NO + 1 NC			B	3SB33 05-0AA21		1	1 unit	102	0.060		
Yellow ¹⁾	1 NO + 1 NC			B	3SB33 05-0AA31		1	1 unit	102	0.060		
Green ¹⁾	1 NO + 1 NC			B	3SB33 05-0AA41		1	1 unit	102	0.060		
Blue ¹⁾	1 NO + 1 NC			B	3SB33 05-0AA51		1	1 unit	102	0.060		
White	1 NO + 1 NC			B	3SB33 05-0AA61		1	1 unit	102	0.060		
Clear ¹⁾	1 NO + 1 NC			B	3SB33 05-0AA71		1	1 unit	102	0.060		

¹⁾ Inscription is possible by inserting a label.

3SB3 Pushbuttons and Indicator Lights, 22 mm

Actuators and Indicators, Plastic, Square, 26 mm × 26 mm

Complete units

Version	Color of handle	Contacts for front plate mounting	DT	Screw terminals 	PU (UNIT, SET, M)	PS*	PG	Weight per PU approx.
				Order No.	Price per PU			kg

EMERGENCY-STOP control devices acc. to ISO 13850, with yellow name plate, Ø 80 mm, with inscription¹⁾. Can also be used with 3TK28 safety relays






EMERGENCY-STOP mushroom pushbuttons, Ø 40 mm, with positive latching function
With rotate-to-unlatch mechanism

EMERGENCY-STOP mushroom pushbutton

1) German inscription "NOT-HALT".

2) Positive opening according to IEC 60947-5-1, Appendix K.

Red	1 NC		B	3SB33 03-1HA20	1	1 unit	102	0.070
	1 NO + 1 NC		B	3SB33 01-1HA20	1	1 unit	102	0.080

Version	Rated voltage of lamp	Color of lens	DT	Screw terminals 	PU (UNIT, SET, M)	PS*	PG	Weight per PU approx.
				Order No.	Price per PU			kg

Signaling devices



Indicator light


Indicator lights With integrated LED	24 AC/DC	Red	B	3SB33 44-6AA20	1	1 unit	102	0.040
		Yellow	B	3SB33 44-6AA30	1	1 unit	102	0.040
		Green	B	3SB33 44-6AA40	1	1 unit	102	0.040
		Blue	B	3SB33 44-6AA50	1	1 unit	102	0.040
		White	B	3SB33 44-6AA60	1	1 unit	102	0.040
		Clear	B	3SB33 44-6AA70	1	1 unit	102	0.040
		Indicator lights With integrated LED	230 AC	Red	B	3SB33 52-6AA20	1	1 unit
Yellow	B			3SB33 52-6AA30	1	1 unit	102	0.040
Green	B			3SB33 52-6AA40	1	1 unit	102	0.040
Blue	B			3SB33 52-6AA50	1	1 unit	102	0.040
White	B			3SB33 52-6AA60	1	1 unit	102	0.040
Clear	B			3SB33 52-6AA70	1	1 unit	102	0.040
Indicator lights With BA 9s lampholder (without lamp)	-			Red	B	3SB33 04-6AA20	1	1 unit
		Yellow	B	3SB33 04-6AA30	1	1 unit	102	0.040
		Green	B	3SB33 04-6AA40	1	1 unit	102	0.040
		Blue	B	3SB33 04-6AA50	1	1 unit	102	0.040
		White	B	3SB33 04-6AA60	1	1 unit	102	0.040
Clear	B	3SB33 04-6AA70	1	1 unit	102	0.040		

3SB3 Pushbuttons and Indicator Lights, 22 mm

Actuators and Indicators, Plastic, Square, 26 mm × 26 mm

Actuators and indicators

Selection and ordering data

Version	Color of handle	DT	Order No.	Price per PU	PU (UNIT, SET, M)	PS*	PG	Weight per PU approx. kg
Pushbuttons and switches with holder¹⁾								
 Pushbutton	Pushbuttons with flat button	Black	B 3SB31 10-0AA11		1	1 unit	102	0.025
		Red	B 3SB31 10-0AA21		1	1 unit	102	0.025
		Yellow	B 3SB31 10-0AA31		1	1 unit	102	0.025
		Green	B 3SB31 10-0AA41		1	1 unit	102	0.025
		Blue	B 3SB31 10-0AA51		1	1 unit	102	0.025
		White	B 3SB31 10-0AA61		1	1 unit	102	0.025
		Clear ²⁾	B 3SB31 10-0AA71		1	1 unit	102	0.025
 Pushbutton with raised front ring	Pushbuttons with raised front ring (height 13 mm)	Black	B 3SB31 10-0AA12		1	1 unit	102	0.025
		Red	B 3SB31 10-0AA22		1	1 unit	102	0.025
		Green	C 3SB31 10-0AA42		1	1 unit	102	0.025
		White	B 3SB31 10-0AA62		1	1 unit	102	0.025
 Pushbutton with raised front ring, castellated	Pushbuttons with raised front ring, castellated (height 13 mm)	Black	C 3SB31 10-0AA13		1	1 unit	102	0.025
		Red	C 3SB31 10-0AA23		1	1 unit	102	0.025
		Yellow	C 3SB31 10-0AA33		1	1 unit	102	0.025
		Green	C 3SB31 10-0AA43		1	1 unit	102	0.025
		White	C 3SB31 10-0AA63		1	1 unit	102	0.025
 Illuminated pushbutton	Illuminated pushbuttons with flat button (including holder for 3 elements)	Red ²⁾	B 3SB31 11-0AA21		1	1 unit	102	0.025
		Yellow ²⁾	B 3SB31 11-0AA31		1	1 unit	102	0.025
		Green ²⁾	B 3SB31 11-0AA41		1	1 unit	102	0.025
		Blue ²⁾	B 3SB31 11-0AA51		1	1 unit	102	0.025
		White	B 3SB31 11-0AA61		1	1 unit	102	0.025
		Clear ²⁾	B 3SB31 11-0AA71		1	1 unit	102	0.025
 Pushbutton	Pushbuttons, latching, with flat button, unlocking by pressing again	Black	B 3SB31 10-0DA11		1	1 unit	102	0.025
		Red	B 3SB31 10-0DA21		1	1 unit	102	0.025
		Yellow	B 3SB31 10-0DA31		1	1 unit	102	0.025
		Green	B 3SB31 10-0DA41		1	1 unit	102	0.025
		Blue	C 3SB31 10-0DA51		1	1 unit	102	0.025
		White	B 3SB31 10-0DA61		1	1 unit	102	0.025
 Illuminated pushbutton	Illuminated pushbuttons, latching, with flat button (including holder for 3 elements), unlocking by pressing again	Red ²⁾	B 3SB31 11-0DA21		1	1 unit	102	0.025
		Yellow ²⁾	B 3SB31 11-0DA31		1	1 unit	102	0.025
		Green ²⁾	B 3SB31 11-0DA41		1	1 unit	102	0.025
		Blue ²⁾	B 3SB31 11-0DA51		1	1 unit	102	0.025
		White	B 3SB31 11-0DA61		1	1 unit	102	0.025
		Clear ²⁾	B 3SB31 11-0DA71		1	1 unit	102	0.025

¹⁾ Also available without holder. Supplement Order No. with "-Z" and quote order code "B01". Price reduction on request.

²⁾ Inscription is possible by inserting a label.

3SB3 Pushbuttons and Indicator Lights, 22 mm

Actuators and Indicators, Plastic, Square, 26 mm × 26 mm

Actuators and indicators

Version	Version Illumination	Color of handle	DT	Order No.	Price per PU	PU (UNIT, SET, M)	PS*	PG	Weight per PU approx. kg
---------	----------------------	-----------------	----	-----------	--------------	-------------------	-----	----	--------------------------

Selector switches with holder¹⁾



Selector switch



Selector switch, illuminated



Selector switch



Selector switch, illuminated

Selector switches with 2 switch positions

Switching sequence O-I, 50° operating angle, latching



Non-illuminated

Black	B	3SB31 10-2KA11
Red	B	3SB31 10-2KA21
Green	B	3SB31 10-2KA41
White	B	3SB31 10-2KA61

1	1 unit	102	0.030
1	1 unit	102	0.030
1	1 unit	102	0.030
1	1 unit	102	0.030

Illuminated (including holder for 3 elements)

Red	B	3SB31 11-2KA21
Yellow	B	3SB31 11-2KA31
Green	B	3SB31 11-2KA41
Blue	B	3SB31 11-2KA51
Clear	B	3SB31 11-2KA71

1	1 unit	102	0.030
1	1 unit	102	0.030
1	1 unit	102	0.030
1	1 unit	102	0.030
1	1 unit	102	0.030

Switching sequence O-I, 50° operating angle, momentary contact type



Non-illuminated

Black	B	3SB31 10-2LA11
Red	C	3SB31 10-2LA21
Green	C	3SB31 10-2LA41
White	C	3SB31 10-2LA61

1	1 unit	102	0.030
1	1 unit	102	0.030
1	1 unit	102	0.030
1	1 unit	102	0.030

Illuminated (including holder for 3 elements)

Red	B	3SB31 11-2LA21
Yellow	C	3SB31 11-2LA31
Green	C	3SB31 11-2LA41
Blue	C	3SB31 11-2LA51
Clear	B	3SB31 11-2LA71

1	1 unit	102	0.030
1	1 unit	102	0.030
1	1 unit	102	0.030
1	1 unit	102	0.030
1	1 unit	102	0.030

Selector switches with 3 switch positions

Switching sequence I-O-II 2 x 50° operating angle, latching



Non-illuminated

Black	B	3SB31 10-2DA11
Red	B	3SB31 10-2DA21
Green	C	3SB31 10-2DA41
White	C	3SB31 10-2DA61

1	1 unit	102	0.030
1	1 unit	102	0.030
1	1 unit	102	0.030
1	1 unit	102	0.030

Illuminated (including holder for 3 elements)

Red	B	3SB31 11-2DA21
Yellow	B	3SB31 11-2DA31
Green	B	3SB31 11-2DA41
Blue	C	3SB31 11-2DA51
Clear	B	3SB31 11-2DA71

1	1 unit	102	0.030
1	1 unit	102	0.030
1	1 unit	102	0.030
1	1 unit	102	0.030
1	1 unit	102	0.030

Switching sequence I-O-II 2 x 50° operating angle, momentary contact type



Non-illuminated

Black	B	3SB31 10-2EA11
Red	B	3SB31 10-2EA21
Green	C	3SB31 10-2EA41
White	C	3SB31 10-2EA61

1	1 unit	102	0.030
1	1 unit	102	0.030
1	1 unit	102	0.030
1	1 unit	102	0.030

Illuminated (including holder for 3 elements)

Red	C	3SB31 11-2EA21
Yellow	C	3SB31 11-2EA31
Green	B	3SB31 11-2EA41
Blue	C	3SB31 11-2EA51
Clear	B	3SB31 11-2EA71

1	1 unit	102	0.030
1	1 unit	102	0.030
1	1 unit	102	0.030
1	1 unit	102	0.030
1	1 unit	102	0.030

Switching sequence I-O-II 2 x 50° operating angle, momentary contact type to the left, latching to the right



Non-illuminated

Black	B	3SB31 10-2GA11
Green	C	3SB31 10-2GA41
White	B	3SB31 10-2GA61

1	1 unit	102	0.030
1	1 unit	102	0.030
1	1 unit	102	0.030

Switching sequence I-O-II 2 x 50° operating angle, latching to the left, momentary contact type to the right



Non-illuminated

Black	B	3SB31 10-2FA11
Red	C	3SB31 10-2FA21
Green	B	3SB31 10-2FA41

1	1 unit	102	0.030
1	1 unit	102	0.030
1	1 unit	102	0.030

¹⁾ Also available without holder. Supplement Order No. with "-Z" and quote order code "B01". Price reduction on request.

3SB3 Pushbuttons and Indicator Lights, 22 mm

Actuators and Indicators, Plastic, Square, 26 mm × 26 mm

Actuators and indicators




Version	Version Lock			DT	Order No.	Price per PU	PU (UNIT, SET, M)	PS*	PG	Weight per PU approx. kg
	Type	Lock No./ Color	Key removal position							

Key-operated switches with holder¹⁾



RONIS key-operated switch

Key-operated switches with 2 keys and 2 switch positions

Switching sequence O-I, 50° operating angle, latching	RONIS	SB 30	O+I	B	3SB31 10-4AD11	1	1 unit	102	0.060
			O	B	3SB31 10-4AD01	1	1 unit	102	0.060
	CES	SSG 10	O+I	B	3SB31 10-4LD11	1	1 unit	102	0.140
			O	B	3SB31 10-4LD01	1	1 unit	102	0.140
			I	B	3SB31 10-4LD21	1	1 unit	102	0.140
		LSG 1	O	C	3SB31 10-4LF01	1	1 unit	102	0.140
	BKS	E2 for VW ²⁾	O	B	3SB31 10-5AE31	1	1 unit	102	0.130
		E7 for VW ²⁾	O+I	B	3SB31 10-5AE41	1	1 unit	102	0.130
			O	B	3SB31 10-5AE51	1	1 unit	102	0.130
	O.M.R. ³⁾	73037 Red	O	B	3SB31 10-3AH01	1	1 unit	102	0.130
		73034 Black	O+I	B	3SB31 10-3AJ11	1	1 unit	102	0.130



CES key-operated switch

Switching sequence O-I, 50° operating angle, momentary contact type	RONIS	SB 30	O	B	3SB31 10-4BD01	1	1 unit	102	0.060
	CES	SSG 10	O	B	3SB31 10-4MD01	1	1 unit	102	0.140



O.M.R. key-operated switch

Key-operated switches with 2 keys and 3 switch positions

Switching sequence I-O-II, 2 x 50° operating angle, latching	RONIS	SB 30	I+O+II	B	3SB31 10-4DD11	1	1 unit	102	0.060
	CES	SSG 10	I+O+II	B	3SB31 10-4PD11	1	1 unit	102	0.140
			O	B	3SB31 10-4PD01	1	1 unit	102	0.140

Switching sequence I-O-II, 2 x 50° operating angle, momentary contact type	RONIS	SB 30	O	B	3SB31 10-4ED01	1	1 unit	102	0.060
	CES	SSG 10	O	B	3SB31 10-4QD01	1	1 unit	102	0.140

Switching sequence I-O-II, 2 x 50° operating angle, momentary contact type to the left, latching to the right	CES	SSG 10	O	B	3SB31 10-4SD01	1	1 unit	102	0.140
---	-----	--------	---	---	-----------------------	---	--------	-----	-------

Switching sequence I-O-II, 2 x 50° operating angle, momentary contact type to the left, latch- ing to the right	CES	SSG 10	O+I	C	3SB31 10-4RD51	1	1 unit	102	0.140
---	-----	--------	-----	---	-----------------------	---	--------	-----	-------

Switching sequence I-O-II, 2 x 50° operating angle, momentary contact type to the left, latch- ing to the right	CES	SSG 10	O+I	C	3SB31 10-4RD51	1	1 unit	102	0.140
---	-----	--------	-----	---	-----------------------	---	--------	-----	-------

For BKS and CES special locks, see page 9/64.

¹⁾ Also available without holder. Supplement Order No. with "-Z" and quote order code "B01". Price reduction on request.

²⁾ Keys are not included in scope of supply.

³⁾ According to FIAT standards; also available for other users.










3SB3 Pushbuttons and Indicator Lights, 22 mm

Actuators and Indicators, Plastic, Square, 26 mm × 26 mm

Actuators and indicators

Version	Color of handle	Approval	DT	Order No.	Price per PU	PU (UNIT, SET, M)	PS*	PG	Weight per PU approx. kg
---------	-----------------	----------	----	-----------	--------------	-------------------	-----	----	--------------------------

EMERGENCY-STOP control devices acc. to ISO 13850 and IEC 60947-5-5 with holder¹⁾²⁾. Can also be used with 3TK28 safety relays

	EMERGENCY-STOP mushroom pushbuttons, Ø 40 mm. With positive latching acc. to ISO 13850, rotate-to-unlatch mechanism	Red		B	3SB31 10-1HA20	1	1 unit	102	0.060
EMERGENCY-STOP mushroom pushbutton	EMERGENCY-STOP mushroom pushbuttons, Ø 40 mm, with RONIS lock (with 2 keys), lock No. SB 30, with positive latching acc. to ISO 13850, unlocking only possible using key	Red		B	3SB31 10-1BA20	1	1 unit	102	0.100
	EMERGENCY-STOP mushroom pushbuttons, Ø 40 mm, with CES lock (with 2 keys), lock No. SSG 10, with positive latching acc. to ISO 13850, unlocking only possible using key	Red		B	3SB31 10-1KA20	1	1 unit	102	0.110
EMERGENCY-STOP mushroom pushbutton with RONIS lock	EMERGENCY-STOP mushroom pushbuttons, Ø 40 mm, with BKS lock (with 2 keys), lock No. S1, with positive latching acc. to ISO 13850, unlocking only possible using key	Red		B	3SB31 10-1LA20	1	1 unit	102	0.120
	EMERGENCY-STOP mushroom pushbuttons, Ø 40 mm, with O.M.R. lock (with 2 keys), lock No. 73037 with positive latching acc. to ISO 13850, unlocking only using key	Red		B	3SB31 10-1MA20	1	1 unit	102	0.120
EMERGENCY-STOP mushroom pushbutton with CES lock									
									
EMERGENCY-STOP mushroom pushbutton with O.M.R. lock									

For BKS and CES special locks, see page 9/64.

- ¹⁾ Also available without holder. Supplement Order No. with "-Z" and quote order code "B01". Price reduction on request.
²⁾ The yellow backing plates must be ordered separately, see Accessories.

Version	Color of lens	DT	Order No.	Price per PU	PU (UNIT, SET, M)	PS*	PG	Weight per PU approx. kg
---------	---------------	----	-----------	--------------	-------------------	-----	----	--------------------------

Signaling elements with holder¹⁾

	Indicator lights	Red	B	3SB31 11-6AA20	1	1 unit	102	0.025
		Yellow	B	3SB31 11-6AA30	1	1 unit	102	0.025
		Green	B	3SB31 11-6AA40	1	1 unit	102	0.025
		Blue	B	3SB31 11-6AA50	1	1 unit	102	0.025
		Clear	B	3SB31 11-6AA70	1	1 unit	102	0.025
		White	B	3SB31 11-6AA60	1	1 unit	102	0.025

- ¹⁾ Also available without holder. Supplement Order No. with "-Z" and quote order code "B01". Price reduction on request.




* You can order this quantity or a multiple thereof.

3SB3 Pushbuttons and Indicator Lights, 22 mm

Actuators and Indicators, Metal, Round, 22 mm

Complete units

Selection and ordering data


Version	Rated voltage of lamp	Color of handle	Contacts for front plate mounting	DT	Screw terminals		PU (UNIT, SET, M)	PS*	PG	Weight per PU approx.		
					Order No.	Price per PU				kg		
Pushbuttons												
	Pushbuttons with flat button	Black	1 NO	▶	3SB36 02-0AA11		1	1 unit	102	0.090		
		Black	1 NC	B	3SB36 03-0AA11		1	1 unit	102	0.090		
		Red	1 NC	▶	3SB36 03-0AA21		1	1 unit	102	0.090		
		Yellow	1 NO	B	3SB36 02-0AA31		1	1 unit	102	0.090		
		Green	1 NO	▶	3SB36 02-0AA41		1	1 unit	102	0.090		
		Blue	1 NO	B	3SB36 02-0AA51		1	1 unit	102	0.090		
		White	1 NO	▶	3SB36 02-0AA61		1	1 unit	102	0.090		
		Black	1 NO + 1 NC	B	3SB36 01-0AA11		1	1 unit	102	0.100		
		Red	1 NO + 1 NC	B	3SB36 01-0AA21		1	1 unit	102	0.100		
		Yellow	1 NO + 1 NC	B	3SB36 01-0AA31		1	1 unit	102	0.100		
		Green	1 NO + 1 NC	B	3SB36 01-0AA41		1	1 unit	102	0.100		
		Blue	1 NO + 1 NC	B	3SB36 01-0AA51		1	1 unit	102	0.100		
		White	1 NO + 1 NC	B	3SB36 01-0AA61		1	1 unit	102	0.100		
		Clear	1 NO + 1 NC	C	3SB36 01-0AA71		1	1 unit	102	0.100		
	Illuminated pushbuttons with flat button	With integrated LED		24 AC/DC	Red ¹⁾	1 NC	▶	3SB36 46-0AA21	1	1 unit	102	0.100
		Yellow ¹⁾	1 NO	B	3SB36 45-0AA31	1	1 unit	102	0.100			
		Green ¹⁾	1 NO	▶	3SB36 45-0AA41	1	1 unit	102	0.100			
		Blue ¹⁾	1 NO	B	3SB36 45-0AA51	1	1 unit	102	0.100			
		White	1 NO	B	3SB36 45-0AA61	1	1 unit	102	0.100			
		Clear ¹⁾	1 NO	▶	3SB36 45-0AA71	1	1 unit	102	0.100			
		Red ¹⁾	1 NO + 1 NC	B	3SB36 47-0AA21	1	1 unit	102	0.110			
		Yellow ¹⁾	1 NO + 1 NC	B	3SB36 47-0AA31	1	1 unit	102	0.110			
		Green ¹⁾	1 NO + 1 NC	B	3SB36 47-0AA41	1	1 unit	102	0.110			
		Blue ¹⁾	1 NO + 1 NC	B	3SB36 47-0AA51	1	1 unit	102	0.110			
		White	1 NO + 1 NC	B	3SB36 47-0AA61	1	1 unit	102	0.110			
		Clear ¹⁾	1 NO + 1 NC	B	3SB36 47-0AA71	1	1 unit	102	0.110			
		With integrated LED		110 AC	Red ¹⁾	1 NC	B	3SB36 50-0AA21	1	1 unit	102	0.100
		Yellow ¹⁾	1 NO	B	3SB36 57-0AA31	1	1 unit	102	0.100			
		Green ¹⁾	1 NO	B	3SB36 57-0AA41	1	1 unit	102	0.100			
		Blue ¹⁾	1 NO	B	3SB36 57-0AA51	1	1 unit	102	0.100			
		White	1 NO	B	3SB36 57-0AA61	1	1 unit	102	0.100			
		Clear ¹⁾	1 NO	B	3SB36 57-0AA71	1	1 unit	102	0.100			
		Red ¹⁾	1 NO + 1 NC	B	3SB36 51-0AA21	1	1 unit	102	0.110			
		Yellow ¹⁾	1 NO + 1 NC	B	3SB36 51-0AA31	1	1 unit	102	0.110			
		Green ¹⁾	1 NO + 1 NC	B	3SB36 51-0AA41	1	1 unit	102	0.110			
		Blue ¹⁾	1 NO + 1 NC	D	3SB36 51-0AA51	1	1 unit	102	0.110			
		White	1 NO + 1 NC	B	3SB36 51-0AA61	1	1 unit	102	0.110			
		Clear ¹⁾	1 NO + 1 NC	D	3SB36 51-0AA71	1	1 unit	102	0.110			
		With integrated LED		230 AC	Red ¹⁾	1 NC	▶	3SB36 54-0AA21	1	1 unit	102	0.100
		Yellow ¹⁾	1 NO	B	3SB36 53-0AA31	1	1 unit	102	0.100			
		Green ¹⁾	1 NO	▶	3SB36 53-0AA41	1	1 unit	102	0.100			
		Blue ¹⁾	1 NO	B	3SB36 53-0AA51	1	1 unit	102	0.100			
		White	1 NO	B	3SB36 53-0AA61	1	1 unit	102	0.100			
		Clear ¹⁾	1 NO	▶	3SB36 53-0AA71	1	1 unit	102	0.100			
Red ¹⁾	1 NO + 1 NC	B	3SB36 55-0AA21	1	1 unit	102	0.110					
Yellow ¹⁾	1 NO + 1 NC	B	3SB36 55-0AA31	1	1 unit	102	0.110					
Green ¹⁾	1 NO + 1 NC	B	3SB36 55-0AA41	1	1 unit	102	0.110					
Blue ¹⁾	1 NO + 1 NC	D	3SB36 55-0AA51	1	1 unit	102	0.110					
White	1 NO + 1 NC	B	3SB36 55-0AA61	1	1 unit	102	0.110					
Clear ¹⁾	1 NO + 1 NC	B	3SB36 55-0AA71	1	1 unit	102	0.110					
With BA 9s lampholder (without lamp)		–	Red ¹⁾	1 NC	B	3SB36 07-0AA21	1	1 unit	102	0.100		
Amber ¹⁾	1 NO	D	3SB36 06-0AA01	1	1 unit	102	0.100					
Yellow ¹⁾	1 NO	B	3SB36 06-0AA31	1	1 unit	102	0.100					
Green ¹⁾	1 NO	B	3SB36 06-0AA41	1	1 unit	102	0.100					
Blue ¹⁾	1 NO	B	3SB36 06-0AA51	1	1 unit	102	0.100					
White	1 NO	B	3SB36 06-0AA61	1	1 unit	102	0.100					
Clear ¹⁾	1 NO	B	3SB36 06-0AA71	1	1 unit	102	0.100					
Amber ¹⁾	1 NO + 1 NC	C	3SB36 05-0AA01	1	1 unit	102	0.110					
Red ¹⁾	1 NO + 1 NC	B	3SB36 05-0AA21	1	1 unit	102	0.110					
Yellow ¹⁾	1 NO + 1 NC	B	3SB36 05-0AA31	1	1 unit	102	0.110					
Green ¹⁾	1 NO + 1 NC	B	3SB36 05-0AA41	1	1 unit	102	0.110					
Blue ¹⁾	1 NO + 1 NC	B	3SB36 05-0AA51	1	1 unit	102	0.110					
White	1 NO + 1 NC	B	3SB36 05-0AA61	1	1 unit	102	0.110					
Clear ¹⁾	1 NO + 1 NC	B	3SB36 05-0AA71	1	1 unit	102	0.110					

¹⁾ Inscription is possible by inserting a label.

3SB3 Pushbuttons and Indicator Lights, 22 mm

Actuators and Indicators, Metal, Round, 22 mm

Complete units


Version	Rated voltage of lamp	Color of handle	Contacts for front plate mounting	DT	Screw terminals 	PU (UNIT, SET, M)	PS*	PG	Weight per PU approx.
					Order No.	Price per PU		kg	

Pushbuttons



Illuminated pushbutton with flat button

Illuminated pushbuttons with flat button with solvent-resistant cap, cannot be inscribed by laser, with integrated LED	24 V AC/DC	Red ¹⁾	1 NC	B	3SB36 46-0AA21-0PA0	1	1 unit	102	0.100
		Yellow ¹⁾	1 NO	B	3SB36 45-0AA31-0PA0	1	1 unit	102	0.100
		Green ¹⁾	1 NO	B	3SB36 45-0AA41-0PA0	1	1 unit	102	0.100
		Blue ¹⁾	1 NO	B	3SB36 45-0AA51-0PA0	1	1 unit	102	0.100
		White	1 NO	B	3SB36 45-0AA61-0PA0	1	1 unit	102	0.100
		Clear ¹⁾	1 NO	B	3SB36 45-0AA71-0PA0	1	1 unit	102	0.100
	Red ¹⁾	24 V AC/DC	1 NO + 1 NC	B	3SB36 47-0AA21-0PA0	1	1 unit	102	0.110
			1 NO + 1 NC	B	3SB36 47-0AA31-0PA0	1	1 unit	102	0.110
			1 NO + 1 NC	B	3SB36 47-0AA41-0PA0	1	1 unit	102	0.110
			1 NO + 1 NC	B	3SB36 47-0AA51-0PA0	1	1 unit	102	0.110
			1 NO + 1 NC	B	3SB36 47-0AA61-0PA0	1	1 unit	102	0.110
			1 NO + 1 NC	B	3SB36 47-0AA71-0PA0	1	1 unit	102	0.110
			1 NO + 1 NC	B	3SB36 47-0AA21-0PA0	1	1 unit	102	0.110
			1 NO + 1 NC	B	3SB36 47-0AA31-0PA0	1	1 unit	102	0.110


Version	Rated voltage of lamp	Color of handle	Contacts for front plate mounting	DT	Spring-type terminals 	PU (UNIT, SET, M)	PS*	PG	Weight per PU approx.
					Order No.	Price per PU		kg	

Pushbuttons



Pushbutton with flat button

Pushbuttons with flat button	–	Black	1 NO	C	3SB36 02-0AA11-0CC0	1	1 unit	102	0.090
		Black	1 NC	C	3SB36 03-0AA11-0CC0	1	1 unit	102	0.090
		Red	1 NC	C	3SB36 03-0AA21-0CC0	1	1 unit	102	0.090
		Yellow	1 NO	C	3SB36 02-0AA31-0CC0	1	1 unit	102	0.090
		Green	1 NO	C	3SB36 02-0AA41-0CC0	1	1 unit	102	0.090
		Blue	1 NO	C	3SB36 02-0AA51-0CC0	1	1 unit	102	0.090
	Black	–	1 NO + 1 NC	C	3SB36 01-0AA11-0CC0	1	1 unit	102	0.100
			1 NO + 1 NC	C	3SB36 01-0AA21-0CC0	1	1 unit	102	0.100
			1 NO + 1 NC	C	3SB36 01-0AA31-0CC0	1	1 unit	102	0.100
			1 NO + 1 NC	C	3SB36 01-0AA41-0CC0	1	1 unit	102	0.100
			1 NO + 1 NC	C	3SB36 01-0AA51-0CC0	1	1 unit	102	0.100
			1 NO + 1 NC	C	3SB36 01-0AA61-0CC0	1	1 unit	102	0.100
			1 NO + 1 NC	C	3SB36 01-0AA11-0CC0	1	1 unit	102	0.100
			1 NO + 1 NC	C	3SB36 01-0AA21-0CC0	1	1 unit	102	0.100



Illuminated pushbutton with flat button

Illuminated pushbuttons with flat button	With integrated LED	24 AC/DC	Red ¹⁾	1 NC	C	3SB36 46-0AA21-0CC0	1	1 unit	102	0.100
			Yellow ¹⁾	1 NO	C	3SB36 45-0AA31-0CC0	1	1 unit	102	0.100
			Green ¹⁾	1 NO	C	3SB36 45-0AA41-0CC0	1	1 unit	102	0.100
			Blue ¹⁾	1 NO	C	3SB36 45-0AA51-0CC0	1	1 unit	102	0.100
			White	1 NO	C	3SB36 45-0AA61-0CC0	1	1 unit	102	0.100
			Clear ¹⁾	1 NO	C	3SB36 45-0AA71-0CC0	1	1 unit	102	0.100
	Red ¹⁾	24 AC/DC	1 NO + 1 NC	C	3SB36 47-0AA21-0CC0	1	1 unit	102	0.110	
			1 NO + 1 NC	C	3SB36 47-0AA31-0CC0	1	1 unit	102	0.110	
			1 NO + 1 NC	C	3SB36 47-0AA41-0CC0	1	1 unit	102	0.110	
			1 NO + 1 NC	C	3SB36 47-0AA51-0CC0	1	1 unit	102	0.110	
			1 NO + 1 NC	C	3SB36 47-0AA61-0CC0	1	1 unit	102	0.110	
			1 NO + 1 NC	C	3SB36 47-0AA71-0CC0	1	1 unit	102	0.110	
			1 NO + 1 NC	C	3SB36 47-0AA21-0CC0	1	1 unit	102	0.110	
			1 NO + 1 NC	C	3SB36 47-0AA31-0CC0	1	1 unit	102	0.110	
With integrated LED	230 AC	Red ¹⁾	1 NC	C	3SB36 54-0AA21-0CC0	1	1 unit	102	0.100	
		Yellow ¹⁾	1 NO	C	3SB36 53-0AA31-0CC0	1	1 unit	102	0.100	
		Green ¹⁾	1 NO	C	3SB36 53-0AA41-0CC0	1	1 unit	102	0.100	
		Blue ¹⁾	1 NO	C	3SB36 53-0AA51-0CC0	1	1 unit	102	0.100	
		White	1 NO	C	3SB36 53-0AA61-0CC0	1	1 unit	102	0.100	
	Red ¹⁾	230 AC	1 NO + 1 NC	C	3SB36 55-0AA21-0CC0	1	1 unit	102	0.110	
			1 NO + 1 NC	C	3SB36 55-0AA31-0CC0	1	1 unit	102	0.110	
			1 NO + 1 NC	C	3SB36 55-0AA41-0CC0	1	1 unit	102	0.110	
			1 NO + 1 NC	C	3SB36 55-0AA51-0CC0	1	1 unit	102	0.110	
			1 NO + 1 NC	C	3SB36 55-0AA61-0CC0	1	1 unit	102	0.110	
With BA 9s lampholder (without lamp)	–	Red ¹⁾	1 NC	C	3SB36 07-0AA21-0CC0	1	1 unit	102	0.100	
		Yellow ¹⁾	1 NO	C	3SB36 06-0AA31-0CC0	1	1 unit	102	0.100	
		Green ¹⁾	1 NO	C	3SB36 06-0AA41-0CC0	1	1 unit	102	0.100	
		Blue ¹⁾	1 NO	C	3SB36 06-0AA51-0CC0	1	1 unit	102	0.100	
		White	1 NO	C	3SB36 06-0AA61-0CC0	1	1 unit	102	0.100	
	Red ¹⁾	–	1 NO + 1 NC	C	3SB36 05-0AA21-0CC0	1	1 unit	102	0.110	
			1 NO + 1 NC	C	3SB36 05-0AA31-0CC0	1	1 unit	102	0.110	
			1 NO + 1 NC	C	3SB36 05-0AA41-0CC0	1	1 unit	102	0.110	
			1 NO + 1 NC	C	3SB36 05-0AA51-0CC0	1	1 unit	102	0.110	
			1 NO + 1 NC	C	3SB36 05-0AA61-0CC0	1	1 unit	102	0.110	
Red ¹⁾	–	1 NO + 1 NC	C	3SB36 05-0AA71-0CC0	1	1 unit	102	0.110		
		1 NO + 1 NC	C	3SB36 05-0AA21-0CC0	1	1 unit	102	0.110		
		1 NO + 1 NC	C	3SB36 05-0AA31-0CC0	1	1 unit	102	0.110		
		1 NO + 1 NC	C	3SB36 05-0AA41-0CC0	1	1 unit	102	0.110		
		1 NO + 1 NC	C	3SB36 05-0AA51-0CC0	1	1 unit	102	0.110		


¹⁾ Inscription is possible by inserting a label.

* You can order this quantity or a multiple thereof.


3SB3 Pushbuttons and Indicator Lights, 22 mm

Actuators and Indicators, Metal, Round, 22 mm

Complete units

Version	Color of handle	Contacts for front plate mounting	DT	Screw terminals 	PU (UNIT, SET, M)	PS*	PG	Weight per PU approx.
				Order No.	Price per PU		kg	


Mushroom pushbuttons











Mushroom push-pull button


Mushroom push-pull buttons, Ø 40 mm, latching With pull-to-unlatch mechanism	Red	1 NC	B	3SB36 03-1CA21	1	1 unit	102	0.100
		1 NO + 1 NC	B	3SB36 01-1CA21	1	1 unit	102	0.107

EMERGENCY-STOP control devices acc. to ISO 13850, with yellow name plate, Ø 80 mm, with inscription. Can also be used with 3TK28 safety relays




EMERGENCY-STOP mushroom pushbutton
Rotate-to-unlatch mechanism

Mushroom pushbuttons, Ø 40 mm with positive latching German inscription "NOT-HALT"	With rotate-to-unlatch mechanism	Red	1 NC	 1) B	3SB36 03-1HA20	1	1 unit	102	0.130
			1 NO + 1 NC	 1) B	3SB36 01-1HA20	1	1 unit	102	0.140
	With pull-to-unlatch mechanism	Red	1 NC	 1) B	3SB36 03-1TA20	1	1 unit	102	0.130
			1 NO + 1 NC	 1) B	3SB36 01-1TA20	1	1 unit	102	0.140
English inscription "EMERGENCY STOP"	With rotate-to-unlatch mechanism	Red	1 NC	 1) B	3SB36 03-1HR20	1	1 unit	102	0.130
			1 NO + 1 NC	 1) B	3SB36 01-1HR20	1	1 unit	102	0.140
	With pull-to-unlatch mechanism	Red	1 NC	 1) B	3SB36 03-1TR20	1	1 unit	102	0.140
			1 NO + 1 NC	 1) B	3SB36 01-1TR20	1	1 unit	102	0.140

Version	Color of handle	Contacts for front plate mounting	DT	Spring-type terminals 	PU (UNIT, SET, M)	PS*	PG	Weight per PU approx.
				Order No.	Price per PU		kg	


Mushroom pushbuttons








Mushroom push-pull button

Mushroom push-pull buttons, Ø 40 mm, latching With pull-to-unlatch mechanism	Red	1 NC	C	3SB36 03-1CA21-0CC0	1	1 unit	102	0.100
		1 NO + 1 NC	C	3SB36 01-1CA21-0CC0	1	1 unit	102	0.107

EMERGENCY-STOP control devices acc. to ISO 13850, with yellow name plate, Ø 80 mm, with inscription. Can also be used with 3TK28 safety relays



EMERGENCY-STOP mushroom pushbutton
Pull-to-unlatch mechanism


Mushroom pushbuttons, Ø 40 mm with positive latching German inscription "NOT-HALT"	With rotate-to-unlatch mechanism	Red	1 NC	 1) B	3SB36 03-1HA20-0CC0	1	1 unit	102	0.130
			1 NO + 1 NC	 1) B	3SB36 01-1HA20-0CC0	1	1 unit	102	0.140
	With pull-to-unlatch mechanism	Red	1 NC	 1) B	3SB36 03-1TA20-0CC0	1	1 unit	102	0.130
			1 NO + 1 NC	 1) B	3SB36 01-1TA20-0CC0	1	1 unit	102	0.140
		1 NC + 1 NC	 1) B	3SB36 11-1TA20-0CC0	1	1 unit	102	0.131	

1) Positive opening according to IEC 60947-5-1, Appendix K.

3SB3 Pushbuttons and Indicator Lights, 22 mm

Actuators and Indicators, Metal, Round, 22 mm





Complete units

Version	Color of handle / Lock No.	Contacts for front plate mounting	DT	Screw terminals 	PU (UNIT, SET, M)	PS*	PG	Weight per PU approx.
				Order No.	Price per PU		kg	

Selector switches and key-operated switches




Selector switch

Selector switches, 2 switch positions Switching sequence O-I, 50° operating angle, latching 	Black, standard version	1 NO 1 NO + 1 NC	▶ B	3SB36 02-2KA11 3SB36 01-2KA11	1 1	1 unit 1 unit	102 102	0.100 0.100
	Black, heavy-duty version	1 NO 1 NO + 1 NC	C C	3SB36 02-2PA11 3SB36 01-2PA11	1 1	1 unit 1 unit	102 102	0.110 0.120
Selector switches 3 switch positions Switching sequ. I-O-II, 2 x 50° operating angle, latching 	Black, standard version	1 NO, 1 NO 1 NO + 1 NC, 1 NO + 1 NC	▶ ▶	3SB36 10-2DA11 3SB36 08-2DA11	1 1	1 unit 1 unit	102 102	0.120 0.120
	Black, heavy-duty version	1 NO, 1 NO 1 NO + 1 NC, 1 NO + 1 NC	C C	3SB36 10-2SA11 3SB36 08-2SA11	1 1	1 unit 1 unit	102 102	0.130 0.130
Momentary contact type 	Black, standard version	1 NO, 1 NO 1 NO + 1 NC, 1 NO + 1 NC	▶ B	3SB36 10-2EA11 3SB36 08-2EA11	1 1	1 unit 1 unit	102 102	0.110 0.110
	Black, heavy-duty version	1 NO, 1 NO 1 NO + 1 NC, 1 NO + 1 NC	C C	3SB36 10-2TA11 3SB36 08-2TA11	1 1	1 unit 1 unit	102 102	0.140 0.140
RONIS key-operated switches, 2 switch positions With 2 keys, removal position O + I, switching sequence O-I, 50° operating angle, latching 	SB 30	1 NO 1 NO + 1 NC	▶ B	3SB36 02-4AD11 3SB36 01-4AD11	1 1	1 unit 1 unit	102 102	0.120 0.130





RONIS key-operated switch

Version	Color of handle / Lock No.	Contacts for front plate mounting	DT	Spring-type terminals 	PU (UNIT, SET, M)	PS*	PG	Weight per PU approx.
				Order No.	Price per PU		kg	

Selector switches and key-operated switches



Selector switch

Selector switches, 2 switch positions Switching sequence O-I, 50° operating angle, latching 	Black, standard version	1 NO 1 NO + 1 NC	C C	3SB36 02-2KA11-0CC0 3SB36 01-2KA11-0CC0	1 1	1 unit 1 unit	102 102	0.100 0.100
	Black, standard version	1 NO, 1 NO 1 NO + 1 NC, 1 NO + 1 NC	C C	3SB36 10-2DA11-0CC0 3SB36 08-2DA11-0CC0	1 1	1 unit 1 unit	102 102	0.120 0.120
Momentary contact type 	Black, standard version	1 NO, 1 NO 1 NO + 1 NC, 1 NO + 1 NC	C C	3SB36 10-2EA11-0CC0 3SB36 08-2EA11-0CC0	1 1	1 unit 1 unit	102 102	0.110 0.110
	SB 30	1 NO 1 NO + 1 NC	C C	3SB36 02-4AD11-0CC0 3SB36 01-4AD11-0CC0	1 1	1 unit 1 unit	102 102	0.120 0.130







RONIS key-operated switch

3SB3 Pushbuttons and Indicator Lights, 22 mm

Actuators and Indicators, Metal, Round, 22 mm

Complete units

Version	Rated voltage of lamp	Color of lens	DT	Screw terminals		PU (UNIT, SET, M)	PS*	PG	Weight per PU approx.
				Order No.	Price per PU				kg
Signaling devices									
 Indicator light	Indicator lights with lens with concentric rings ¹⁾ With integrated LED	24 AC/DC	Red	▶	3SB36 44-6BA20	1	1 unit	102	0.080
			Yellow	B	3SB36 44-6BA30	1	1 unit	102	0.080
			Green	▶	3SB36 44-6BA40	1	1 unit	102	0.080
			Blue	B	3SB36 44-6BA50	1	1 unit	102	0.080
			White	▶	3SB36 44-6BA60	1	1 unit	102	0.080
			Clear	▶	3SB36 44-6BA70	1	1 unit	102	0.080
	110 AC	Red	B	3SB36 48-6BA20	1	1 unit	102	0.080	
		Yellow	B	3SB36 48-6BA30	1	1 unit	102	0.080	
		Green	B	3SB36 48-6BA40	1	1 unit	102	0.080	
		Blue	B	3SB36 48-6BA50	1	1 unit	102	0.080	
		White	B	3SB36 48-6BA60	1	1 unit	102	0.080	
		Clear	B	3SB36 48-6BA70	1	1 unit	102	0.080	
	230 AC	Red	▶	3SB36 52-6BA20	1	1 unit	102	0.080	
		Yellow	B	3SB36 52-6BA30	1	1 unit	102	0.080	
		Green	▶	3SB36 52-6BA40	1	1 unit	102	0.080	
		Blue	B	3SB36 52-6BA50	1	1 unit	102	0.080	
		White	B	3SB36 52-6BA60	1	1 unit	102	0.080	
		Clear	▶	3SB36 52-6BA70	1	1 unit	102	0.080	
	With BA 9s lamp-holder, (without lamp)	Red	B	3SB36 04-6BA20	1	1 unit	102	0.080	
		Yellow	B	3SB36 04-6BA30	1	1 unit	102	0.080	
Green		B	3SB36 04-6BA40	1	1 unit	102	0.080		
Blue		B	3SB36 04-6BA50	1	1 unit	102	0.080		
White		B	3SB36 04-6BA60	1	1 unit	102	0.080		
Clear		B	3SB36 04-6BA70	1	1 unit	102	0.080		

Version	Rated voltage of lamp	Color of lens	DT	Spring-type terminals		PU (UNIT, SET, M)	PS*	PG	Weight per PU approx.
				Order No.	Price per PU				kg
Signaling devices									
 Indicator light	Indicator lights with lens with concentric rings ¹⁾ With integrated LED	24 AC/DC	Red	C	3SB36 44-6BA20-0CC0	1	1 unit	102	0.080
			Yellow	C	3SB36 44-6BA30-0CC0	1	1 unit	102	0.080
			Green	C	3SB36 44-6BA40-0CC0	1	1 unit	102	0.080
			Blue	C	3SB36 44-6BA50-0CC0	1	1 unit	102	0.080
			White	C	3SB36 44-6BA60-0CC0	1	1 unit	102	0.080
			Clear	C	3SB36 44-6BA70-0CC0	1	1 unit	102	0.080
	110 AC	Red	B	3SB36 48-6BA20-0CC0	1	1 unit	102	0.080	
		Yellow	B	3SB36 48-6BA30-0CC0	1	1 unit	102	0.080	
		Green	B	3SB36 48-6BA40-0CC0	1	1 unit	102	0.080	
		Blue	B	3SB36 48-6BA50-0CC0	1	1 unit	102	0.080	
		White	B	3SB36 48-6BA60-0CC0	1	1 unit	102	0.080	
		Clear	B	3SB36 48-6BA70-0CC0	1	1 unit	102	0.080	
	230 AC	Red	C	3SB36 52-6BA20-0CC0	1	1 unit	102	0.080	
		Yellow	C	3SB36 52-6BA30-0CC0	1	1 unit	102	0.080	
		Green	C	3SB36 52-6BA40-0CC0	1	1 unit	102	0.080	
		Blue	C	3SB36 52-6BA50-0CC0	1	1 unit	102	0.080	
		White	C	3SB36 52-6BA60-0CC0	1	1 unit	102	0.080	
		Clear	C	3SB36 52-6BA70-0CC0	1	1 unit	102	0.080	
	With BA 9s lamp-holder, (without lamp)	Red	C	3SB36 04-6BA20-0CC0	1	1 unit	102	0.080	
		Yellow	C	3SB36 04-6BA30-0CC0	1	1 unit	102	0.080	
Green		C	3SB36 04-6BA40-0CC0	1	1 unit	102	0.080		
Blue		C	3SB36 04-6BA50-0CC0	1	1 unit	102	0.080		
White		C	3SB36 04-6BA60-0CC0	1	1 unit	102	0.080		
Clear		C	3SB36 04-6BA70-0CC0	1	1 unit	102	0.080		







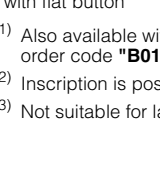


¹⁾ Inscription by inserting a label is not possible.

3SB3 Pushbuttons and Indicator Lights, 22 mm

Actuators and Indicators, Metal, Round, 22 mm

Actuators and indicators

Selection and ordering data

Version	Inscription	Color of handle	DT	Order No.	Price per PU	PU (UNIT, SET, M)	PS*	PG	Weight per PU approx. kg	
Pushbuttons with holder¹⁾										
	Pushbuttons with flat button	Black	▶	3SB35 00-0AA11		1	1 unit	102	0.080	
		Red	▶	3SB35 00-0AA21		1	1 unit	102	0.080	
		Yellow	B	3SB35 00-0AA31		1	1 unit	102	0.080	
		Green	▶	3SB35 00-0AA41		1	1 unit	102	0.080	
		Blue	B	3SB35 00-0AA51		1	1 unit	102	0.080	
		White	▶	3SB35 00-0AA61		1	1 unit	102	0.080	
		Gray	B	3SB35 00-0AB51		1	1 unit	102	0.080	
		Clear ²⁾	B	3SB35 00-0AA71		1	1 unit	102	0.080	
		I	Green	B	3SB35 00-0AA81		1	1 unit	102	0.080
		O	Red	B	3SB35 00-0AB01		1	1 unit	102	0.080
	Pushbuttons with raised button	White	B	3SB35 00-0AB11		1	1 unit	102	0.080	
		Black	B	3SB35 00-0AB21		1	1 unit	102	0.080	
		Blue	B	3SB35 00-0AC81		1	1 unit	102	0.080	
		Black	B	3SB35 00-0AB21		1	1 unit	102	0.080	
		Blue	B	3SB35 00-0AC81		1	1 unit	102	0.080	
		Black	B	3SB35 00-0BA11		1	1 unit	102	0.080	
		Red	B	3SB35 00-0BA21		1	1 unit	102	0.080	
		Yellow	B	3SB35 00-0BA31		1	1 unit	102	0.080	
		Green	B	3SB35 00-0BA41		1	1 unit	102	0.080	
		Blue	B	3SB35 00-0BA51		1	1 unit	102	0.080	
	Pushbuttons with raised front ring (height 15.5 mm)	White	B	3SB35 00-0BA61		1	1 unit	102	0.080	
		Black	B	3SB35 00-0AA12		1	1 unit	102	0.080	
		Red	B	3SB35 00-0AA22		1	1 unit	102	0.080	
		Yellow	B	3SB35 00-0AA32		1	1 unit	102	0.080	
		Green	B	3SB35 00-0AA42		1	1 unit	102	0.080	
		Blue	B	3SB35 00-0AA52		1	1 unit	102	0.080	
	Illuminated pushbuttons with flat button (including holder for 3 elements)	White	B	3SB35 00-0AA62		1	1 unit	102	0.080	
		Amber ²⁾	D	3SB35 01-0AA01		1	1 unit	102	0.080	
		Red ²⁾	▶	3SB35 01-0AA21		1	1 unit	102	0.080	
		Yellow ²⁾	B	3SB35 01-0AA31		1	1 unit	102	0.080	
		Green ²⁾	▶	3SB35 01-0AA41		1	1 unit	102	0.080	
		Blue ²⁾	B	3SB35 01-0AA51		1	1 unit	102	0.080	
	Illuminated pushbuttons with flat button with solvent-resistant cap³⁾ (including holder for 3 elements)	White	B	3SB35 01-0AA61		1	1 unit	102	0.080	
		Clear ²⁾	▶	3SB35 01-0AA71		1	1 unit	102	0.080	
		Red ²⁾	C	3SB35 01-0AA21-0PA0		1	1 unit	102	0.080	
		Yellow ²⁾	C	3SB35 01-0AA31-0PA0		1	1 unit	102	0.080	
		Green ²⁾	C	3SB35 01-0AA41-0PA0		1	1 unit	102	0.080	
		Blue ²⁾	C	3SB35 01-0AA51-0PA0		1	1 unit	102	0.080	
	Illuminated pushbuttons with raised button (including holder for 3 elements)	White	C	3SB35 01-0AA61-0PA0		1	1 unit	102	0.080	
		Clear ²⁾	C	3SB35 01-0AA71-0PA0		1	1 unit	102	0.080	
		Amber	D	3SB35 01-0BA01		1	1 unit	102	0.080	
		Red	B	3SB35 01-0BA21		1	1 unit	102	0.080	
		Yellow	B	3SB35 01-0BA31		1	1 unit	102	0.080	
		Green	B	3SB35 01-0BA41		1	1 unit	102	0.080	
	Pushbuttons with flat button, latching (Unlatches by pressing again)	Blue	B	3SB35 01-0BA51		1	1 unit	102	0.080	
		Clear	B	3SB35 01-0BA71		1	1 unit	102	0.080	
		Black	B	3SB35 00-0DA11		1	1 unit	102	0.080	
		Red	B	3SB35 00-0DA21		1	1 unit	102	0.080	
		Yellow	B	3SB35 00-0DA31		1	1 unit	102	0.080	
		Green	B	3SB35 00-0DA41		1	1 unit	102	0.080	
	Pushbuttons with flat button, latching (Unlatches by pressing again (including holder for 3 elements))	Blue	B	3SB35 00-0DA51		1	1 unit	102	0.080	
		White	B	3SB35 00-0DA61		1	1 unit	102	0.080	
		Gray	B	3SB35 00-0DB51		1	1 unit	102	0.077	
		Amber ²⁾	D	3SB35 01-0DA01		1	1 unit	102	0.080	
		Red ²⁾	B	3SB35 01-0DA21		1	1 unit	102	0.080	
		Yellow ²⁾	B	3SB35 01-0DA31		1	1 unit	102	0.080	
	Illuminated pushbuttons with flat button, latching (Unlatches by pressing again (including holder for 3 elements))	Green ²⁾	B	3SB35 01-0DA41		1	1 unit	102	0.080	
		Blue ²⁾	B	3SB35 01-0DA51		1	1 unit	102	0.080	
		White	B	3SB35 01-0DA61		1	1 unit	102	0.080	
		Clear ²⁾	B	3SB35 01-0DA71		1	1 unit	102	0.080	

1) Also available without holder. Supplement Order No. with "-Z" and quote order code "B01". Price reduction on request.

2) Inscription is possible by inserting a label.

3) Not suitable for laser inscription.

3SB3 Pushbuttons and Indicator Lights, 22 mm

Actuators and Indicators, Metal, Round, 22 mm

Actuators and indicators

Version	Color of handle	DT	Order No.	Price per PU	PU (UNIT, SET, M)	PS*	PG	Weight per PU approx. kg	
Mushroom pushbuttons with holder¹⁾									
	Mushroom pushbuttons, Ø 30 mm		Black B	3SB35 00-1DA11		1	1 unit	102	0.080
			Red B	3SB35 00-1DA21		1	1 unit	102	0.080
			Yellow B	3SB35 00-1DA31		1	1 unit	102	0.080
			Green B	3SB35 00-1DA41		1	1 unit	102	0.080
	Mushroom pushbuttons, Ø 40 mm		Black B	3SB35 00-1GA11		1	1 unit	102	0.085
			Red B	3SB35 00-1GA21		1	1 unit	102	0.085
			Yellow B	3SB35 00-1GA31		1	1 unit	102	0.085
			Green B	3SB35 00-1GA41		1	1 unit	102	0.085
	Mushroom pushbuttons, Ø 60 mm		Black B	3SB35 00-1QA11		1	1 unit	102	0.090
			Red B	3SB35 00-1QA21		1	1 unit	102	0.090
			Yellow B	3SB35 00-1QA31		1	1 unit	102	0.090
			Green B	3SB35 00-1QA41		1	1 unit	102	0.090
	Illuminated mushroom pushbuttons, Ø 30 mm (including holder for 3 elements)		Amber D	3SB35 01-1DA01		1	1 unit	102	0.080
			Yellow B	3SB35 01-1DA31		1	1 unit	102	0.080
			Green B	3SB35 01-1DA41		1	1 unit	102	0.080
			White B	3SB35 01-1DA61		1	1 unit	102	0.080
	Illuminated mushroom pushbuttons, Ø 40 mm (including holder for 3 elements)		Amber D	3SB35 01-1GA01		1	1 unit	102	0.085
			Yellow B	3SB35 01-1GA31		1	1 unit	102	0.085
			Green B	3SB35 01-1GA41		1	1 unit	102	0.085
			White B	3SB35 01-1GA61		1	1 unit	102	0.085
	Illuminated mushroom pushbuttons, Ø 60 mm (including holder for 3 elements)		Amber D	3SB35 01-1QA01		1	1 unit	102	0.090
			Yellow B	3SB35 01-1QA31		1	1 unit	102	0.090
			Green B	3SB35 01-1QA41		1	1 unit	102	0.090
			White B	3SB35 01-1QA61		1	1 unit	102	0.090
	Push-pull buttons, Ø 30 mm, latching, with pull-to-unlatch		Black B	3SB35 00-1EA11		1	1 unit	102	0.080
			Red B	3SB35 00-1EA21		1	1 unit	102	0.080
	Push-pull buttons, Ø 40 mm, latching, with pull-to-unlatch		Black B	3SB35 00-1CA11		1	1 unit	102	0.085
			Red B	3SB35 00-1CA21		1	1 unit	102	0.085
			Yellow B	3SB35 00-1CA31		1	1 unit	102	0.085
			Green D	3SB35 00-1CA41		1	1 unit	102	0.085
	Push-pull buttons, Ø 60 mm, latching, with pull-to-unlatch		Black B	3SB35 00-1RA11		1	1 unit	102	0.090
			Red B	3SB35 00-1RA21		1	1 unit	102	0.090
	Push-pull buttons, Ø 30 mm, latching, with pull-to-unlatch, can be illuminated, (including holder for 3 elements)		Amber D	3SB35 01-1EA01		1	1 unit	102	0.080
			Red B	3SB35 01-1EA21		1	1 unit	102	0.080
			Yellow B	3SB35 01-1EA31		1	1 unit	102	0.080
			Green B	3SB35 01-1EA41		1	1 unit	102	0.080
	Push-pull buttons, Ø 30 mm, latching, with pull-to-unlatch, can be illuminated, (including holder for 3 elements)		Blue B	3SB35 01-1EA51		1	1 unit	102	0.080
			Clear B	3SB35 01-1EA71		1	1 unit	102	0.080
	Push-pull buttons, Ø 40 mm, latching, with pull-to-unlatch, can be illuminated, (including holder for 3 elements)		Amber D	3SB35 01-1CA01		1	1 unit	102	0.085
			Red B	3SB35 01-1CA21		1	1 unit	102	0.085
			Yellow B	3SB35 01-1CA31		1	1 unit	102	0.085
			Green B	3SB35 01-1CA41		1	1 unit	102	0.085
	Push-pull buttons, Ø 40 mm, latching, with pull-to-unlatch, can be illuminated, (including holder for 3 elements)		Blue B	3SB35 01-1CA51		1	1 unit	102	0.085
			Clear B	3SB35 01-1CA71		1	1 unit	102	0.085
	Push-pull buttons, Ø 60 mm, latching, with pull-to-unlatch, can be illuminated, (including holder for 3 elements)		Amber D	3SB35 01-1RA01		1	1 unit	102	0.090
			Red B	3SB35 01-1RA21		1	1 unit	102	0.090
			Yellow B	3SB35 01-1RA31		1	1 unit	102	0.090
			Green D	3SB35 01-1RA41		1	1 unit	102	0.090
		Blue B	3SB35 01-1RA51		1	1 unit	102	0.090	
		Clear D	3SB35 01-1RA71		1	1 unit	102	0.090	

¹⁾ Also available without holder. Supplement Order No. with "-Z" and quote order code "B01". Price reduction on request.

3SB3 Pushbuttons and Indicator Lights, 22 mm

Actuators and Indicators, Metal, Round, 22 mm

Actuators and indicators

Version	Version Illumination	Color of handle	DT	Order No.	Price per PU	PU (UNIT, SET, M)	PS*	PG	Weight per PU approx. kg
---------	----------------------	-----------------	----	-----------	--------------	-------------------	-----	----	--------------------------

Selector switches with holders

Selector switches with 2 switch positions



Selector switch, 2 switch positions, standard version, 90°

Switching sequence O-I, 90° operating angle, latching



Selector switch, 2 switch positions, standard version, 50°

Switching sequence O-I, 50° operating angle, latching



Selector switch, 2 switch positions, heavy-duty version



Selector switch, 2 switch positions, long handle




Non-illuminated, standard version¹⁾	Black	▶	3SB35 00-2HA11	1	1 unit	102	0.080
	Red	A	3SB35 00-2HA21	1	1 unit	102	0.080
	Green	D	3SB35 00-2HA41	1	1 unit	102	0.080
	White	B	3SB35 00-2HA61	1	1 unit	102	0.080
Non-illuminated, with solvent-resistant cap¹⁾	Black	B	3SB35 00-2HA11-0PA0	1	1 unit	102	0.080
	Red	B	3SB35 00-2HA21-0PA0	1	1 unit	102	0.080
	Green	B	3SB35 00-2HA41-0PA0	1	1 unit	102	0.080
Illuminated, standard version¹⁾, (including holder for 3 elements)	Amber	C	3SB35 01-2HA01	1	1 unit	102	0.100
	Red	C	3SB35 01-2HA21	1	1 unit	102	0.100
	Yellow	C	3SB35 01-2HA31	1	1 unit	102	0.100
	Green	C	3SB35 01-2HA41	1	1 unit	102	0.100
	Blue	C	3SB35 01-2HA51	1	1 unit	102	0.100
	Clear	C	3SB35 01-2HA71	1	1 unit	102	0.100
Non-illuminated, standard version¹⁾	Black	▶	3SB35 00-2KA11	1	1 unit	102	0.080
	Red	B	3SB35 00-2KA21	1	1 unit	102	0.080
	Green	B	3SB35 00-2KA41	1	1 unit	102	0.080
	White	B	3SB35 00-2KA61	1	1 unit	102	0.080
Non-illuminated, with solvent-resistant cap¹⁾	Black	B	3SB35 00-2KA11-0PA0	1	1 unit	102	0.080
	Red	B	3SB35 00-2KA21-0PA0	1	1 unit	102	0.080
	Green	B	3SB35 00-2KA41-0PA0	1	1 unit	102	0.080
Illuminated, standard version¹⁾, (including holder for 3 elements)	Amber	D	3SB35 01-2KA01	1	1 unit	102	0.080
	Red	B	3SB35 01-2KA21	1	1 unit	102	0.080
	Yellow	B	3SB35 01-2KA31	1	1 unit	102	0.080
	Green	B	3SB35 01-2KA41	1	1 unit	102	0.080
	Blue	B	3SB35 01-2KA51	1	1 unit	102	0.080
	Clear	B	3SB35 01-2KA71	1	1 unit	102	0.080
Illuminated, with solvent-resistant cap¹⁾, (including holder for 3 elements)	Red	B	3SB35 01-2KA21-0PA0	1	1 unit	102	0.080
	Green	B	3SB35 01-2KA41-0PA0	1	1 unit	102	0.080
	Blue	B	3SB35 01-2KA51-0PA0	1	1 unit	102	0.080
	Clear	B	3SB35 01-2KA71-0PA0	1	1 unit	102	0.080
Non-illuminated, heavy-duty version	Black	B	3SB35 00-2PA11	1	1 unit	102	0.110
	Red	C	3SB35 00-2PA21	1	1 unit	102	0.110
	Green	C	3SB35 00-2PA41	1	1 unit	102	0.110
	White	C	3SB35 00-2PA61	1	1 unit	102	0.110
Illuminated, heavy-duty version, (including holder for 3 elements)	Amber	C	3SB35 01-2PA01	1	1 unit	102	0.110
	Red	C	3SB35 01-2PA21	1	1 unit	102	0.110
	Yellow	C	3SB35 01-2PA31	1	1 unit	102	0.110
	Green	C	3SB35 01-2PA41	1	1 unit	102	0.110
	Blue	C	3SB35 01-2PA51	1	1 unit	102	0.110
	Clear	C	3SB35 01-2PA71	1	1 unit	102	0.110
Non-illuminated, long handle	Black	C	3SB35 00-3PA11	1	1 unit	102	0.110
	Red	C	3SB35 00-3PA21	1	1 unit	102	0.110
	Green	C	3SB35 00-3PA41	1	1 unit	102	0.110
	White	C	3SB35 00-3PA61	1	1 unit	102	0.110
Illuminated, long handle, (including holder for 3 elements)	Red	C	3SB35 01-3PA21	1	1 unit	102	0.110
	Yellow	C	3SB35 01-3PA31	1	1 unit	102	0.110
	Green	C	3SB35 01-3PA41	1	1 unit	102	0.110
	Blue	C	3SB35 01-3PA51	1	1 unit	102	0.110
	Clear	C	3SB35 01-3PA71	1	1 unit	102	0.110

¹⁾ Also available without holder. Supplement Order No. with "-Z" and quote order code "B01". Price reduction on request.

3SB3 Pushbuttons and Indicator Lights, 22 mm

Actuators and Indicators, Metal, Round, 22 mm

Actuators and indicators






Version	Version Illumination	Color of handle	DT	Order No.	Price per PU	PU (UNIT, SET, M)	PS*	PG	Weight per PU approx. kg	
Selector switches with holders										
Selector switches with 2 switch positions										
 <p>Selector switch, 2 switch positions, standard version</p>	Switching sequence O-I, 50° operating angle, momentary contact type	Non-illuminated, standard version¹⁾	Black	▶	3SB35 00-2LA11		1	1 unit	102	0.080
			Red	B	3SB35 00-2LA21		1	1 unit	102	0.080
			Green	B	3SB35 00-2LA41		1	1 unit	102	0.080
			White	B	3SB35 00-2LA61		1	1 unit	102	0.080
	Non-illuminated, with solvent-resistant cap¹⁾	Black	B	3SB35 00-2LA11-0PA0		1	1 unit	102	0.080	
		Red	B	3SB35 00-2LA21-0PA0		1	1 unit	102	0.080	
		Green	B	3SB35 00-2LA41-0PA0		1	1 unit	102	0.080	
		Clear	B	3SB35 00-2LA71-0PA0		1	1 unit	102	0.080	
	Illuminated, standard version¹⁾, (including holder for 3 elements)	Amber	D	3SB35 01-2LA01		1	1 unit	102	0.080	
		Red	B	3SB35 01-2LA21		1	1 unit	102	0.080	
		Yellow	B	3SB35 01-2LA31		1	1 unit	102	0.080	
		Green	B	3SB35 01-2LA41		1	1 unit	102	0.080	
Blue		B	3SB35 01-2LA51		1	1 unit	102	0.080		
Clear		B	3SB35 01-2LA71		1	1 unit	102	0.080		
Illuminated, with solvent-resistant cap¹⁾, (including holder for 3 elements)	Red	B	3SB35 01-2LA21-0PA0		1	1 unit	102	0.080		
	Green	B	3SB35 01-2LA41-0PA0		1	1 unit	102	0.080		
	Blue	B	3SB35 01-2LA51-0PA0		1	1 unit	102	0.080		
	Clear	B	3SB35 01-2LA71-0PA0		1	1 unit	102	0.080		
 <p>Selector switch, 2 switch positions, heavy-duty version</p>	Non-illuminated, heavy-duty version	Black	C	3SB35 00-2QA11		1	1 unit	102	0.100	
		Red	C	3SB35 00-2QA21		1	1 unit	102	0.100	
		Green	C	3SB35 00-2QA41		1	1 unit	102	0.100	
		White	C	3SB35 00-2QA61		1	1 unit	102	0.100	
Illuminated, heavy-duty version, (including holder for 3 elements)	Amber	C	3SB35 01-2QA01		1	1 unit	102	0.100		
	Red	C	3SB35 01-2QA21		1	1 unit	102	0.100		
	Yellow	C	3SB35 01-2QA31		1	1 unit	102	0.100		
	Green	C	3SB35 01-2QA41		1	1 unit	102	0.100		
	Blue	C	3SB35 01-2QA51		1	1 unit	102	0.100		
	Clear	C	3SB35 01-2QA71		1	1 unit	102	0.100		
 <p>Selector switch, 2 switch positions, long handle</p>	Non-illuminated, long handle	Black	C	3SB35 00-3QA11		1	1 unit	102	0.100	
		Red	C	3SB35 00-3QA21		1	1 unit	102	0.100	
		Green	C	3SB35 00-3QA41		1	1 unit	102	0.100	
		White	C	3SB35 00-3QA61		1	1 unit	102	0.100	
Illuminated, long handle, (including holder for 3 elements)	Red	C	3SB35 01-3QA21		1	1 unit	102	0.100		
	Yellow	C	3SB35 01-3QA31		1	1 unit	102	0.100		
	Green	C	3SB35 01-3QA41		1	1 unit	102	0.100		
	Blue	C	3SB35 01-3QA51		1	1 unit	102	0.100		
	Clear	C	3SB35 01-3QA71		1	1 unit	102	0.100		

¹⁾ Also available without holder. Supplement Order No. with "-Z" and quote order code "B01". Price reduction on request.

3SB3 Pushbuttons and Indicator Lights, 22 mm

Actuators and Indicators, Metal, Round, 22 mm

Actuators and indicators

Version	Version Illumination	Color of handle	DT	Order No.	Price per PU	PU (UNIT, SET, M)	PS*	PG	Weight per PU approx. kg
Selector switches with holders									
Selector switches with 3 switch positions									
 <p>Selector switch, 3 switch positions, standard version</p>	Switching sequence I-O-II, 2 x 50° operating angle, latching	Non-illuminated, standard version¹⁾	Black	▶	3SB35 00-2DA11	1	1 unit	102	0.080
			Red	B	3SB35 00-2DA21	1	1 unit	102	0.080
			Green	B	3SB35 00-2DA41	1	1 unit	102	0.080
			White	B	3SB35 00-2DA61	1	1 unit	102	0.080
		Non-illuminated, with solvent-resistant cap¹⁾	Black	B	3SB35 00-2DA11-0PA0	1	1 unit	102	0.080
			Red	B	3SB35 00-2DA21-0PA0	1	1 unit	102	0.080
			Green	B	3SB35 00-2DA41-0PA0	1	1 unit	102	0.080
			White	B	3SB35 00-2DA61-0PA0	1	1 unit	102	0.080
		Illuminated, standard version¹⁾ (including holder for 3 elements)	Amber	D	3SB35 01-2DA01	1	1 unit	102	0.080
			Red	B	3SB35 01-2DA21	1	1 unit	102	0.080
			Yellow	B	3SB35 01-2DA31	1	1 unit	102	0.080
			Green	B	3SB35 01-2DA41	1	1 unit	102	0.080
Blue			B	3SB35 01-2DA51	1	1 unit	102	0.080	
Clear			B	3SB35 01-2DA71	1	1 unit	102	0.080	
Illuminated, with solvent-resistant cap¹⁾ (including holder for 3 elements)	Red	B	3SB35 01-2DA21-0PA0	1	1 unit	102	0.080		
	Green	B	3SB35 01-2DA41-0PA0	1	1 unit	102	0.080		
	Blue	B	3SB35 01-2DA51-0PA0	1	1 unit	102	0.080		
	Clear	B	3SB35 01-2DA71-0PA0	1	1 unit	102	0.080		
	Non-illuminated, heavy-duty version	Black	B	3SB35 00-2SA11	1	1 unit	102	0.100	
		Red	C	3SB35 00-2SA21	1	1 unit	102	0.100	
		Green	C	3SB35 00-2SA41	1	1 unit	102	0.100	
		White	C	3SB35 00-2SA61	1	1 unit	102	0.100	
Illuminated, heavy-duty version , (including holder for 3 elements)	Amber	C	3SB35 01-2SA01	1	1 unit	102	0.100		
	Red	C	3SB35 01-2SA21	1	1 unit	102	0.100		
	Yellow	C	3SB35 01-2SA31	1	1 unit	102	0.100		
	Green	C	3SB35 01-2SA41	1	1 unit	102	0.100		
	Blue	C	3SB35 01-2SA51	1	1 unit	102	0.100		
	Clear	C	3SB35 01-2SA71	1	1 unit	102	0.100		
Non-illuminated, long handle	Black	C	3SB35 00-3SA11	1	1 unit	102	0.100		
	Red	C	3SB35 00-3SA21	1	1 unit	102	0.100		
	Green	C	3SB35 00-3SA41	1	1 unit	102	0.100		
	White	C	3SB35 00-3SA61	1	1 unit	102	0.100		
Illuminated, long handle (including holder for 3 elements)	Red	C	3SB35 01-3SA21	1	1 unit	102	0.100		
	Yellow	C	3SB35 01-3SA31	1	1 unit	102	0.100		
	Green	C	3SB35 01-3SA41	1	1 unit	102	0.100		
	Blue	C	3SB35 01-3SA51	1	1 unit	102	0.100		
	Clear	C	3SB35 01-3SA71	1	1 unit	102	0.100		
	 <p>Switching sequence I-O-II, 2 x 50° operating angle, momentary contact type</p>	Non-illuminated, standard version¹⁾	Black	▶	3SB35 00-2EA11	1	1 unit	102	0.080
Red			B	3SB35 00-2EA21	1	1 unit	102	0.080	
Green			B	3SB35 00-2EA41	1	1 unit	102	0.080	
White			B	3SB35 00-2EA61	1	1 unit	102	0.080	
Non-illuminated, with solvent-resistant cap¹⁾		Black	B	3SB35 00-2EA11-0PA0	1	1 unit	102	0.080	
		Red	B	3SB35 00-2EA21-0PA0	1	1 unit	102	0.080	
		Green	B	3SB35 00-2EA41-0PA0	1	1 unit	102	0.080	
		White	B	3SB35 00-2EA61-0PA0	1	1 unit	102	0.080	
Illuminated, standard version¹⁾ , (including holder for 3 elements)		Amber	D	3SB35 01-2EA01	1	1 unit	102	0.080	
		Red	B	3SB35 01-2EA21	1	1 unit	102	0.080	
		Yellow	B	3SB35 01-2EA31	1	1 unit	102	0.080	
		Green	B	3SB35 01-2EA41	1	1 unit	102	0.080	
	Blue	B	3SB35 01-2EA51	1	1 unit	102	0.080		
	Clear	B	3SB35 01-2EA71	1	1 unit	102	0.080		
Illuminated, with solvent-resistant cap¹⁾ (including holder for 3 elements)	Red	B	3SB35 01-2EA21-0PA0	1	1 unit	102	0.080		
	Green	B	3SB35 01-2EA41-0PA0	1	1 unit	102	0.080		
	Blue	B	3SB35 01-2EA51-0PA0	1	1 unit	102	0.080		
	Clear	B	3SB35 01-2EA71-0PA0	1	1 unit	102	0.080		

¹⁾ Also available without holder. Supplement Order No. with "-Z" and quote order code "B01". Price reduction on request.

3SB3 Pushbuttons and Indicator Lights, 22 mm

Actuators and Indicators, Metal, Round, 22 mm

Actuators and indicators

Version	Version Illumination	Color of handle	DT	Order No.	Price per PU	PU (UNIT, SET, M)	PS*	PG	Weight per PU approx. kg
---------	----------------------	-----------------	----	-----------	--------------	-------------------	-----	----	--------------------------

Selector switches with holders



Selector switch, 3 switch positions, standard version



Selector switch, 3 switch positions, heavy-duty version



Selector switch, 3 switch positions, long handle

Selector switches with 3 switch positions

Switching sequence I-O-II, 2 x 50° operating angle, momentary contact type



Non-illuminated, heavy-duty version

Black B **3SB35 00-2TA11**
Red C **3SB35 00-2TA21**
Green C **3SB35 00-2TA41**
White C **3SB35 00-2TA61**

Illuminated, heavy-duty version, (including holder for 3 elements)

Amber C **3SB35 01-2TA01**
Red C **3SB35 01-2TA21**
Yellow C **3SB35 01-2TA31**
Green C **3SB35 01-2TA41**
Blue C **3SB35 01-2TA51**
Clear C **3SB35 01-2TA71**

Non-illuminated, long handle

Black C **3SB35 00-3TA11**
Red C **3SB35 00-3TA21**
Green C **3SB35 00-3TA41**
White D **3SB35 00-3TA61**

Illuminated, long handle (including holder for 3 elements)

Red C **3SB35 01-3TA21**
Yellow C **3SB35 01-3TA31**
Green C **3SB35 01-3TA41**
Blue C **3SB35 01-3TA51**
Clear C **3SB35 01-3TA71**

Switching sequence I-O-II, 2 x 50° operating angle, momentary contact type to the left, latching to the right



Non-illuminated, standard version¹⁾

Black B **3SB35 00-2GA11**
Red B **3SB35 00-2GA21**
Green B **3SB35 00-2GA41**
White B **3SB35 00-2GA61**

Illuminated, standard version¹⁾, (including holder for 3 elements)

Amber D **3SB35 01-2GA01**
Red D **3SB35 01-2GA21**
Yellow D **3SB35 01-2GA31**
Green B **3SB35 01-2GA41**
Blue D **3SB35 01-2GA51**
Clear D **3SB35 01-2GA71**

Non-illuminated, heavy-duty version

Black C **3SB35 00-2VA11**
Red C **3SB35 00-2VA21**
Green C **3SB35 00-2VA41**
White C **3SB35 00-2VA61**

Illuminated, heavy-duty version

Amber C **3SB35 01-2VA01**
Red C **3SB35 01-2VA21**
Yellow C **3SB35 01-2VA31**
Green C **3SB35 01-2VA41**
Blue C **3SB35 01-2VA51**
Clear C **3SB35 01-2VA71**

Non-illuminated, long handle

Black C **3SB35 00-3VA11**
Red C **3SB35 00-3VA21**
Green D **3SB35 00-3VA41**
White D **3SB35 00-3VA61**

Switching sequence I-O-II, 2 x 50° operating angle, latching to the left, momentary contact type to the right



Non-illuminated, standard version¹⁾

Black B **3SB35 00-2FA11**
Red B **3SB35 00-2FA21**
Green B **3SB35 00-2FA41**
White B **3SB35 00-2FA61**

Illuminated, standard version¹⁾, (including holder for 3 elements)

Amber D **3SB35 01-2FA01**
Red D **3SB35 01-2FA21**
Yellow D **3SB35 01-2FA31**
Green B **3SB35 01-2FA41**
Blue D **3SB35 01-2FA51**
Clear B **3SB35 01-2FA71**

Non-illuminated, heavy-duty version

Black C **3SB35 00-2UA11**
Red C **3SB35 00-2UA21**
Green C **3SB35 00-2UA41**
White C **3SB35 00-2UA61**

Illuminated, heavy-duty version

Amber C **3SB35 01-2UA01**
Red C **3SB35 01-2UA21**
Yellow C **3SB35 01-2UA31**
Green C **3SB35 01-2UA41**
Blue C **3SB35 01-2UA51**
Clear C **3SB35 01-2UA71**

Non-illuminated, long handle

Black C **3SB35 00-3UA11**
Red C **3SB35 00-3UA21**
Green C **3SB35 00-3UA41**
White C **3SB35 00-3UA61**

¹⁾ Also available without holder. Supplement Order No. with "-Z" and quote order code "B01". Price reduction on request.

3SB3 Pushbuttons and Indicator Lights, 22 mm

Actuators and Indicators, Metal, Round, 22 mm

Actuators and indicators

Version	Version Lock	DT	Order No.	Price per PU	PU (UNIT, SET, M)	PS*	PG	Weight per PU approx.
Type	Lock No./ Color	Key removal position						kg

Key-operated switches with holder¹⁾



RONIS key-operated switch



CES key-operated switch



BKS key-operated switch



O.M.R. key-operated switch

Key-operated switches with 2 keys, 2 switch positions

Switching sequence
O-I,
50° operating angle,
latching



Switching sequence
O-I,
50° operating angle,
momentary contact
type



RONIS	SB 30	O+I	▶	3SB35 00-4AD11	1	1 unit	102	0.110
		O	▶	3SB35 00-4AD01	1	1 unit	102	0.110
		I	B	3SB35 00-4AD21	1	1 unit	102	0.110
CES	SSG 10	O+I	▶	3SB35 00-4LD11	1	1 unit	102	0.190
		O	▶	3SB35 00-4LD01	1	1 unit	102	0.190
		I	B	3SB35 00-4LD21	1	1 unit	102	0.190
	LSG 1	O+I	B	3SB35 00-4LF01	1	1 unit	102	0.190
		O	B	3SB35 00-4LF11	1	1 unit	102	0.190
BKS	S1	O+I	B	3SB35 00-5AD11	1	1 unit	102	0.190
		O	B	3SB35 00-5AD01	1	1 unit	102	0.190
	E1 for VW ²⁾	O	B	3SB35 00-5AE11	1	1 unit	102	0.180
	E2 for VW ²⁾	O+I	B	3SB35 00-5AE21	1	1 unit	102	0.180
		O	B	3SB35 00-5AE31	1	1 unit	102	0.180
	E7 for VW ²⁾	O+I	B	3SB35 00-5AE41	1	1 unit	102	0.180
		O	B	3SB35 00-5AE51	1	1 unit	102	0.180
	E9 for VW ²⁾	O	B	3SB35 00-5AE71	1	1 unit	102	0.180
O.M.R. ³⁾	73038	O+I	B	3SB35 00-3AG11	1	1 unit	102	0.170
	Light blue	O	B	3SB35 00-3AG01	1	1 unit	102	0.170
		I	B	3SB35 00-3AG21	1	1 unit	102	0.170
	73037	O+I	B	3SB35 00-3AH11	1	1 unit	102	0.170
	Red	O	B	3SB35 00-3AH01	1	1 unit	102	0.170
		I	B	3SB35 00-3AH21	1	1 unit	102	0.170
	73034	O+I	B	3SB35 00-3AJ11	1	1 unit	102	0.170
	Black	O	B	3SB35 00-3AJ01	1	1 unit	102	0.170
		I	B	3SB35 00-3AJ21	1	1 unit	102	0.170
	73033	O+I	B	3SB35 00-3AK11	1	1 unit	102	0.170
	Yellow	O	B	3SB35 00-3AK01	1	1 unit	102	0.170
		I	B	3SB35 00-3AK21	1	1 unit	102	0.170
RONIS	SB 30	O	▶	3SB35 00-4BD01	1	1 unit	102	0.110
CES	SSG 10	O	▶	3SB35 00-4MD01	1	1 unit	102	0.190
	LSG 1	O	B	3SB35 00-4MF11	1	1 unit	102	0.190
BKS	S1	O	B	3SB35 00-5BD01	1	1 unit	102	0.190
O.M.R. ³⁾	73038	O	B	3SB35 00-3BG01	1	1 unit	102	0.170
	Light blue							
	73037	O	B	3SB35 00-3BH01	1	1 unit	102	0.170
	Red							
	73034	O	B	3SB35 00-3BJ01	1	1 unit	102	0.170
	Black							
	73033	O	B	3SB35 00-3BK01	1	1 unit	102	0.170
	Yellow							

For BKS and CES special locks, see page 9/64.

¹⁾ Also available without holder. Supplement Order No. with "-Z" and quote order code "B01". Price reduction on request.

²⁾ Keys are not included in scope of supply.

³⁾ According to FIAT standards; also available for other users.










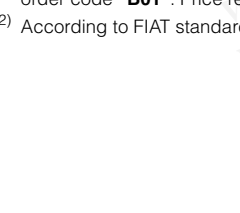

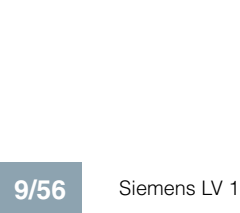

3SB3 Pushbuttons and Indicator Lights, 22 mm

Actuators and Indicators, Metal, Round, 22 mm

Actuators and indicators

Version	Version Lock			DT	Order No.	Price per PU	PU (UNIT, SET, M)	PS*	PG	Weight per PU approx. kg
	Type	Lock No./ Color	Key removal position							

Key-operated switches with holder¹⁾

		Key-operated switches with 2 keys, 3 switch positions									
 <p>RONIS key-operated switch</p>	Switching sequence I-O-II, 2 x 50° operating angle, latching		RONIS	SB 30	I+O+II	B	3SB35 00-4DD11	1	1 unit	102	0.110
			O	B	3SB35 00-4DD01	1	1 unit	102	0.110		
			I+II	B	3SB35 00-4DD41	1	1 unit	102	0.110		
			I	B	3SB35 00-4DD21	1	1 unit	102	0.110		
			II	B	3SB35 00-4DD31	1	1 unit	102	0.110		
			O+I	B	3SB35 00-4DD51	1	1 unit	102	0.110		
 <p>CES key-operated switch</p>			CES	SSG 10	O+I+II	B	3SB35 00-4PD11	1	1 unit	102	0.190
			O	B	3SB35 00-4PD01	1	1 unit	102	0.190		
			I+II	B	3SB35 00-4PD41	1	1 unit	102	0.190		
			I	B	3SB35 00-4PD21	1	1 unit	102	0.190		
			II	B	3SB35 00-4PD31	1	1 unit	102	0.190		
			O	B	3SB35 00-4PD51	1	1 unit	102	0.190		
 <p>BKS key-operated switch</p>	Switching sequence I-O-II, 2 x 50° operating angle, momentary contact type		BKS	S1	O	C	3SB35 00-5DD01	1	1 unit	102	0.190
			I+II	C	3SB35 00-5DD41	1	1 unit	102	0.190		
			II	C	3SB35 00-5DD31	1	1 unit	102	0.190		
			O	C	3SB35 00-5DD51	1	1 unit	102	0.190		
			O.M.R. ²⁾	73038	I+O+II	B	3SB35 00-3DG11	1	1 unit	102	0.170
			Light blue								
 <p>O.M.R. key-operated switch</p>	Switching sequence I-O-II, 2 x 50° operating angle, momentary contact type to the left, latching to the right		O.M.R.	73037	I+O+II	B	3SB35 00-3DH11	1	1 unit	102	0.170
			Red								
			O.M.R.	73034	I+O+II	B	3SB35 00-3DJ11	1	1 unit	102	0.170
			Black	O	B	3SB35 00-3DJ01	1	1 unit	102	0.170	
			RONIS	SB 30	O	B	3SB35 00-4ED01	1	1 unit	102	0.110
			CES	SSG 10	O	B	3SB35 00-4QD01	1	1 unit	102	0.190
 <p>BKS key-operated switch</p>	Switching sequence I-O-II, 2 x 50° operating angle, momentary contact type to the left, latching to the right		BKS	S1	O	B	3SB35 00-5ED01	1	1 unit	102	0.190
			O	B	3SB35 00-5ED41	1	1 unit	102	0.190		
			II	B	3SB35 00-5ED31	1	1 unit	102	0.190		
			O	C	3SB35 00-5GD61	1	1 unit	102	0.190		
			O	C	3SB35 00-5GD01	1	1 unit	102	0.190		
			II	B	3SB35 00-5GD31	1	1 unit	102	0.190		
 <p>O.M.R. key-operated switch</p>	Switching sequence I-O-II, 2 x 50° operating angle, momentary contact type to the left, latching to the right		O.M.R.	73033	II	C	3SB35 00-3GK31	1	1 unit	102	0.170
			Yellow								
			RONIS	SB 30	O+I	B	3SB35 00-4FD51	1	1 unit	102	0.110
			CES	SSG 10	O+I	B	3SB35 00-4RD51	1	1 unit	102	0.190
			O	B	3SB35 00-4RD01	1	1 unit	102	0.190		
			I	B	3SB35 00-4RD21	1	1 unit	102	0.190		
 <p>BKS key-operated switch</p>	Switching sequence I-O-II, 2 x 50° operating angle, momentary contact type to the left, latching to the right		BKS	S1	O+I	C	3SB35 00-5FD51	1	1 unit	102	0.190
			O	B	3SB35 00-5FD01	1	1 unit	102	0.190		
			I	B	3SB35 00-5FD21	1	1 unit	102	0.190		

For BKS and CES special locks, see page 9/64.

¹⁾ Also available without holder. Supplement Order No. with "-Z" and quote order code "B01". Price reduction on request.

²⁾ According to FIAT standards; also available for other users.

3SB3 Pushbuttons and Indicator Lights, 22 mm

Actuators and Indicators, Metal, Round, 22 mm

Actuators and indicators

Version	Color of handle	DT	Order No.	Price per PU	PU (UNIT, SET, M)	PS*	PG	Weight per PU approx. kg
---------	-----------------	----	-----------	--------------	-------------------	-----	----	--------------------------

EMERGENCY-STOP control devices acc. to ISO 13850 and IEC 60947-5-5 with holder¹⁾²⁾.
Can also be used with 3TK28 safety relays.



Mushroom diameter 32 mm

EMERGENCY-STOP mushroom pushbuttons, Ø 32 mm, with positive latching acc. to ISO 13850, with rotate-to-unlatch mechanism

Red

B

3SB35 00-1FA20

1

1 unit

102

0.110



Mushroom diameter 40 mm, with rotate-to-unlatch mechanism with switching position indication

EMERGENCY-STOP mushroom pushbuttons, Ø 40 mm, with positive latching acc. to ISO 13850, with rotate-to-unlatch mechanism

Red

▶

3SB35 00-1HA20

1

1 unit

102

0.120

A

3SB35 00-1HA26

1

1 unit

102

0.120

With pull-to-unlatch mechanism

Red

B

3SB35 00-1TA20

1

1 unit

102

0.120



Mushroom diameter 40 mm, pull-to-unlatch mechanism

EMERGENCY-STOP mushroom pushbuttons, Ø 60 mm, with positive latching acc. to ISO 13850, with rotate-to-unlatch mechanism

Red

B


3SB35 00-1AA20

1

1 unit

102

0.140



Mushroom diameter 60 mm

EMERGENCY-STOP mushroom pushbuttons, Ø 40 mm, with RONIS lock (with 2 keys), lock No. SB 30, with positive latching acc. to ISO 13850, unlocking only possible using key

Red

B

3SB35 00-1BA20

1

1 unit

102

0.140



Mushroom diameter 40 mm, with RONIS lock

EMERGENCY-STOP mushroom pushbuttons, Ø 40 mm, with CES lock (with 2 keys), lock No. SSG 10, with positive latching acc. to ISO 13850, unlocking only possible using key

Red

B

3SB35 00-1KA20

1

1 unit

102

0.170



Mushroom diameter 40 mm, with CES lock

EMERGENCY-STOP mushroom pushbuttons, Ø 40 mm, with BKS lock (with 2 keys), Lock No. S1, with positive latching acc. to ISO 13850, unlocking only possible using key

Red

B

3SB35 00-1LA20

1

1 unit

102

0.170

EMERGENCY-STOP mushroom pushbuttons, Ø 40 mm, with O.M.R. lock (with 2 keys), lock No. 73037 with positive latching acc. to ISO 13850, unlocking only using key

Red

B

3SB35 00-1MA20

1

1 unit

102

0.180

For BKS and CES special locks, see page 9/64.

¹⁾ Also available without holder. Supplement Order No. with "-Z" and quote order code "B01". Price reduction on request.


²⁾ The yellow backing plates must be ordered separately, see Accessories.

* You can order this quantity or a multiple thereof.

3SB3 Pushbuttons and Indicator Lights, 22 mm

Actuators and Indicators, Metal, Round, 22 mm

Actuators and indicators

Version	Color of lens	DT	Order No.	Price per PU	PU (UNIT, SET, M)	PS*	PG	Weight per PU approx. kg	
Signaling elements with holder¹⁾									
 Indicator light with smooth lens	Indicator lights with lens with concentric rings²⁾		Amber	B	3SB35 01-6BA00	1	1 unit	102	0.060
		Red	▶	3SB35 01-6BA20	1	1 unit	102	0.060	
		Yellow	B	3SB35 01-6BA30	1	1 unit	102	0.060	
		Green	▶	3SB35 01-6BA40	1	1 unit	102	0.060	
		Blue	B	3SB35 01-6BA50	1	1 unit	102	0.060	
		White	▶	3SB35 01-6BA60	1	1 unit	102	0.060	
		Clear	B	3SB35 01-6BA70	1	1 unit	102	0.060	
	Indicator lights with smooth lens²⁾		Amber	B	3SB35 01-6AA00	1	1 unit	102	0.060
		Red	B	3SB35 01-6AA20	1	1 unit	102	0.060	
		Yellow	B	3SB35 01-6AA30	1	1 unit	102	0.060	
		Green	B	3SB35 01-6AA40	1	1 unit	102	0.060	
		Blue	B	3SB35 01-6AA50	1	1 unit	102	0.060	
		White	▶	3SB35 01-6AA60	1	1 unit	102	0.060	
		Clear	B	3SB35 01-6AA70	1	1 unit	102	0.060	

¹⁾ Also available without holder. Supplement Order No. with "-Z" and quote order code "B01". Price reduction on request.

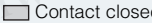
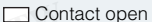


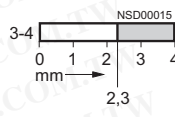


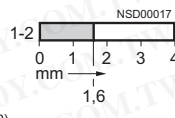


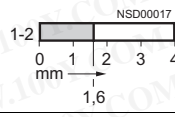


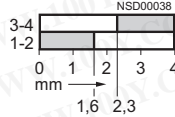


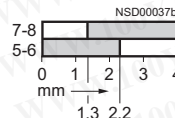


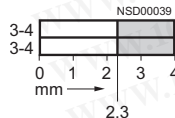


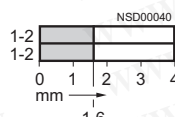



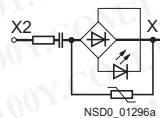

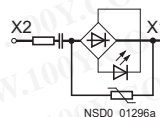

²⁾ Inscription by inserting a label is not possible.

3SB3 Pushbuttons and Indicator Lights, 22 mm

Components for Actuators and Indicators

Contact blocks and lampholders

Selection and ordering data






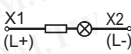
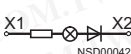








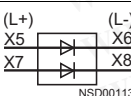
Version	Diagram	Operating travel/color	DT	Screw terminals	PU (UNIT, SET, M)	PS*	PG	Weight per PU approx.
		 Contact closed  Contact open						
				Order No.	Price per PU			kg
Contact blocks for front plate mounting								
Contact blocks with one contact								
 3SB34 00-0B		• Mounting depth: 50 mm 1 NO 1 NO with gold-plated contacts		▶	3SB34 00-0B	1	1 unit	102 0.011
				C	3SB34 00-0BA	1	1 unit	102 0.011
 3SB34 00-0C		1 NC 1 NC with gold-plated contacts		▶	3SB34 00-0C	1	1 unit	102 0.011
				C	3SB34 00-0CA	1	1 unit	102 0.011
 3SB34 00-0M		• With mounting monitoring contact ²⁾ , mounting depth 63 mm 1 NC		▶	3SB34 00-0M	1	1 unit	102 0.018
				B				
Contact blocks with 2 contacts								
Mounting depth 63 mm (including unit labeling plate)								
 3SB34 00-0A		1 NO + 1 NC 1 NO + 1 NC with gold-plated contacts		▶	3SB34 00-0A	1	1 unit	102 0.018
				B	3SB34 00-0AA	1	1 unit	102 0.018
 3SB34 00-0H		1 NO leading + 1 NC delayed 1 NO leading + 1 NC delayed with gold-plated contacts		▶	3SB34 00-0H	1	1 unit	102 0.018
				B	3SB34 00-0HA	1	1 unit	102 0.018
 3SB34 00-0D		2 NO 2 NO with gold-plated contacts		▶	3SB34 00-0D	1	1 unit	102 0.018
				B	3SB34 00-0DA	1	1 unit	102 0.018
 3SB34 00-0E		2 NC 2 NC with gold-plated contacts		▶	3SB34 00-0E	1	1 unit	102 0.018
				B	3SB34 00-0EA	1	1 unit	102 0.018
Lampholders with integrated LED								
 3SB34 00-1PA		24 V AC/DC Yellow Red Green Blue White		▶	3SB34 00-1PA	1	1 unit	102 0.011
				▶	3SB34 00-1PB	1	1 unit	102 0.011
				▶	3SB34 00-1PC	1	1 unit	102 0.011
				▶	3SB34 00-1PD	1	1 unit	102 0.011
				▶	3SB34 00-1PE	1	1 unit	102 0.011
				110 V AC Yellow Red Green Blue White			▶	3SB34 00-1QA
▶	3SB34 00-1QB	1	1 unit				102 0.012	
▶	3SB34 00-1QC	1	1 unit				102 0.012	
▶	3SB34 00-1QD	1	1 unit				102 0.012	
▶	3SB34 00-1QE	1	1 unit				102 0.012	
230 V AC Yellow Red Green Blue White			▶				3SB34 00-1RA	1
			▶	3SB34 00-1RB	1	1 unit	102 0.012	
			▶	3SB34 00-1RC	1	1 unit	102 0.012	
			▶	3SB34 00-1RD	1	1 unit	102 0.012	
			▶	3SB34 00-1RE	1	1 unit	102 0.012	

1) Positive opening according to IEC 60947-5-1, Appendix K.
 2) The NC contact opens automatically upon disconnection of the actuator. On delivery, the contact is open (= safe state). Activation (= NC contacts on the non-actuated control device are closed) takes place upon first-time actuation after the contact block is snapped onto the actuator.

3SB3 Pushbuttons and Indicator Lights, 22 mm

Components for Actuators and Indicators

Contact blocks and lampholders

Version	Rated voltage of lamp	Diagram	DT	Screw terminals 	PU (UNIT, SET, M)	PS*	PG	Weight per PU approx.	
	V			Order No.	Price per PU			kg	
Contact blocks for front plate mounting									
	BA 9s lampholders , mounting depth 50 mm								
	Without lamp	Acc. to lamp		▶ 3SB34 00-1A		1	1 unit	102	0.010
	With 24 V incandescent lamp (3SX1 344)	24 V AC/DC		B 3SB34 00-1D		1	1 unit	102	0.012
	BA 9s lampholders , mounting depth 50 mm								
	With built-in resistor for longer endurance and with 130 V lamp (3SX1 731) ¹⁾	110/130 V AC/DC		B 3SB34 00-1B		1	1 unit	102	0.013
	With integrated voltage reducer and with 130 V lamp (3SX1 731) ¹⁾	230/240 V AC		B 3SB34 00-1C		1	1 unit	102	0.013
	BA 9s lampholders With separate lamp test function ²⁾³⁾								
	With integrated voltage reducer and with 130 V lamp (3SX1 731) ¹⁾	230/240 V AC		B 3SB34 00-1F		1	1 unit	102	0.019
	Without lamp for incandescent lamp, max. 2.6 W; for LED lamp, 24/48/230 V AC/DC ⁴⁾	Acc. to lamp		B 3SB34 00-1G		1	1 unit	102	0.016
	Without lamp for incandescent lamp, max. 2.6 W; for LED lamp, AC or DC ⁵⁾	Acc. to lamp		B 3SB34 00-1L		1	1 unit	102	0.017
	Without lamp for incandescent lamp, max. 2.6 W; for glow lamp, AC	Acc. to lamp		B 3SB34 00-1H		1	1 unit	102	0.016
	Transformers								
	For snapping onto 3SB34 00-1A lampholder for incandescent lamp, 2 W, AC	127 V / 24 V 240 V / 24 V 260 V / 24 V 400 V / 24 V		B 3SB34 00-3A		1	1 unit	102	0.109
		127 V / 6 V 240 V / 6 V 400 V / 6 V 480 V / 6 V 600 V / 6 V		B 3SB34 00-3B		1	1 unit	102	0.108
				B 3SB34 00-3C		1	1 unit	102	0.108
				B 3SB34 00-3E		1	1 unit	102	0.110
				B 3SB34 00-3F		1	1 unit	102	0.108
				B 3SB34 00-3M		1	1 unit	102	0.108
				B 3SB34 00-3P		1	1 unit	102	0.107
			B 3SB34 00-3S		1	1 unit	102	0.107	
			B 3SB34 00-3U		1	1 unit	102	0.132	
			B 3SB34 00-3W		1	1 unit	102	0.128	
	Blocks with 2 diodes Type 1N 4007								
	$U_{RMS} = \text{max. } 250 \text{ V}$ $I_{FAV} = 0.8 \text{ A}$ at $T_u = 60 \text{ }^\circ\text{C}$		B 3SB34 00-2A		1	1 unit	102	0.018	

¹⁾ Use these lamps only.

²⁾ The lampholder with separate lamp test function can not be installed in an enclosure.

³⁾ For examples of circuits, see Technical Information LV 1 T.


⁴⁾ Not suitable for LEDs which are suitable only for AC or DC.

⁵⁾ Not suitable for LED for 24/48/230 V AC/DC. For connecting to DC, X5 must be connected to L-.

3SB3 Pushbuttons and Indicator Lights, 22 mm

Components for Actuators and Indicators

Contact blocks and lampholders

Version	Rated voltage of lamp/ Diagram	Operating travel/color	DT	Spring-type terminals	PU (UNIT, SET, M)	PS*	PG	Weight per PU approx.
	V	<input type="checkbox"/> Contact closed <input type="checkbox"/> Contact open						kg
				Order No.	Price per PU			

Contact blocks for front plate mounting



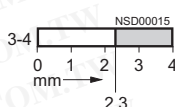
3SB34 03-0B

Contact blocks with one contact

• Mounting depth: 50 mm

1 NO

1 NO with gold-plated contacts



B **3SB34 03-0B**

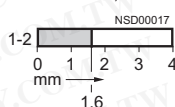
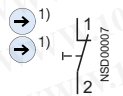
1 1 unit 102 0.008

B **3SB34 03-0BA**

1 1 unit 102 0.008

1 NC

1 NC with gold-plated contacts



B **3SB34 03-0C**

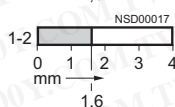
1 1 unit 102 0.008

B **3SB34 03-0CA**

1 1 unit 102 0.008

• With mounting monitoring contact²⁾, mounting depth 63 mm

1 NC



B **3SB34 03-0M**

1 1 unit 102 0.018



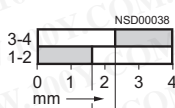
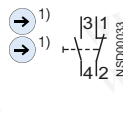
3SB34 03-0A

Contact blocks with 2 contacts

Mounting depth 63 mm

1 NO + 1 NC

1 NO + 1 NC with gold-plated contacts



B **3SB34 03-0A**

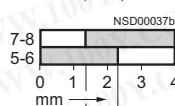
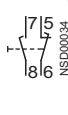
1 1 unit 102 0.018

B **3SB34 03-0AA**

1 1 unit 102 0.018

1 NO leading + 1 NC delayed

1 NO leading + 1 NC delayed with gold-plated contacts



B **3SB34 03-0H**

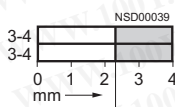
1 1 unit 102 0.018

B **3SB34 03-0HA**

1 1 unit 102 0.018

2 NO

2 NO with gold-plated contacts



B **3SB34 03-0D**

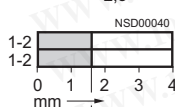
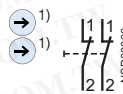
1 1 unit 102 0.017

B **3SB34 03-0DA**

1 1 unit 102 0.017

2 NC

2 NC with gold-plated contacts



B **3SB34 03-0E**

1 1 unit 102 0.018

B **3SB34 03-0EA**

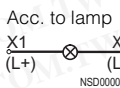
1 1 unit 102 0.018



3SB34 03-1C

BA 9s lampholders, mounting depth 50 mm

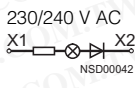
Without lamp



B **3SB34 03-1A**

1 1 unit 102 0.008

With integrated voltage reducer and with 130 V lamp (3SX1 731)³⁾



B **3SB34 03-1C**

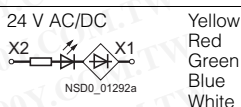
1 1 unit 102 0.010



3SB3403-1PA

Lampholders with integrated LED

Mounting depth 50 mm, grid 30 mm x 30 mm



B **3SB34 03-1PA**

1 1 unit 102 0.009

B **3SB34 03-1PB**

1 1 unit 102 0.010

B **3SB34 03-1PC**

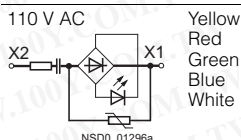
1 1 unit 102 0.009

B **3SB34 03-1PD**

1 1 unit 102 0.009

B **3SB34 03-1PE**

1 1 unit 102 0.009



B **3SB34 03-1QA**

1 1 unit 102 0.010

B **3SB34 03-1QB**

1 1 unit 102 0.010

B **3SB34 03-1QC**

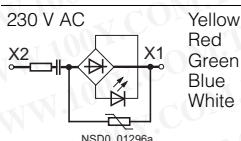
1 1 unit 102 0.010

B **3SB34 03-1QD**

1 1 unit 102 0.010

B **3SB34 03-1QE**

1 1 unit 102 0.010



B **3SB34 03-1RA**

1 1 unit 102 0.010

B **3SB34 03-1RB**

1 1 unit 102 0.010

B **3SB34 03-1RC**

1 1 unit 102 0.010

B **3SB34 03-1RD**

1 1 unit 102 0.010

B **3SB34 03-1RE**

1 1 unit 102 0.010

¹⁾ Positive opening according to IEC 60947-5-1, Appendix K.

²⁾ The NC contact opens automatically upon disconnection of the actuator. On delivery, the contact is open (= safe state).

For more explanations see footnote on page 9/59.


* You can order this quantity or a multiple thereof.

³⁾ Use these lamps only.

3SB3 Pushbuttons and Indicator Lights, 22 mm

Components for Actuators and Indicators

Contact blocks and lampholders

Version	Diagram	Operating travel	DT	Solder pin connections		PU (UNIT, SET, M)	PS*	PG	Weight per PU approx.
		<input type="checkbox"/> Contact closed <input type="checkbox"/> Contact open		Order No.	Price per PU				kg

Contact blocks for use on printed circuit boards

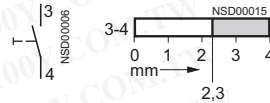


3SB34 11-0B

Contact blocks with one contact

Mounting depth 44 mm

1 NO



B

3SB34 11-0B

1

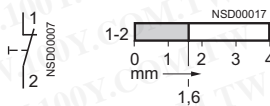
1 unit

102

0.003

1 NC

①



B

3SB34 11-0C

1

1 unit

102

0.003



3SB34 11-1A

Lampholders

Wedge base W2 x 4.6 d

Without lamp

Mounting depth 44 mm



B

3SB34 11-1A

1

1 unit

102

0.002

Version	DT	Order No.	Price per PU	PU (UNIT, SET, M)	PS*	PG	Weight per PU approx.
							kg

Holders for 3 contact blocks, for front panel mounting



3SB39 01-0AB

Holders for pushbuttons and switches²⁾

For snapping on 3 blocks (for illuminated pushbuttons and illuminated selector switches the holder is included in the scope of supply)

▶

3SB39 01-0AB

100

20 units

102

0.100



3SB39 01-0AC

Holders for selector switches, key-operated switches and twin pushbuttons

With pressure plate for actuating the central contact block of 3 contact blocks

▶

3SB39 01-0AC

100

10 units

102

0.200

Pressure plates for use on printed circuit boards



3SB39 01-0AW

Pressure plates for selector switches and key-operated switches

For actuating the central contact block of 3 contact blocks

B

3SB39 01-0AW

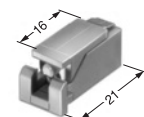
100

10 units

102

0.100

Accessories for printed circuit boards



3SB39 01-0AA

Holders for printed circuit boards

For mounting the command devices on the printed circuit board (screw is included in the scope of supply)

B

3SB39 01-0AA

100

10 units

102

0.200

1) Positive opening according to IEC 60947-5-1, Appendix K.

2) Holder also for mushroom pushbutton and push-pull button.

3SB3 Pushbuttons and Indicator Lights, 22 mm

Components for Actuators and Indicators

AS-Interface F adapters
for EMERGENCY-STOP devices

Overview




The AS-Interface F adapter is used to connect an EMERGENCY-STOP device according to ISO 13850 from the 3SB3 series to the AS-Interface bus system. The F adapter is suitable for control devices with mounting on front plates.

The F adapter has a safe AS-Interface 2E slave and is snapped from behind onto the EMERGENCY-STOP device (actuator). In the 2I/1O expanded version, an output is also available for actuating an indicator light with LED.

Connection to the AS-Interface bus cable is made with screw terminal or spring-type terminals depending on the version. Addressing is performed using the AS-Interface connection or the integrated addressing socket.

Safety category 4 (SIL 3) is achieved with the adapter.

Selection and ordering data

Version	DT	Screw terminals		PU (UNIT, SET, M)	PS*	PG	Weight per PU approx.
		Order No.	Price per PU				kg



3SF5 402-1AA03

AS-Interface F adapters for 3SB3 EMERGENCY-STOP actuator

For mounting on front plate

- 2I
- 2I/1O, with output for LED control

▶ **3SF5 402-1AA03**

1

1 unit

121

0.066


▶ **3SF5 402-1AB03**

1

1 unit

121

0.066

Version	DT	Spring-type terminals		PU (UNIT, SET, M)	PS*	PG	Weight per PU approx.
		Order No.	Price per PU				kg



3SF5 402-1AA04

AS-Interface F adapters for 3SB3 EMERGENCY-STOP actuator

For mounting on front plate

- 2I
- 2I/1O, with output for LED control

▶ **3SF5 402-1AA04**

1

1 unit

121

0.066

▶ **3SF5 402-1AB04**

1

1 unit

121

0.066

3SB3 Pushbuttons and Indicator Lights, 22 mm

Components for Actuators and Indicators

Special locks

Options

Special locks for key-operated switches

The plastic and metal locks, round and square versions, can be optionally equipped with special locks in BKS and CES versions.

For special locks that are listed in the table below, the normal delivery time is 5 working days.

In this case the Order No. must be supplemented with **"-Z"**, the order code **"Y02"** and the required lock number.

Additional price per unit on request.

Ordering example

3SB30 00-4LD01-Z
Y02
Z = SSG11

Special locks	Order No. Order code
Key-operated switches	
CES SSG 11 to SSG 15	3SB3. ...-4LD..-Z Y02 3SB3. ...-4MD..-Z Y02 3SB3. ...-4PD..-Z Y02 3SB3. ...-4QD..-Z Y02 3SB3. ...-4RD..-Z Y02 3SB3. ...-4SD..-Z Y02
BKS E1, E2, E7, E9 ¹⁾	3SB3. ...-5AD..-Z Y02 3SB3. ...-5BD..-Z Y02 3SB3. ...-5DD01-Z Y02 3SB3. ...-5DD11-Z Y02 3SB3. ...-5DD41-Z Y02 3SB3. ...-5ED..-Z Y02 3SB3. ...-5FD01-Z Y02 3SB3. ...-5GD01-Z Y02
BKS E9 ¹⁾	3SB3. ...-5FD51-Z Y02
EMERGENCY-STOP mushroom pushbuttons	
CES SSP 9	3SB3. ...-1KA20-Z Y02
BKS E2, E7, E9 ¹⁾	3SB3. ...-1LA20-Z Y02

¹⁾ Delivery of these BKS locks (locks for VW) without key.

For special locks (only BKS, CES) that are not listed in the table, the normal delivery time is 25 working days.

In this case the Order No. must be supplemented with **"-Z"**, the order code **"Y01"** and the required lock number.

Additional price per unit on request.

Ordering example

3SB30 00-4LD01-Z
Y01
Z = SSG18

Notes

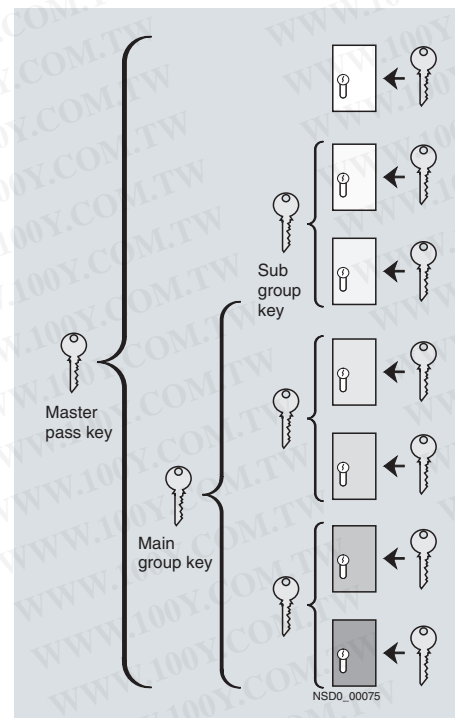
- For applications in which access security is important and several lock numbers are used, we recommend the use of BKS or CES key-operated switches.
- Special locks for VW (E1, E2, ...) will be delivered without keys, all others with 2 keys.
- For all special locks, an additional price applies.

Master and master-pass key systems

The following key systems can be supplied with BKS and CES key-operated switches:

- Central lock systems
- Master key systems
- Central master key systems
- Master-pass key systems

Please enquire for price and delivery time.



Example of master-pass key system

3SB3 Pushbutton Units and Indicator Lights, 22 mm

Inscriptions

Laser inscriptions

Overview

Inscription of actuators and indicators

Actuators and indicators of plastic as well as metal version can be optionally inscribed with a laser.



Pushbutton (metal) with laser inscription

The actuators of the pushbuttons, illuminated pushbuttons, mushroom pushbuttons and illuminated mushroom pushbuttons can be inscribed as well as the lenses of the indicator lights.

Selector switches can be inscribed only if they are made of plastic (only one text line on the front ring).



Pushbutton and selector switch (plastic) with laser inscription

Version

A letter height of 4 mm is used as standard for text inscriptions:

The typeface used is Arial. Other letter heights and typefaces are possible, but must be specified when ordering.

The maximum possible number of characters per line is:

- 10 characters for one line of text
- 8 characters for 2 lines of text (round button or lens)
- 6 characters for 3 lines of text, but 10 characters in the middle line (round button or lens)

Ordering notes

When ordering, supplement the Order No. of the actuator or the indicator light with "-Z" and an order code:

- Text in upper/lower case, upper case always for beginning of line (e. g. "Lift off"): **Y10**
- Text in upper case (e. g. "LIFT OFF"): **Y11**
- Text in lower case (e. g. "lift off"): **Y12**
- Text in upper/lower case, all words begin with capital letters (e. g. "Lift Off"): **Y15**
- Symbol with number according to ISO 7000 or IEC 60417: **Y13**
- Any inscription or symbol according to order form supplement: **Y19**

Additional price per unit for Y10 to Y19 on request.

When ordering, specify the required inscription in plain text in addition to the order number and order code. In the case of special inscriptions with words in languages other than German, give the exact spelling and specify the language (see ordering example 1).

In the case of multi-line inscriptions, the text must be assigned to the respective line, e. g. "Z1 = Lift, Z2 = Lower". For long words you can also specify the end-of-line division.

Symbols can also be ordered with numbers according to ISO 7000 or IEC 60417 (see ordering example 2 and 3).

For special symbols (order code Y19), a CAD drawing in DXF format can be submitted.

Ordering example 1

A round pushbutton with the inscription "Reset" is required:

3SB30 00-0AA41-Z
Y10
Z = Reset (English)

Ordering example 2

A square pushbutton inscribed with symbol No. 5389 according to IEC 60417 is required:

3SB31 10-0AA31-Z
Y13
Z = 5389 IEC

Ordering example 3

A round pushbutton inscribed with symbol No. 1118 according to ISO 7000 is required:

3SB30 00-0AA41-Z
Y13
Z = 1118 ISO

3SB3 Pushbutton Units and Indicator Lights, 22 mm Inscriptions

Inscriptions by laser printer

Overview

Label inscriptions

Using the *Label Designer* software, which can be downloaded from the Internet, and the inscription labels for laser inscription you can create your own customized labels with a standard laser printer.

The self-adhesive or snap-on labels can be stuck or snapped onto the corresponding label holders (see [Name plates](#)). Round labels are provided for inserting in illuminated pushbuttons and switches.

The labels are suitable for printing with one to three lines of text or symbols.

For applications with more exacting requirements we recommend factory-printed inscription labels and insert labels (laser-printed or engraved depending on the type).

You can find the *Label Designer* software on the Internet at:

<http://www.siemens.com/sirius-label-designer>

Selection and ordering data

Version	Color	DT	Order No.	Price per PU	PU (UNIT, SET, M)	PS*	PG	Weight per PU approx. kg
---------	-------	----	-----------	--------------	-------------------	-----	----	--------------------------

Labels for printing



Insert labels For inserting in round illuminated push-buttons and illuminated switches	Milky	A	3SB39 01-2AB		100	480 units	102	0.100
Inscription labels 12.5 mm x 27 mm For sticking onto label holder	White	A	3SB39 02-2AA		100	480 units	102	0.100
Inscription labels 27 mm x 27 mm For sticking onto label holder	White	A	3SB39 03-2AA		100	480 units	102	0.100
Inscription labels 17.5 mm x 28 mm For snapping onto label holder	White	A	3SB39 05-2AA		100	720 units	102	0.100
Inscription labels 22 mm x 22 mm For sticking onto enclosure	White	A	3SB39 06-2AA		100	700 units	102	0.100

3SB3 Pushbutton Units and Indicator Lights, 22 mm

Inscriptions

Insert labels

Overview

Pushbuttons (clear) and illuminated pushbuttons with a flat button can be fitted with insert labels for identification purposes, but indicator lights cannot.

These insert labels are made of clear, transparent plastic with black inscription; they can be fitted in any 90° angle.

Inscription

The inscriptions have upper case initial letters. Graphic symbols, including those not listed in the catalog, are according to ISO 7000 or IEC 60417 (see page 9/69).

The insert labels without inscription are suitable for user marking with permanent pen.

Selection and ordering data








Inscription/Symbol	Symbol No.	DT	Order No.	Price per PU	PU (UNIT, SET, M)	PS*	PG	Weight per PU approx. kg
--------------------	------------	----	-----------	--------------	-------------------	-----	----	--------------------------

Insert labels for round design

For self-inscription

Blank		B	3SB19 01-4AS		100	10 units	102	0.100
With inscription								
Ein		B	3SB19 01-4AB		100	10 units	102	0.100
On		B	3SB19 01-4EB		100	10 units	102	0.100
Aus		B	3SB19 01-4AC		100	10 units	102	0.100
Off		B	3SB19 01-4EC		100	10 units	102	0.100
Auf		B	3SB19 01-4AD		100	10 units	102	0.100
Up		B	3SB19 01-4ED		100	10 units	102	0.100
Ab		B	3SB19 01-4AE		100	10 units	102	0.100
Down		B	3SB19 01-4EE		100	10 units	102	0.100
Vor		B	3SB19 01-4AF		100	10 units	102	0.100
Forward		B	3SB19 01-4EF		100	10 units	102	0.100
Zurück		B	3SB19 01-4AG		100	10 units	102	0.100
Reverse		B	3SB19 01-4EG		100	10 units	102	0.100
Rechts		B	3SB19 01-4AH		100	10 units	102	0.100
Right		C	3SB19 01-4EH		100	10 units	102	0.100
Links		B	3SB19 01-4AJ		100	10 units	102	0.100
Left		C	3SB19 01-4EJ		100	10 units	102	0.100
Auf		B	3SB19 01-4AD		100	10 units	102	0.100
Open		B	3SB19 01-4EP		100	10 units	102	0.100
Zu		B	3SB19 01-4AL		100	10 units	102	0.100
Close		B	3SB19 01-4EQ		100	10 units	102	0.100
Schnell		B	3SB19 01-4AM		100	10 units	102	0.100
Fast		B	3SB19 01-4EM		100	10 units	102	0.100
Langsam		B	3SB19 01-4AN		100	10 units	102	0.100
Slow		B	3SB19 01-4ES		100	10 units	102	0.100
Betrieb		B	3SB19 01-4AP		100	10 units	102	0.100
Running		B	3SB19 01-4EV		100	10 units	102	0.100
Störung		B	3SB19 01-4AQ		100	10 units	102	0.100
Fault		B	3SB19 01-4EW		100	10 units	102	0.100
Einrichten		B	3SB19 01-4AR		100	10 units	102	0.100
Reset		B	3SB19 01-4EM		100	10 units	102	0.100
Test		B	3SB19 01-4EN		100	10 units	102	0.100
Start		B	3SB19 01-4EK		100	10 units	102	0.100
Halt		B	3SB19 01-4AK		100	10 units	102	0.100
Stop		B	3SB19 01-4EL		100	10 units	102	0.100

With graphic symbol

O (Off)		5008 IEC	B	3SB19 01-4MB		100	10 units	102	0.100
I (On)		5007 IEC	B	3SB19 01-4MC		100	10 units	102	0.100
II (On)		--	B	3SB19 01-4MD		100	10 units	102	0.100
Electric motor		0011 ISO	B	3SB19 01-4PA		100	10 units	102	0.100
Motion in direction of arrow		5022 IEC	B	3SB19 01-4NA		100	10 units	102	0.100
Increase, plus		5005 IEC	B	3SB19 01-4NG		100	10 units	102	0.100
Decrease, minus		5006 IEC	B	3SB19 01-4MC		100	10 units	102	0.100

With customized inscription

For inscriptions or symbols see *Options*

• Text line(s) or symbol with No.	B	3SB19 01-4AZ K0Y, K1Y, K2Y, K3Y or K5Y		1	1 unit	102	0.001
• Any inscription or symbol	C	K9Y		1	1 unit	102	0.001

3SB3 Pushbutton Units and Indicator Lights, 22 mm

Inscriptions

Insert labels

Inscription/Symbol	Symbol No.	DT	Order No.	Price per PU	PU (UNIT, SET, M)	PS*	PG	Weight per PU approx. kg
--------------------	------------	----	-----------	--------------	-------------------	-----	----	--------------------------

Insert labels for square design








For self-inscription

Blank		B	3SB39 40-4AA		100	10 units	102	0.100
-------	--	---	---------------------	--	-----	----------	-----	-------

With inscription

Ein		B	3SB39 40-4AB		100	10 units	102	0.100
On		C	3SB39 40-4EB		100	10 units	102	0.100
Aus		C	3SB39 40-4AC		100	10 units	102	0.100
Off		C	3SB39 40-4EC		100	10 units	102	0.100
Auf		B	3SB39 40-4AD		100	10 units	102	0.100
Up		C	3SB39 40-4ED		100	10 units	102	0.100
Ab		B	3SB39 40-4AE		100	10 units	102	0.100
Down		C	3SB39 40-4EE		100	10 units	102	0.100
Forward		C	3SB39 40-4EF		100	10 units	102	0.100
Reverse		C	3SB39 40-4EG		100	10 units	102	0.100
Rechts		C	3SB39 40-4AH		100	10 units	102	0.100
Links		C	3SB39 40-4AJ		100	10 units	102	0.100
Auf		B	3SB39 40-4AD		100	10 units	102	0.100
Zu		B	3SB39 40-4AL		100	10 units	102	0.100
Schnell		B	3SB39 40-4AM		100	10 units	102	0.100
Langsam		B	3SB39 40-4AN		100	10 units	102	0.100
Running		C	3SB39 40-4EV		100	10 units	102	0.100
Störung		C	3SB39 40-4AQ		100	10 units	102	0.100
Fault		C	3SB39 40-4EW		100	10 units	102	0.100
Reset		C	3SB39 40-4EM		100	10 units	102	0.100
Start		B	3SB39 40-4EK		100	10 units	102	0.100
Halt		B	3SB39 40-4AK		100	10 units	102	0.100
Stop		B	3SB39 40-4EL		100	10 units	102	0.100

With graphic symbol

O (Off)		5008 IEC	B	3SB39 40-4MB		100	10 units	102	0.100
I (On)		5007 IEC	B	3SB39 40-4MC		100	10 units	102	0.100
II (On)		--	B	3SB39 40-4MD		100	10 units	102	0.100
Electric motor		0011 ISO	C	3SB39 40-4PA		100	10 units	102	0.100
Motion in direction of arrow		5022 IEC	B	3SB39 40-4NA		100	10 units	102	0.100
Increase, plus		5005 IEC	B	3SB39 40-4NG		100	10 units	102	0.100
Decrease, minus		5006 IEC	B	3SB39 40-4MC		100	10 units	102	0.100

With customized inscription

For inscriptions or symbols see "Options"

• Text line(s) or symbol with No.		B	3SB39 40-4AZ K0Y, K1Y, K2Y, K3Y or K5Y		1	1 unit	102	0.001
• Any inscription or symbol		C	K9Y		1	1 unit	102	0.001

3SB3 Pushbutton Units and Indicator Lights, 22 mm

Inscriptions

Insert labels

Options

Customized inscriptions

The labels can be inscribed with text and symbols not listed in the ordering data.

By default, a letter height of 4 mm (for a single line of text) or 3 mm (for 2 or 3 lines of text) is used for text inscriptions.

The typeface used is Arial. Other letter heights and typefaces are possible, but must be specified when ordering.

For round insert labels, the maximum possible number of characters per line is:

- 10 characters for one line of text
- 8 characters for 2 lines of text
- 6 characters for 3 lines of text, but 10 characters in the middle line

On square insert labels, 10 characters are possible per line.

Examples for customized inscription



Two-line inscription in upper/lower case lettering (K0Y)



Single-line inscription in upper case lettering (K1Y)



Three-line inscription in lower case letters (K2Y)



Symbol number 5011 according to IEC 60147 (K3Y)



Any symbol according to order form supplement (K9Y)

Ordering notes

Append the following codes to the Order No.:

- Text line(s) in upper/lower case, upper case always for beginning of line (e. g. "Lift off"): **K0Y**
- Text line(s) in upper case (e. g. "LIFT OFF"): **K1Y**
- Text line(s) in lower case (e. g. "lift off"): **K2Y**
- Text line(s) in upper/lower case, all words begin with upper case letters (e. g. "Lift Off"): **K5Y**
- Symbol with number according to ISO 7000 or IEC 60417: **K3Y**
- Any inscription or symbol according to order form supplement: **K9Y**

When ordering, specify the required inscription in plain text in addition to the order number and order code. In the case of special inscriptions with words in languages other than German, give the exact spelling and specify the language.

In the case of multi-line inscriptions, the text must be assigned to the respective line, e. g. "Z1 = Lift, Z2 = Lower". For long words you can also specify the end-of-line division (see [ordering example 1](#)).

Symbols can also be ordered with numbers according to ISO 7000 or IEC 60417 (see [ordering example 2 and 3](#)).

For special symbols (order code K9Y), a CAD drawing in DXF format can be submitted.

Ordering example 1

A label with 2 lines of text is required:

3SB19 01-4AZ
K1Y
Z1 = LIFT
Z2 = LOWER

Ordering example 2

A label inscribed with symbol No. 5011 according to IEC 60417 is required:

3SB19 01-4AZ
K3Y
Z = 5011 IEC

Ordering example 3

A label inscribed with symbol No. 1118 according to ISO 7000 is required:

3SB19 01-4AZ
K3Y
Z = 1118 ISO

3SB3 Pushbutton Units and Indicator Lights, 22 mm

Inscriptions

Name plates

Overview

The name plates consist of a black plastic label holder and an inscription label (black with white print or silver-colored with black print) for sticking or snapping in place. They are not suitable for EMERGENCY-STOP pushbuttons.

Note mounting dimensions!

Inscription

The inscriptions have upper case initial letters. Graphic symbols, including those not listed in the catalog, are according to ISO 7000 or IEC 60417 (see page 9/74).

Self-adhesive labels

There are 2 sizes available for the round and square designs:




- Label holders 30 mm × 45 mm × 7 mm with inscription label 12.5 mm × 27 mm.
- Label holders 30 mm × 60 mm × 7 mm with inscription label 27 mm × 27 mm.

Snap-on labels

The following versions are available for the round program:

- Label holders 29.8 mm × 51 mm × 3 mm with inscription label 17.5 mm × 28 mm (inscription area: 17.5 mm × 27 mm).

Selection and ordering data

Inscription	DT	Inscription labels, self-adhesive 12.5 mm × 27 mm	PU (UNIT, SET, M)	PS*	PG	Weight per PU approx.
		Order No.	Price per PU			kg
Inscription labels, black						
<i>For self-inscription</i>						
		Blank	▶ 3SB39 02-1AA	100	10 units	102 0.100
<i>With inscription</i>						
		Ein	B 3SB39 02-1AB	100	10 units	102 0.100
		On	B 3SB39 02-1EB	100	10 units	102 0.100
		Aus	B 3SB39 02-1AC	100	10 units	102 0.100
		Off	B 3SB39 02-1EC	100	10 units	102 0.100
		Auf	B 3SB39 02-1AD	100	10 units	102 0.100
		Up	B 3SB39 02-1ED	100	10 units	102 0.100
		Ab	B 3SB39 02-1AE	100	10 units	102 0.100
		Down	B 3SB39 02-1EE	100	10 units	102 0.100
		Vor	B 3SB39 02-1AF	100	10 units	102 0.100
		Forward	B 3SB39 02-1EF	100	10 units	102 0.100
		Zurück	B 3SB39 02-1AG	100	10 units	102 0.100
		Reverse	B 3SB39 02-1EG	100	10 units	102 0.100
		Rechts	B 3SB39 02-1AH	100	10 units	102 0.100
		Right	B 3SB39 02-1EH	100	10 units	102 0.100
		Links	B 3SB39 02-1AJ	100	10 units	102 0.100
		Left	B 3SB39 02-1EJ	100	10 units	102 0.100
		Auf	B 3SB39 02-1AD	100	10 units	102 0.100
		Open	B 3SB39 02-1EP	100	10 units	102 0.100
		Zu	B 3SB39 02-1AL	100	10 units	102 0.100
		Close	B 3SB39 02-1EQ	100	10 units	102 0.100
		Betrieb	B 3SB39 02-1AP	100	10 units	102 0.100
		Störung	B 3SB39 02-1AQ	100	10 units	102 0.100
		Fault	B 3SB39 02-1EW	100	10 units	102 0.100
		Test	B 3SB39 02-1EN	100	10 units	102 0.100
		Start	B 3SB39 02-1EL	100	10 units	102 0.100
		Halt	B 3SB39 02-1AK	100	10 units	102 0.100
		Stop	B 3SB39 02-1EK	100	10 units	102 0.100
		Stop Start	B 3SB39 02-1BC	100	10 units	102 0.100
		Hand Auto	C 3SB39 02-1BA	100	10 units	102 0.100
		Man Auto	B 3SB39 02-1EU	100	10 units	102 0.100
<i>With graphic symbol</i>						
		O	B 3SB39 02-1MB	100	10 units	102 0.100
		I	B 3SB39 02-1MC	100	10 units	102 0.100
		O I	B 3SB39 02-1MF	100	10 units	102 0.100
		I O II	B 3SB39 02-1MG	100	10 units	102 0.100
		1 2	B 3SB39 02-1ML	100	10 units	102 0.100
		↑	B 3SB39 02-1NJ	100	10 units	102 0.100
		→	B 3SB39 02-1NA	100	10 units	102 0.100
<i>With customized inscription</i>						
		For inscriptions or symbols see "Options"				
		• Text line(s) or symbol with No.	B 3SB39 02-1XZ K0Y, K1Y, K2Y, K3Y or K5Y	1	1 unit	102 0.001
		• Any inscription or symbol	C K9Y	1	1 unit	102 0.001

* You can order this quantity or a multiple thereof.

3SB3 Pushbutton Units and Indicator Lights, 22 mm

Inscriptions

Name plates

Inscription	DT	Inscription labels, self-adhesive 12.5 mm x 27 mm	PU (UNIT, SET, M)	PS*	PG	Weight per PU approx.
		Order No.				kg
			Price per PU			

Inscription labels, silver-colored



For self-inscription

Blank	B	3SB19 01-2AA	100	10 units	102	0.100
-------	---	---------------------	-----	----------	-----	-------



With inscription

Ein	B	3SB19 01-2AB	100	10 units	102	0.100
On	B	3SB19 01-2EB	100	10 units	102	0.100
Aus	B	3SB19 01-2AC	100	10 units	102	0.100
Off	B	3SB19 01-2EC	100	10 units	102	0.100
Auf	B	3SB19 01-2AD	100	10 units	102	0.100
Up	B	3SB19 01-2ED	100	10 units	102	0.100
Ab	B	3SB19 01-2AE	100	10 units	102	0.100
Down	B	3SB19 01-2EE	100	10 units	102	0.100
Vor	B	3SB19 01-2AF	100	10 units	102	0.100
Forward	B	3SB19 01-2EF	100	10 units	102	0.100
Zurück	B	3SB19 01-2AG	100	10 units	102	0.100
Reverse	B	3SB19 01-2EG	100	10 units	102	0.100
Rechts	B	3SB19 01-2AH	100	10 units	102	0.100
Right	B	3SB19 01-2EH	100	10 units	102	0.100
Links	B	3SB19 01-2AJ	100	10 units	102	0.100
Left	B	3SB19 01-2EJ	100	10 units	102	0.100
Auf	B	3SB19 01-2AD	100	10 units	102	0.100
Open	B	3SB19 01-2EP	100	10 units	102	0.100
Zu	B	3SB19 01-2AL	100	10 units	102	0.100
Close	B	3SB19 01-2EQ	100	10 units	102	0.100
Schnell	B	3SB19 01-2AM	100	10 units	102	0.100
Fast	B	3SB19 01-2ER	100	10 units	102	0.100
Langsam	B	3SB19 01-2AN	100	10 units	102	0.100
Slow	B	3SB19 01-2ES	100	10 units	102	0.100
Betrieb	B	3SB19 01-2AP	100	10 units	102	0.100
Running	B	3SB19 01-2EV	100	10 units	102	0.100
Störung	B	3SB19 01-2AQ	100	10 units	102	0.100
Fault	B	3SB19 01-2EW	100	10 units	102	0.100
Einrichten	B	3SB19 01-2AR	100	10 units	102	0.100
Reset	B	3SB19 01-2EM	100	10 units	102	0.100
Test	B	3SB19 01-2EN	100	10 units	102	0.100
Start	B	3SB19 01-2EL	100	10 units	102	0.100
Halt	B	3SB19 01-2AK	100	10 units	102	0.100
Stop	B	3SB19 01-2EK	100	10 units	102	0.100
Stop Start	B	3SB19 01-2BC	100	10 units	102	0.100
Hand Auto	B	3SB19 01-2BA	100	10 units	102	0.100
Man Auto	B	3SB19 01-2EU	100	10 units	102	0.100
Hand O Auto	B	3SB19 01-2BE	100	10 units	102	0.100
Man O Auto	B	3SB19 01-2ET	100	10 units	102	0.100



With graphic symbol

O	B	3SB19 01-2MB	100	10 units	102	0.100
I	B	3SB19 01-2MC	100	10 units	102	0.100
II	C	3SB19 01-2MD	100	10 units	102	0.100
III	B	3SB19 01-2ME	100	10 units	102	0.100
O I	B	3SB19 01-2MF	100	10 units	102	0.100
I O II	B	3SB19 01-2MG	100	10 units	102	0.100
1 2	C	3SB19 01-2ML	100	10 units	102	0.100
1 O 2	B	3SB19 01-2MK	100	10 units	102	0.100

With customized inscription

For inscriptions or symbols see "Options"

• Text line(s) or symbol with No.	B	3SB19 01-2XZ K0Y, K1Y, K2Y, K3Y or K5Y	1	1 unit	102	0.001
• Any inscription or symbol	C	K9Y	1	1 unit	102	0.001

Label holders










For round range, flat	B	3SB39 22-0AV	100	10 units	102	0.200
For potentiometer drives 3SB10 00-7CH07 ¹⁾	B	3SB39 22-0AS	1	1 unit	102	0.003
For square range, flat	B	3SB39 42-0AX	100	5 units	102	0.200

¹⁾ This label holder can also be used for pushbuttons with dust covers if the front plate thickness of 3 mm is not exceeded.

3SB3 Pushbutton Units and Indicator Lights, 22 mm

Inscriptions










Name plates

Inscription	DT	Inscription labels, self-adhesive 27 mm x 27 mm	PU (UNIT, SET, M)	PS*	PG	Weight per PU approx.
		Order No.	Price per PU			kg
Inscription labels, black						
<i>For self-inscription</i>						
	B	3SB39 03-1AA	100	10 units	102	0.100
<i>With inscription</i>						
	B	3SB39 03-1AB	100	10 units	102	0.100
	B	3SB39 03-1EB	100	10 units	102	0.100
	B	3SB39 03-1AC	100	10 units	102	0.100
	B	3SB39 03-1EC	100	10 units	102	0.100
	B	3SB39 03-1AD	100	10 units	102	0.100
	B	3SB39 03-1AE	100	10 units	102	0.100
	B	3SB39 03-1AF	100	10 units	102	0.100
	B	3SB39 03-1AG	100	10 units	102	0.100
	B	3SB39 03-1AH	100	10 units	102	0.100
	B	3SB39 03-1AJ	100	10 units	102	0.100
	B	3SB39 03-1AD	100	10 units	102	0.100
	B	3SB39 03-1AL	100	10 units	102	0.100
	B	3SB39 03-1AP	100	10 units	102	0.100
	B	3SB39 03-1AQ	100	10 units	102	0.100
	B	3SB39 03-1EL	100	10 units	102	0.100
	B	3SB39 03-1AK	100	10 units	102	0.100
	B	3SB39 03-1BC	100	10 units	102	0.100
	B	3SB39 03-1BA	100	10 units	102	0.100
<i>With graphic symbol</i>						
	B	3SB39 03-1MF	100	10 units	102	0.100
	B	3SB39 03-1NA	100	10 units	102	0.100
<i>With customized inscription</i>						
		For inscriptions or symbols see "Options"				
	B	3SB39 03-1XZ • Text line(s) or symbol with No.	1	1 unit	102	0.001
	C	K9Y • Any inscription or symbol	1	1 unit	102	0.001
Inscription labels, silver-colored						
<i>For self-inscription</i>						
	B	3SB19 06-2AA	100	10 units	102	0.100
<i>With customized inscription</i>						
	B	3SB19 06-2XZ • Text line(s) or symbol with No.	1	1 unit	102	0.001
	C	K9Y • Any inscription or symbol	1	1 unit	102	0.001
Label holders						
	B	3SB39 23-0AV	100	10 units	102	0.200
	C	3SB39 23-0AX	1	10 units	102	0.005
	B	3SB39 23-0AS	1	1 unit	102	0.003
	B	3SB39 43-0AX	100	1 unit	102	0.200

3SB3 Pushbutton Units and Indicator Lights, 22 mm

Inscriptions

Name plates

Inscription	DT	Inscription labels for snapping on 17.5 mm x 28 mm	PU (UNIT, SET, M)	PS*	PG	Weight per PU approx.
		Order No.	Price per PU			kg
Inscription labels, black						
<i>For self-inscription</i>						
	B	3SB39 05-1AA	100	10 units	102	0.100
<i>With inscription</i>						
	B	3SB39 05-1AB	100	10 units	102	0.100
	B	3SB39 05-1AC	100	10 units	102	0.100
	B	3SB39 05-1AD	100	10 units	102	0.100
	B	3SB39 05-1AE	100	10 units	102	0.100
	B	3SB39 05-1AG	100	10 units	102	0.100
	B	3SB39 05-1AL	100	10 units	102	0.100
	B	3SB39 05-1AP	100	10 units	102	0.100
	B	3SB39 05-1AQ	100	10 units	102	0.100
	B	3SB39 05-1EL	100	10 units	102	0.100
	B	3SB39 05-1AK	100	10 units	102	0.100
	B	3SB39 05-1EK	100	10 units	102	0.100
	B	3SB39 05-1BC	100	10 units	102	0.100
	B	3SB39 05-1BA	100	10 units	102	0.100
<i>With graphic symbol</i>						
	B	3SB39 05-1MF	100	10 units	102	0.100
	B	3SB39 05-1NJ	100	10 units	102	0.100
	B	3SB39 05-1NA	100	10 units	102	0.100
<i>With customized inscription</i>						
	B	3SB39 05-1XZ For inscriptions or symbols see "Options" • Text line(s) or symbol with No.	1	1 unit	102	0.001
	C	K9Y • Any inscription or symbol	1	1 unit	102	0.001
Inscription labels, silver-colored						
<i>For self-inscription</i>						
	B	3SB19 04-2AA	100	10 units	102	0.100
<i>With inscription</i>						
	B	3SB19 04-2AB	100	10 units	102	0.100
	B	3SB19 04-2AC	100	10 units	102	0.100
	B	3SB19 04-2AD	100	10 units	102	0.100
	B	3SB19 04-2AE	100	10 units	102	0.100
	B	3SB19 04-2AG	100	10 units	102	0.100
	B	3SB19 04-2AL	100	10 units	102	0.100
	B	3SB19 04-2AP	100	10 units	102	0.100
	B	3SB19 04-2AQ	100	10 units	102	0.100
	B	3SB19 04-2EL	100	10 units	102	0.100
	B	3SB19 04-2AK	100	10 units	102	0.100
	B	3SB19 04-2EK	100	10 units	102	0.100
	B	3SB19 04-2BC	100	10 units	102	0.100
	B	3SB19 04-2BA	100	10 units	102	0.100
<i>With graphic symbol</i>						
	B	3SB19 04-2MF	100	10 units	102	0.100
	B	3SB19 04-2NJ	100	10 units	102	0.100
	B	3SB19 04-2NA	100	10 units	102	0.100
<i>With customized inscription</i>						
	B	3SB19 04-2XZ For inscriptions or symbols see "Options" • Text line(s) or symbol with No.	1	1 unit	102	0.001
	C	K9Y • Any inscription or symbol	1	1 unit	102	0.001
Label holders						
<i>For round design</i>						
	▶	3SB39 25-0AV	100	10 units	102	0.200

3SB3 Pushbutton Units and Indicator Lights, 22 mm

Inscriptions

Name plates

Options

Customized inscriptions

The labels can be inscribed with text and symbols not listed in the ordering data.

The following letter heights are used as standard for text inscriptions:

- Label size 12.5 mm × 27 mm: up to 3 lines with letter height 4 mm (1-line), 3.5 mm (2-line) or 2.5 mm (3-line)
- Label size 27 mm × 27 mm: up to 5 lines with letter height 4 mm (1- to 5-line)
- Label size 17.5 mm × 28 mm: up to 3 lines with letter height 4 mm (1- to 2-line) or 3 mm (3-line)

Up to 11 characters per line are possible. The typeface used is Arial. Other letter heights and typefaces are possible, but must be specified when ordering.

Examples for customized inscription




Two-line inscription in upper/lower case lettering (K0Y)



Single-line inscription in upper case lettering (K1Y)



Three-line inscription in lower case letters (K2Y)



Symbol number 5011 according to IEC 60417 (K3Y)



Any symbol according to order form supplement (K9Y)

Ordering notes

Append the following codes to the Order No.:

- Text line(s) in upper/lower case, upper case always for beginning of line (e. g. "Lift off"): **K0Y**
- Text line(s) in upper case (e. g. "LIFT OFF"): **K1Y**
- Text line(s) in lower case (e. g. "lift off"): **K2Y**
- Text line(s) in upper/lower case, all words begin with upper case letters (e. g. "Lift Off"): **K5Y**
- Symbol with number according to ISO 7000 or IEC 60417: **K3Y**
- Any inscription or symbol according to order form supplement: **K9Y**

When ordering, specify the required inscription in plain text in addition to the order number and order code. In the case of special inscriptions with words in languages other than German, give the exact spelling and specify the language.

In the case of multi-line inscriptions, the text must be assigned to the respective line, e. g. "Z1 = Lift, Z2 = Lower". For long words you can also specify the end-of-line division (see [ordering example 1](#)).

Symbols can also be ordered with numbers according to ISO 7000 or IEC 60417 (see [ordering example 2 and 3](#)).

For special symbols (order code K9Y), a CAD drawing in DXF format can be submitted.

Ordering example 1

A label with 2 lines of text is required:

3SB39 02-1XZ
K1Y
Z1 = LIFT
Z2 = LOWER

Ordering example 2

A label inscribed with symbol No. 5011 according to IEC 60417 is required:

3SB39 02-1XZ
K3Y
Z = 5011 IEC

Ordering example 3

A label inscribed with symbol No. 1118 according to ISO 7000 is required:











3SB39 02-1XZ
K3Y
Z = 1118 ISO

3SB3 Pushbutton Units and Indicator Lights, 22 mm

Accessories and Spare Parts

Buttons and lenses

Selection and ordering data

Version	Color	DT	Order No.	Price per PU	PU (UNIT, SET, M)	PS*	PG	Weight per PU approx. kg
Buttons and lenses for round version¹⁾								
 3SB39 30-0CA6	Buttons, flat For round illuminated pushbuttons and illuminated switches, plastic version	Red	B	3SB39 30-0CA2		100	10 units	102 0.001
		Yellow	B	3SB39 30-0CA3		100	10 units	102 0.001
		Green	B	3SB39 30-0CA4		100	10 units	102 0.001
		Blue	B	3SB39 30-0CA5		100	10 units	102 0.001
		White	B	3SB39 30-0CA6		100	10 units	102 0.001
		Clear	B	3SB39 30-0CA7		100	10 units	102 0.001
	 3SB39 30-0EA3	Buttons, flat For round pushbuttons and switches, metal version	Black	B	3SB39 30-0EA1		100	10 units
		Red	B	3SB39 30-0EA2		100	10 units	102 0.002
		Yellow	B	3SB39 30-0EA3		100	10 units	102 0.002
		Green	B	3SB39 30-0EA4		100	10 units	102 0.002
		Blue	B	3SB39 30-0EA5		100	10 units	102 0.002
		White	B	3SB39 30-0EA6		100	10 units	102 0.002
		Clear	B	3SB39 30-0EA7		100	10 units	102 0.002
 3SB39 30-0DA4	Buttons, raised For round illuminated pushbuttons and illuminated switches, plastic version	Red	B	3SB39 30-0DA2		1	10 units	102 0.003
		Green	B	3SB39 30-0DA4		1	10 units	102 0.003
		Clear	B	3SB39 30-0DA7		1	10 units	102 0.003
 3SB39 30-0FA4	Buttons, raised For round pushbuttons and switches, metal version	Black	B	3SB39 30-0FA1		1	10 units	102 0.003
		Red	C	3SB39 30-0FA2		1	10 units	102 0.003
		Yellow	C	3SB39 30-0FA3		1	10 units	102 0.003
		Green	C	3SB39 30-0FA4		1	10 units	102 0.003
		Blue	C	3SB39 30-0FA5		1	10 units	102 0.003
		White	C	3SB39 30-0FA6		1	10 units	102 0.003
		Clear	C	3SB39 30-0FA7		1	10 units	102 0.003
 3SB39 30-0GA3	Buttons, flat, solvent-resistant cap²⁾ For round illuminated pushbuttons and illuminated switches, metal version	Amber	B	3SB39 30-0GA0		100	10 units	102 0.002
		Red	B	3SB39 30-0GA2		100	10 units	102 0.002
		Yellow	B	3SB39 30-0GA3		100	10 units	102 0.002
		Green	B	3SB39 30-0GA4		100	10 units	102 0.002
		Blue	B	3SB39 30-0GA5		100	10 units	102 0.002
		White	B	3SB39 30-0GA6		100	10 units	102 0.002
		Clear	B	3SB39 30-0GA7		100	10 units	102 0.002
 3SB39 30-0HA4	Buttons, raised For round illuminated pushbuttons and illuminated switches, metal version	Red	B	3SB39 30-0GA20-0PA0		100	10 units	102 0.200
		Yellow	B	3SB39 30-0GA30-0PA0		100	10 units	102 0.200
		Green	B	3SB39 30-0GA40-0PA0		100	10 units	102 0.200
		Blue	B	3SB39 30-0GA50-0PA0		100	10 units	102 0.200
		White	B	3SB39 30-0GA60-0PA0		100	10 units	102 0.200
		Clear	B	3SB39 30-0GA70-0PA0		100	10 units	102 0.200
		Amber	C	3SB39 30-0HA0		1	10 units	102 0.003
	Red	C	3SB39 30-0HA2		1	10 units	102 0.003	
	Yellow	C	3SB39 30-0HA3		1	10 units	102 0.003	
	Green	C	3SB39 30-0HA4		1	10 units	102 0.003	
	Blue	C	3SB39 30-0HA5		1	10 units	102 0.003	
	White	C	3SB39 30-0HA6		1	10 units	102 0.003	
	Clear	C	3SB39 30-0HA7		1	10 units	102 0.003	
 3SB39 30-6BA3	Lenses, smooth For round indicator lights, plastic and metal version	Amber	C	3SB39 30-6BA0		1	10 units	102 0.002
		Red	B	3SB39 30-6BA2		1	10 units	102 0.002
		Yellow	B	3SB39 30-6BA3		1	10 units	102 0.002
		Green	B	3SB39 30-6BA4		1	10 units	102 0.002
		Blue	B	3SB39 30-6BA5		1	10 units	102 0.002
		White	B	3SB39 30-6BA6		1	10 units	102 0.002
		Clear	B	3SB39 30-6BA7		1	10 units	102 0.002
 3SB39 30-6CA3	Lenses with concentric rings For round indicator lights, plastic and metal version	Amber	B	3SB39 30-6CA0		1	10 units	102 0.002
		Red	B	3SB39 30-6CA2		1	10 units	102 0.002
		Yellow	B	3SB39 30-6CA3		1	10 units	102 0.002
		Green	B	3SB39 30-6CA4		1	10 units	102 0.002
		Blue	B	3SB39 30-6CA5		1	10 units	102 0.002
		White	B	3SB39 30-6CA6		1	10 units	102 0.002
		Clear	B	3SB39 30-6CA7		1	10 units	102 0.002
Buttons and lenses for square version								
 3SB39 50-0CA6	Buttons, flat For square illuminated pushbuttons and illuminated switches, plastic version	Red	B	3SB39 50-0CA2		100	10 units	102 0.001
		Yellow	B	3SB39 50-0CA3		100	10 units	102 0.001
		Green	B	3SB39 50-0CA4		100	10 units	102 0.001
		Blue	B	3SB39 50-0CA5		100	10 units	102 0.001
		White	B	3SB39 50-0CA6		100	10 units	102 0.001
		Clear	B	3SB39 50-0CA7		100	10 units	102 0.001
 3SB39 50-6AA2	Lenses, smooth For square indicator lights, plastic version	Red	B	3SB39 50-6AA2		1	10 units	102 0.002
		Yellow	B	3SB39 50-6AA3		1	10 units	102 0.002
		Green	B	3SB39 50-6AA4		1	10 units	102 0.002
		Blue	B	3SB39 50-6AA5		1	10 units	102 0.002
		White	B	3SB39 50-6AA6		1	10 units	102 0.002
		Clear	B	3SB39 50-6AA7		1	10 units	102 0.002

¹⁾ In scope of supply of pushbuttons or indicator lights.






²⁾ Not suitable for laser inscription.

3SB3 Pushbutton Units and Indicator Lights, 22 mm

Accessories and Spare Parts

Lamps, acoustic signal transformers and keys

Selection and ordering data

Version	Rated voltage	Color	DT	Order No.	Price per PU	PU (UNIT, SET, M)	PS*	PG	Weight per PU approx. kg	
Lamps, BA 9s bases¹⁾										
 3SB19 02-0AY	Incandescent lamps 1.2 W Length up to 28 mm, max. bulb diameter 10 mm	24 AC/DC	Clear	A	3SB19 02-0AY		1	10 units	102	0.003
	Incandescent lamps 2 W Length up to 28 mm, max. bulb diameter 10 mm	6 AC/DC 12 AC/DC 24 AC/DC 30 AC/DC 48 AC/DC 60 AC/DC	Clear	A	3SX1 342 3SX1 343 3SX1 344 3SB19 02-2AF 3SB19 02-1AP 3SR94 24		1	10 units	102	0.003
	Incandescent lamps 2.6 W Length up to 28 mm, max. bulb diameter 10 mm	110 ... 130 AC/DC ²⁾	Clear	▶	3SX1 731		1	10 units	102	0.003
 3SB39 01-1PA	Multi-incandescent lamps 1.2 W Endurance 25 000 h, high resistance to vibration	24 AC/DC		B	3SB19 02-2BU		1	10 units	102	0.002
	LED lamps, super-bright Length up to 28 mm, max. bulb diameter 10 mm, max. operational current 15 mA	24 AC/DC	Red Yellow Green Blue White	▶ B ▶ B ▶ B	3SB39 01-1CA 3SB39 01-1BA 3SB39 01-1DA 3SB39 01-1PA 3SB39 01-1QA		1	10 units	102	0.002
		48 AC/DC	Red Yellow Green Blue White	B B B B B	3SB39 01-1CC 3SB39 01-1BC 3SB39 01-1DC 3SB39 01-1PC 3SB39 01-1QC		1	10 units	102	0.002
		130 AC, 70 ... 90 DC, if X1 at "+"	Red Yellow Green Blue White	B B B B B	3SB39 01-1CD 3SB39 01-1BD 3SB39 01-1DD 3SB39 01-1PD 3SB39 01-1QD		1	10 units	102	0.002
		230 AC, 110 ... 160 DC, if X1 at "+"	Red Yellow Green Blue White	B B B B B	3SB39 01-1CF 3SB39 01-1BF 3SB39 01-1DF 3SB39 01-1PF 3SB39 01-1QF		1	10 units	102	0.003
		230 AC/DC	Red Yellow Green Blue White	B B B B B	3SB39 01-1CG 3SB39 01-1BG 3SB39 01-1DG 3SB39 01-1PG 3SB39 01-1QG		1	10 units	102	0.003
 3SB19 02-4MC	LED lamps Length up to 28 mm, max. bulb diameter 10 mm, max. operational current 15 mA	22 ... 32 DC	Red Yellow Green	D D D	3SB19 02-4AJ 3SB19 02-4BJ 3SB19 02-4CJ		1	10 units	102	0.002
	LED lamps, flashing (1.4 Hz) Length up to 28 mm, max. bulb diameter 10 mm, operational current 24 ... 29 mA	24 DC	Red Yellow Green	B C C	3SB19 02-4LC 3SB19 02-4MC 3SB19 02-4NC		1	10 units	102	0.002
 3SX1 703	Glow lamps³⁾ Length 28 mm, bulb diameter 10 mm, operational current approx. 1.8 mA	110 AC 220 AC 220 AC	Clear Clear Green	A A C	3SX1 703 3SX1 701 3SX1 702		1	10 units	102	0.003
 3SB19 02-2AD	Lamp extractors For lamps with BA 9s base			▶	3SB19 02-2AD		1	1 unit	102	0.006

¹⁾ Essential accessories when using lampholders with BA 9s base and delivery without lamp.

²⁾ Also for 230 V when used with a 3SB34 00-1C voltage reducer.

³⁾ Due to the inherent orange color of glow lamps and their lower luminance level compared to incandescent lamps, it is recommended that they should only be used with clear or red screw lenses and in areas where ambient light levels are not very high.






3SB3 Pushbutton Units and Indicator Lights, 22 mm

Accessories and Spare Parts


Lamps, acoustic signal transformers and keys

Version	Rated voltage	Color	DT	Order No.	Price per PU	PU (UNIT, SET, M)	PS*	PG	Weight per PU approx. kg
---------	---------------	-------	----	-----------	--------------	-------------------	-----	----	--------------------------

Lamps, Wedge bases¹⁾

 3SB29 08-1AE	Incandescent lamps Wedge base W2 × 4.6 d, 1.0 W	6 AC/DC	Clear	C	3SB29 08-1AA	100	10 units	102	0.100
		12 AC/DC		B	3SB29 08-1AB	100	10 units	102	0.100
		24 AC/DC		▶	3SB29 08-1AC	100	10 units	102	0.100
		30 AC/DC		A	3SB29 08-1AD	100	10 units	102	0.100
		48 AC/DC		B	3SB29 08-1AE	1	10 units	102	0.001
		60 AC/DC		B	3SB29 08-1AF	1	10 units	102	0.001
 3SB39 01-1SB	LED lamps, super-bright Wedge base W2 × 4.6 d, operational current 10 mA	24 AC/DC	Red Yellow Green White Blue	B	3SB39 01-1SB	1	10 units	102	0.001
				B	3SB39 01-1RB	1	10 units	102	0.001
				B	3SB39 01-1TB	1	10 units	102	0.001
				B	3SB39 01-1UB	1	10 units	102	0.001
				B	3SB29 08-1BD	1	10 units	102	0.001
				B	3SB29 08-1BD	1	10 units	102	0.001
 3SB39 01-1VE		28 AC/DC	Red Yellow Green White Blue	B	3SB39 01-1SE	1	10 units	102	0.001
				B	3SB39 01-1RE	1	10 units	102	0.001
				B	3SB39 01-1TE	1	10 units	102	0.001
				B	3SB39 01-1UE	1	10 units	102	0.001
				D	3SB39 01-1VE	1	10 units	102	0.001
				D	3SB39 01-1VE	1	10 units	102	0.001
 3SB29 08-2AB	Lamp extractors For lamps with bases W2 × 4.6 d			▶	3SB29 08-2AB	1	1 unit	102	0.003
 3SB19 02-1AU	Lamp adapters For fitting a lamp with a Wedge base socket into a BA 9s lampholder			C	3SB19 02-1AU	1	1 unit	102	0.002

Acoustic signal transformers, BA 9s base


 3SB19 02-2BN	Acoustic signal transformers For acoustic signaling devices ²⁾ Operational current 25 mA, 0.6 W, sound pressure 80 dB/10 cm	24 ... 28 DC		B	3SB19 02-2BN	1	1 unit	102	0.004
---	--	--------------	--	---	---------------------	---	--------	-----	-------

¹⁾ Can be used with lamp adapters in lampholders with BA 9s base.

²⁾ For increased protection, the IP65 acoustic signaling device (complete unit) can be used.

Version	Lock	Color	DT	Order No.	Price per PU	PU (UNIT, SET, M)	PS*	PG	Weight per PU approx. kg
---------	------	-------	----	-----------	--------------	-------------------	-----	----	--------------------------

Keys for actuators¹⁾²⁾

 3SY1 054	Ronis	SB 30		B	3SB39 10-4A	1	1 unit	102	0.012	
	BKS	S1		A	3SY1 066	1	1 unit	102	0.007	
	CES	LSG 1		B	3SB19 10-2F	1	1 unit	102	0.007	
		SSG 10		B	3SY1 054	1	1 unit	102	0.007	
		SSP 9		A	3SY1 052	1	1 unit	102	0.008	
	IKON	360012 K1		A	3SY1 053	1	1 unit	102	0.007	
		O.M.R.	73038	Light blue	C	3SB19 10-2L	1	1 unit	102	0.011
			73037	Red	B	3SB19 10-2M	1	1 unit	102	0.011
			73034	Black	B	3SB19 10-2N	1	1 unit	102	0.011
	73033		Yellow	D	3SB19 10-2P	1	1 unit	102	0.011	

¹⁾ Included in scope of supply of the key-operated switches and the EMERGENCY-STOP mushroom pushbuttons with lock.

²⁾ Also available with special lock. Supplement Order No. with "-Z" and quote the required lock in plain text. Additional price on request. This does not include locks for VW and main and general locking systems.

3SB3 Pushbutton Units and Indicator Lights, 22 mm

Accessories and Spare Parts

Protective covers

Selection and ordering data

Version	Use	Color	DT	Order No.	Price per PU	PU (UNIT, SET, M)	PS*	PG	Weight per PU approx. kg
Protective caps¹⁾, degree of protection IP67									
<i>Material: elastolan</i>									
 3SB39 21-0AJ	Protective caps For round version	Flat button (plastic)	Clear	B	3SB39 21-0AJ		1	1 unit	102 0.001
	• PVC	Flat button (metal), raised button (plastic)	Clear	B	3SB39 21-0AM		1	1 unit	102 0.002
		Raised button (metal)	Clear	C	3SB19 02-2AN		1	1 unit	102 0.004
 3SB39 41-0AJ	Protective caps For square version	Flat button (plastic)	Clear	B	3SB39 41-0AJ		1	1 unit	102 0.002
<i>Material: silicone</i>									
 3SB39 21-0AH	Protective caps For round version	Flat button (plastic)	Clear	B	3SB39 21-0AH		1	1 unit	102 0.002
 3SB19 02-0AK		Flat button (metal), raised button (plastic)	Clear	B	3SB19 02-0AK		1	1 unit	102 0.002
 3SB19 02-0AN		Raised button (metal)	Clear	B	3SB19 02-0AN		1	1 unit	102 0.003
 3SB39 21-0BA	Protective caps For round version	Selector switch (plastic and metal, normal handle)	Clear	B	3SB39 21-0BA		1	1 unit	102 0.003
 3SB19 02-2BH	Protective caps For round version	Mushroom push-pull button, Ø 40 mm (plastic and metal)	Clear	B	3SB19 02-2BH		1	1 unit	102 0.006
 3SB39 21-0BU		EMERGENCY-STOP mushroom push-button, Ø 40 mm (plastic and metal)	Clear	B	3SB39 21-0BU		1	1 unit	102 0.013
 3SB39 41-0AH	Protective caps For square version	Flat button (plastic)	Clear	B	3SB39 41-0AH		1	1 unit	102 0.002

¹⁾ Only for mounting on front plates.
Not to be used with label holder.

3SB3 Pushbutton Units and Indicator Lights, 22 mm

Accessories and Spare Parts

Protective covers

Version	Use	Color	DT	Order No.	Price per PU	PU (UNIT, SET, M)	PS*	PG	Weight per PU approx. kg	
Other protective caps¹⁾										
	Sealable caps For round version	Flat button (plastic)	Black	B	3SB19 02-0AL		1	1 unit	102	0.003
		Flat button (metal), raised button (plastic)	Clear	B	3SB19 02-2AR		1	1 unit	102	0.011
										
	Dust covers For use in dusty environments	Key-operated switch BKS, CES, IKON, O.M.R.	Clear	B	3SB39 21-0BT		1	1 unit	102	0.003
	Protective collars for front plates	EMERGENCY-STOP mushroom pushbutton without lock	Yellow	▶	3SB39 21-0AK		1	1 unit	102	0.044
			Gray	C	3SB39 21-0AP		1	1 unit	102	0.043
			EMERGENCY-STOP mushroom pushbutton with lock	Yellow	B	3SB39 21-0AX		1	1 unit	102
	Protective collars for EMERGENCY-STOP for 5 padlocks ²⁾ For round version	3SB3...-1AA20 EMERGENCY-STOP mushroom pushbutton	Yellow	▶	3SB39 21-0CG		1	1 unit	102	0.044
	Sun collars For round version	Illuminated pushbutton	Black	B	3SB39 21-0AS		1	1 unit	102	0.003
Blanking plugs for spare command points for front plates										
	Blanking plugs For round version	Plastic version	Black	▶	3SB39 21-0AA		1	10 units	102	0.012
	Blanking plugs For square version	Plastic version	Black	B	3SB39 41-0AA		1	1 unit	102	0.013
	Blanking plugs For round version	Metal version	Aluminized	B	3SB19 02-0AQ		1	10 units	102	0.081

¹⁾ Only for mounting on front plates.
Not to be used with label holder.







²⁾ The protective collar must only be used to protect against inadvertent actuating and must be fitted to allow unimpeded actuation of the EMERGENCY-STOP mushroom pushbutton.

3SB3 Pushbutton Units and Indicator Lights, 22 mm

Accessories and Spare Parts

Miscellaneous accessories

Selection and ordering data

Version	Use	Inscription	DT	Order No.	Price per PU	PU (UNIT, SET, M)	PS*	PG	Weight per PU approx. kg		
Yellow name plates for EMERGENCY-STOP											
<i>For use on front plates</i>											
	Name plates, round Self-adhesive, external diameter 80 mm, hole 23 mm	EMERGENCY-STOP	Blank	B	3SB39 21-0AB	1	1 unit	102	0.002		
		mushroom pushbutton (round version)	4 languages: G, En, It, Sp	B	3SB39 21-0BW	1	1 unit	102	0.001		
			NOT-HALT	B	3SB39 21-0AC	1	1 unit	102	0.001		
			NOT-AUS	B	3SB39 21-0CK	1	1 unit	102	0.001		
			EMERGENCY STOP	B	3SB39 21-0AD	1	1 unit	102	0.001		
	Name plates, round Self-adhesive, external diameter 80 mm, cut-out 26 mm × 26 mm		ARRET D'URGENCE	B	3SB39 21-0AG	1	1 unit	102	0.002		
			EMERGENZA	B	3SB39 21-0AN	1	1 unit	102	0.002		
		EMERGENCY-STOP	Blank	B	3SB39 41-0AB	1	1 unit	102	0.001		
		mushroom pushbutton (square version)	NOT-HALT	B	3SB39 41-0AC	1	1 unit	102	0.001		
			NOT-AUS	B	3SB39 41-0BX	1	1 unit	102	0.001		
	Name plates, round 1 mm thick, external diameter 75 mm, hole 22.5 mm		EMERGENCY STOP	B	3SB39 41-0AD	1	1 unit	102	0.002		
			Blank	B	3SB19 02-2BA	1	1 unit	102	0.006		
		mushroom pushbutton (round version)	NOT-HALT	B	3SB19 02-2BB	1	1 unit	102	0.006		
			NOT-AUS	B	3SB39 21-0CH	1	1 unit	102	0.006		
			EMERGENCY-STOP	Blank	B	3SB39 21-0DA	1	1 unit	102	0.020	
	Name plates, round Self-adhesive, external diameter 60 mm, hole 23 mm ¹⁾ Illuminated, suitable as signaling device for EMERGENCY-STOP, with plug-in connection for 24 V AC/DC ²⁾		NOT-HALT	B	3SB39 21-0DK	1	1 unit	102	0.020		
			NOT-AUS	B	3SB39 21-0DC	1	1 unit	102	0.020		
			EMERGENCY STOP	B	3SB39 21-0DD	1	1 unit	102	0.020		
		Inscription labels									
			Inscription labels For supporting dust resistance	Contact blocks		B	3SB39 01-0CH	100	10 units	102	0.100
Unit labeling plates											
	Unit labeling plates	Contact blocks		B	3TX4 210-0H	100	100 units	101	0.300		








¹⁾ For front panel thickness of max. 4 mm.

²⁾ The illuminated label can also be operated through the AS-Interface F adapter (see page 9/63).

3SB3 Pushbutton Units and Indicator Lights, 22 mm

Accessories and Spare Parts

Miscellaneous accessories

Version	Use	DT	Order No.	Price per PU	PU (UNIT, SET, M)	PS*	PG	Weight per PU approx. kg
Holders and pressure plates								
 3SB39 01-0AB	Holders For snapping on 3 blocks ¹⁾		▶ 3SB39 01-0AB		100	20 units	102	0.100
 3SB39 01-0AC	Holders with pressure plate For actuating the central contact block of 3 contact blocks		▶ 3SB39 01-0AC		100	10 units	102	0.200
 3SB39 01-0AW	Pressure plates For actuating the central contact block of 3 contact blocks	B	3SB39 01-0AW		100	10 units	102	0.100
Holders for commanding and signaling elements²⁾								
 3SB39 31-0AA	Holders For plastic version, round		▶ 3SB39 31-0AA		1	10 units	102	0.014
 3SB39 51-0AA	Holders For plastic version, square	B	3SB39 51-0AA		1	1 unit	102	0.013
 3SB39 31-0AC	Holders For metal version, round		▶ 3SB39 31-0AC		1	10 units	102	0.044
 3SB39 21-0BD	Grounding screws For grounding metal actuators for fitting in front plates made of non-conducting materials	B	3SB39 21-0BD		100	50 units	102	0.100

¹⁾ The holder for illuminated commanding devices is included in the scope of supply.

²⁾ The matching holder for actuators and indicators is included in the scope of supply (exception: Order with order code "B01").

3SB3 Pushbutton Units and Indicator Lights, 22 mm

Accessories and Spare Parts

Miscellaneous accessories

Version	Use	Color	DT	Order No.	Price per PU	PU (UNIT, SET, M)	PS*	PG	Weight per PU approx. kg
Tools									
	Blanking tools 26 mm x 26 mm, for square version		B	3SB39 41-0AF		1	1 unit	102	0.817
3SB39 41-0AF									
	Hole drilling templates For 30 mm x 30 mm grid, horizontal, for round and square versions		C	3SB19 02-2BG		1	1 unit	102	0.015
3SB19 02-2BG									
	Mounting tools For buttons and lenses, metal version		B	3SB39 21-0BC		1	1 unit	102	0.024
3SB39 21-0BC									
	Mounting tools For potentiometer drives and for pushbuttons with extended stroke		C	3SX1 707		1	1 unit	102	0.018
3SX1 707									
	Dismantling tools For contact blocks and lampholders	Blocks with screw terminals	B	3SB39 01-0CB		1	1 unit	102	0.015
3SB39 01-0CB									
	Dismantling tools For contact blocks and lampholders	Blocks with spring-type terminals	C	3SB39 01-0CG		1	1 unit	102	0.010
3SB39 01-0CG									
Various accessories									
	Single frames For square design of the round version	Black	C	3SB39 21-0AU		1	1 unit	102	0.002
3SB39 21-0AU									
	Adapter parts Adapters for 30.5 mm mounting hole, comprising a metal disk with an adhesive layer on one side, degree of protection IP65	As thrust ring for a thin molded-plas- tic front plate	B	3SB39 21-0AE		1	1 unit	102	0.008
3SB39 21-0AE									
	Printed circuit board holders For mounting the com- mand devices on the printed circuit board (screw is included in the scope of supply)	Contact blocks and lamphold- ers for solder connection	B	3SB39 01-0AA		100	10 units	102	0.200
3SB39 01-0AA									
	Extension plungers For compensation of the distance between a pushbutton and the unlatching button of an overload relay	Pushbuttons with extended stroke	A	3SX1 335		1	1 unit	102	0.004
3SX1 335									

3SB3 Pushbutton Units and Indicator Lights, 22 mm Enclosures

General data

Overview



Enclosed pushbuttons and indicator lights are used as hand operated control devices for separately allocated control units and cabinets.

Enclosures with handle are available for suspension (e. g. for crane control units).

The enclosed pushbuttons and indicator lights are available with conventional controls as well as for connection to the AS-Interface bus system.

The following versions are available:

- Enclosure with standard fittings with 1 to 3 command points
- Enclosure with customized equipment with 1 to 6 command points
- Empty enclosures (individual parts must be ordered separately)

Customer-specific enclosures

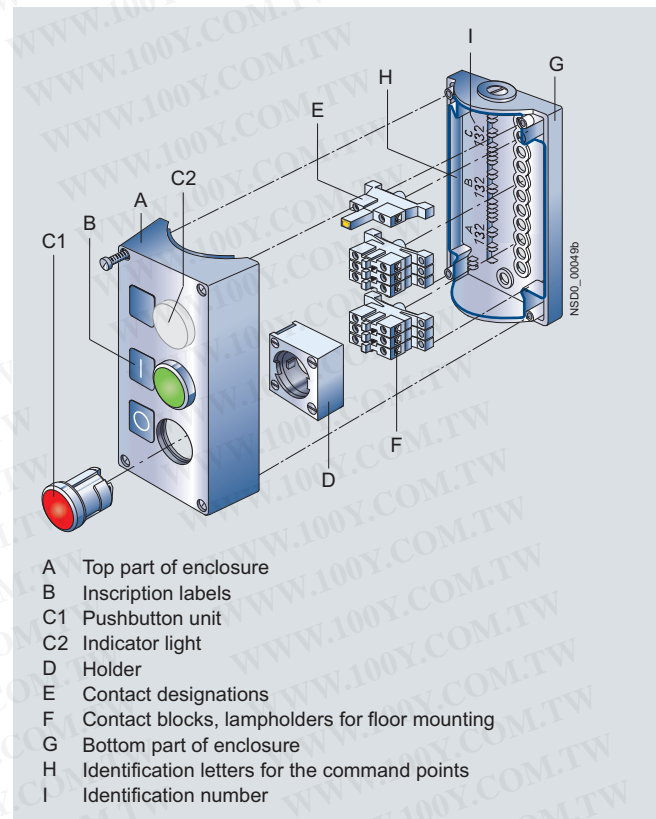
Enclosures with more than 6 command points can also be supplied with AS-Interface connection.

For AS-Interface enclosures see page 9/94.

Application

The devices are climate-proof (KTW 24) according to DIN 50017 and suitable for stationary use (weather-protected).

Enclosures with standard fittings



- A Top part of enclosure
- B Inscription labels
- C1 Pushbutton unit
- C2 Indicator light
- D Holder
- E Contact designations
- F Contact blocks, lampholders for floor mounting
- G Bottom part of enclosure
- H Identification letters for the command points
- I Identification number

Standards

IEC 60947-5-1, EN 60947-5-1.

3SB3 Pushbutton Units and Indicator Lights, 22 mm Enclosures

Enclosures with standard fittings

Overview

Enclosures with standard fittings are available with:

- 1 to 3 command points
- Operational voltage up to 400 V
- Vertical mounting type
- Plastic enclosures are equipped with plastic actuators and indicators, metal enclosures are equipped with metal actuators and indicators
- Contact blocks and lampholders for floor mounting (are snapped into the enclosure base). Screw terminals (box terminals) as standard; some versions also with spring-type terminals (Order No. ends with -0CC0).

The actuators/indicators are fixed with an enclosure nut. If required it can be disassembled with a 27 mm socket wrench or with a 3SX17 07 ring nut wrench.


Color of enclosure cover:

- Gray, RAL 7035, or
- Yellow, RAL 1004

Color of enclosure base:

- Black, RAL 9005

Selection and ordering data

Equipment	Contact block function	Number of command points	DT	Screw terminals		PU (UNIT, SET, M)	PS*	PG	Weight per PU approx.
				Order No.	Price per PU				kg

Plastic enclosures with standard fittings

Cable entry top and bottom each 1 x M20







3SB38 01-0DA3

A = Pushbutton green, label "I"	1 NO	1	B	3SB38 01-0DA3		1	1 unit	102	0.210
A = Pushbutton red, label "O"	1 NC	1	B	3SB38 01-0DB3		1	1 unit	102	0.209
A = Pushbutton white, label "I"	1 NO	1	B	3SB38 01-0DD3		1	1 unit	102	0.205
A = Pushbutton black, label "O"	1 NC	1	B	3SB38 01-0DE3		1	1 unit	102	0.205



3SB38 01-0.F3

A = EMERGENCY-STOP mushroom pushbuttons, Ø 40 mm, with positive latching according to ISO 13850 and rotate-to-unlatch mechanism									
• With yellow top part, without protective collar	1 NC  ²⁾	1	B	3SB38 01-0DG3		1	1 unit	102	0.242
	2 NC  ²⁾	1	B	3SB38 01-0EG3		1	1 unit	102	0.250
• With yellow top part, with protective collar ¹⁾	1 NC  ²⁾	1	B	3SB38 01-0DF3		1	1 unit	102	0.270
	2 NC  ²⁾	1	B	3SB38 01-0EF3		1	1 unit	102	0.270



3SB38 02-0DA3

B = Pushbutton green, label "I", A = Pushbutton red, label "O"	1 NO, 1 NC	2	B	3SB38 02-0DA3		1	1 unit	102	0.261
B = Pushbutton white, label "I", A = Pushbutton black, label "O"	1 NO, 1 NC	2	B	3SB38 02-0DB3		1	1 unit	102	0.260



3SB38 03-0DA3

C = Indicator light clear, label without inscription, B = Pushbutton green, label "I", A = Pushbutton red, label "O"	BA 9s ³⁾ , 1 NO, 1 NC	3	B	3SB38 03-0DA3		1	1 unit	102	0.320
C = Pushbutton black, label "I", B = Pushbutton black, label "I", A = Pushbutton red, label "O"	1 NO, 1 NO, 1 NC	3	C	3SB38 03-0DB3		1	1 unit	102	0.324
C = Indicator light clear, label without inscription, B = Pushbutton white, label "I", A = Pushbutton black, label "O"	BA 9s ³⁾ , 1 NO, 1 NC	3	C	3SB38 03-0DC3		1	1 unit	102	0.328

¹⁾ The protective collar must only be used to protect against inadvertent actuating and must be fitted to allow unimpeded access to the EMERGENCY-STOP mushroom pushbutton.

²⁾ Positive opening according to IEC 60947-5-1, Appendix K.

³⁾ Only lampholder; order lamp separately.

3SB3 Pushbutton Units and Indicator Lights, 22 mm Enclosures

Enclosures with standard fittings

Equipment	Contact block function	Number of command points	DT	Screw terminals	⊕	PU (UNIT, SET, M)	PS*	PG	Weight per PU approx.
				Spring-type terminals ³⁾	∞				
				Order No.	Price per PU				kg

Metal enclosures with standard fittings

Cable entry top and bottom each 1 x M20



3SB38 01-2DB3



3SB38 01-2.F3



3SB38 01-2EB30



3SB38 02-2DA3



3SB38 03-2DA3



3SB38 03-2DB3

A = Pushbutton green, label "I"	1 NO	1	B	3SB38 01-2DA3		1	1 unit	102	0.532
A = Pushbutton red, label "O"	1 NC	1	B	3SB38 01-2DB3		1	1 unit	102	0.535
A = Pushbutton white, label "I"	1 NO	1	B	3SB38 01-2DD3		1	1 unit	102	0.538
A = Pushbutton black, label "O"	1 NC	1	B	3SB38 01-2DE3		1	1 unit	102	0.530
A = EMERGENCY-STOP mushroom pushbuttons, Ø 40 mm, with positive latching acc. to ISO 13850 and rotate-to-unlatch mechanism									
• With yellow top part, without protective collar	1 NC → ²⁾	1	B	3SB38 01-2DG3		1	1 unit	102	0.591
	2 NC → ²⁾	1	B	3SB38 01-2EG3		1	1 unit	102	0.590
- With M12 plug	2 NC → ²⁾³⁾	1	C	3SB38 01-2EG10-0CC0		1	1 unit	102	0.590
• With yellow top part, with protective collar ¹⁾	1 NC → ²⁾	1	B	3SB38 01-2DF3		1	1 unit	102	0.684
	2 NC → ²⁾	1	B	3SB38 01-2EF3		1	1 unit	102	0.680
A = EMERGENCY-STOP mushroom pushbuttons, Ø 60 mm, with positive latching acc. to ISO 13850 and rotate-to-unlatch mechanism									
• With yellow top part, with protective collar for 5 padlocks	2 NC → ²⁾	1	B	3SB38 01-2EA30		1	1 unit	102	0.590
	2 NC → ²⁾³⁾	1	B	3SB38 01-2EA30-0CC0		1	1 unit	102	0.591
A = mushroom pushbutton, Ø 60 mm, black, with positive latching and rotate-to-unlatch mechanism									
• With gray top part, with protective collar for 5 padlocks	2 NC ³⁾	1	B	3SB38 01-2EB30-0CC0		1	1 unit	102	0.591
B = Pushbutton green, label "I", A = Pushbutton red, label "O"	1 NO, 1 NC	2	B	3SB38 02-2DA3		1	1 unit	102	0.675
B = Pushbutton white, label "I", A = Pushbutton black, label "O"	1 NO, 1 NC	2	B	3SB38 02-2DB3		1	1 unit	102	0.667
C = Indicator light clear, label without inscription, B = Pushbutton green, label "I", A = Pushbutton red, label "O"	BA 9s ⁴⁾ , 1 NO, 1 NC	3	B	3SB38 03-2DA3		1	1 unit	102	0.840
C = Pushbutton black, label "II", B = Pushbutton black, label "I", A = Pushbutton red, label "O"	1 NO, 1 NO, 1 NC	3	B	3SB38 03-2DB3		1	1 unit	102	0.856
C = Indicator light clear, label without inscription, B = Pushbutton white, label "I", A = Pushbutton black, label "O"	BA 9s ⁴⁾ , 1 NO, 1 NC	3	B	3SB38 03-2DC3		1	1 unit	102	0.844

¹⁾ The protective collar must only be used to protect against inadvertent actuating and must be fitted to allow unimpeded access to the EMERGENCY-STOP mushroom pushbutton.

²⁾ Positive opening according to IEC 60947-5-1, Appendix K.

³⁾ **-0CC0**: Contact blocks with spring-type terminals.

⁴⁾ Only lampholder; order lamp separately.

* You can order this quantity or a multiple thereof.

3SB3 Pushbutton Units and Indicator Lights, 22 mm Enclosures

Empty enclosures

Selection and ordering data

Version	Number of command points	DT	Order No.	Price per PU	PU (UNIT, SET, M)	PS*	PG	Weight per PU approx. kg
---------	--------------------------	----	-----------	--------------	-------------------	-----	----	--------------------------

Empty enclosures, plastic



3SB38 02-0AA3

Cable entry top and bottom
each 1 x M20 for 1 to 3 command points,
each 1 x M25 for 4 and 6 command points

For contact blocks, lampholders and accessories with snap-on floor mounting, also single-pole blocks for front plate mounting can be used (switching state is maintained upon opening)

With gray top part

1	B	3SB38 01-0AA3	1	1 unit	102	0.185
2	B	3SB38 02-0AA3	1	1 unit	102	0.214
3	B	3SB38 03-0AA3	1	1 unit	102	0.258
4	B	3SB38 04-0AA3	1	1 unit	102	0.301
6	B	3SB38 06-0AA3	1	1 unit	102	0.427



3SB38 01-0AB3

For EMERGENCY-STOP, for contact blocks, lampholders and accessories with snap-on floor mounting, also single-pole blocks for front plate mounting can be used (switching state is maintained upon opening)

• With yellow top part, without protective collar

1	B	3SB38 01-0AB3	1	1 unit	102	0.185
---	---	----------------------	---	--------	-----	-------

• With yellow top part, with protective collar¹⁾

1	B	3SB38 01-0AD3	1	1 unit	102	0.213
---	---	----------------------	---	--------	-----	-------

Empty enclosures, metal



3SB38 04-2AA3

Cable entry top and bottom
each 1 x M20 for 1 to 3 command points,
each 1 x M25 for 4 and 6 command points

For contact blocks, lampholders and accessories with snap-on floor mounting, also single-pole blocks for front plate mounting can be used (switching state is maintained upon opening)

With gray top part

1	B	3SB38 01-2AA3	1	1 unit	102	0.445
2	B	3SB38 02-2AA3	1	1 unit	102	0.524
3	B	3SB38 03-2AA3	1	1 unit	102	0.634
4	B	3SB38 04-2AA3	1	1 unit	102	0.735
6	B	3SB38 06-2AA3	1	1 unit	102	0.985



3SB38 01-2AB3

For EMERGENCY-STOP, for contact blocks, lampholders and accessories with snap-on floor mounting, also single-pole blocks for front plate mounting can be used (switching state is maintained upon opening)

• With yellow top part, without protective collar

1	B	3SB38 01-2AB3	1	1 unit	102	0.447
---	---	----------------------	---	--------	-----	-------

• With yellow top part, with protective collar¹⁾

1	B	3SB38 01-2AD3	1	1 unit	102	0.551
---	---	----------------------	---	--------	-----	-------



3SB38 01-2AD3

• With gray top part, with protective collar

1	B	3SB38 01-2AE3	1	1 unit	102	0.551
---	---	----------------------	---	--------	-----	-------

• With yellow top part, with protective collar for 3 padlocks, for mushroom Ø 40 mm, can be locked (BKS, CES, O.M.R.)

1	B	3SB38 01-2EC3	1	1 unit	102	0.551
---	---	----------------------	---	--------	-----	-------



3SB38 01-2EC3

¹⁾ The protective collar must only be used to protect against inadvertent actuating and must be fitted to allow unimpeded access to the EMERGENCY-STOP mushroom pushbutton.

3SB3 Pushbutton Units and Indicator Lights, 22 mm Enclosures

Customer-specific enclosures

Overview

Customized enclosures are available with:

- 1 to 6 command points
 - Operational voltage up to 400 V
- One command point comprises:
- 1 actuator or indicator
 - Up to 3 contact blocks or up to 2 contact blocks + 1 lampholder
 - 1 inscription label

For plastic enclosures the command points are equipped as standard with plastic actuators and indicators, for metal enclosures they are equipped with metal actuators and indicators.

For routing the cable in, one hole for M20 (for 1 to 3 command points) or for M25 (for 4 or 6 command points) is provided at the top and bottom.

Ordering notes

To order customized enclosures with the 3SB3 control devices, use the 3SB configurator to select the blocks for equipping. An electronic order form will be generated for the additional options. The configurator is available in the electronic catalog CA 01 on CD-ROM or DVD or in the online catalog (Mall) on the Internet:

<http://mall.automation.siemens.com>




The list price of the complete enclosure is generated in the configurator for the customized equipment.

Please send the resulting electronic order form along with your order by e-mail to our Competence Center at

sirius-attach.aud@siemens.com

If you are unable to access either catalog, please contact our Technical Assistance.

Selection and ordering data

Version	Number of command points	DT	Order No.	Price per PU ¹⁾	PU (UNIT, SET, M)	PS*	PG	Weight per PU approx. kg	
Plastic enclosures									
 <p>3SB38 03-AZ</p>	With contact blocks and lampholders for floor mounting	1	C	3SB38 01-0AZ		1	1 unit	102	
		2	C	3SB38 02-0AZ		1	1 unit	102	
		3	C	3SB38 03-0AZ		1	1 unit	102	
		4	B	3SB38 04-0AZ		1	1 unit	102	
		6	B	3SB38 06-0AZ		1	1 unit	102	
	With single-pole contact blocks and lampholders for front plate mounting	1	C	3SB38 01-1AZ		1	1 unit	102	
		2	C	3SB38 02-1AZ		1	1 unit	102	
		3	C	3SB38 03-1AZ		1	1 unit	102	
		4	B	3SB38 04-1AZ		1	1 unit	102	
		6	B	3SB38 06-1AZ		1	1 unit	102	
	Metal enclosures								
	 <p>3SB38 03-AZ</p>	With contact blocks and lampholders for floor mounting	1	C	3SB38 01-2AZ		1	1 unit	102
		2	C	3SB38 02-2AZ		1	1 unit	102	
		3	C	3SB38 03-2AZ		1	1 unit	102	
		4	C	3SB38 04-2AZ		1	1 unit	102	
		6	C	3SB38 06-2AZ		1	1 unit	102	
With single-pole contact blocks and lampholders for front plate mounting		1	C	3SB38 01-3AZ		1	1 unit	102	
		2	C	3SB38 02-3AZ		1	1 unit	102	
		3	C	3SB38 03-3AZ		1	1 unit	102	
		4	C	3SB38 04-3AZ		1	1 unit	102	
		6	C	3SB38 06-3AZ		1	1 unit	102	
		Suspended pushbuttons With holding plate and handle, customized equipment	max. 6	D	3SB38 87-1AZ		1	1 unit	102


¹⁾ The prices depend on the equipment selected.

3SB3 Pushbutton Units and Indicator Lights, 22 mm Enclosures


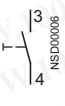
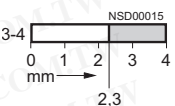
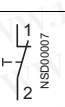
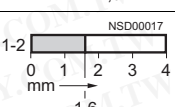
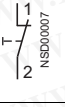
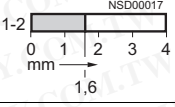

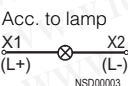
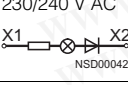

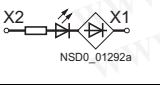

Contact blocks and lampholders

Selection and ordering data

For self-equipping of the enclosures

Version	Rated voltage/ Diagram	Operating travel/color <input type="checkbox"/> Contact closed <input type="checkbox"/> Contact open	DT	Screw terminals 	PU (UNIT, SET, M)	PS*	PG	Weight per PU approx.
				Order No.	Price per PU			kg


Contact blocks for floor mounting

	Contact blocks with one contact											
	1 NO 1 NO with gold-plated contacts			B	3SB34 20-0B	1	1 unit	102	0.012			
3SB34 20-0B	1 NO with gold-plated contacts			B	3SB34 20-0BA	1	1 unit	102	0.015			
	1 NC 1 NC with gold-plated contacts			C	3SB34 20-0C	1	1 unit	102	0.012			
	BA 9s lampholders											
	Without lamp			B	3SB34 20-1A	1	1 unit	102	0.012			
3SB34 20-1A	With integrated voltage reducer and with 130 V lamp (3SX1 731) ²⁾		Clear	B	3SB34 20-1C	1	1 unit	102	0.016			
		Lampholders with integrated LED		24 V AC/DC	Yellow Red Green Blue White	B ▶ ▶ ▶ ▶	1 1 1 1 1	1 unit 1 unit 1 unit 1 unit 1 unit	102 102 102 102 102	0.011 0.011 0.011 0.011 0.011		
3SB34 20-1PE			110 V AC	Yellow Red Green Blue White	B B B B B	1 1 1 1 1	1 unit 1 unit 1 unit 1 unit 1 unit	102 102 102 102 102	0.012 0.012 0.012 0.012 0.012			
			230 V AC	Yellow Red Green Blue White	B B B B B	1 1 1 1 1	1 unit 1 unit 1 unit 1 unit 1 unit	102 102 102 102 102	0.012 0.012 0.012 0.012 0.012			
				Support terminals		Black Blue Green/Yellow	B B B	3SB39 01-0AG 3SB39 01-0AH 3SB39 01-0AJ	1 1 1	1 unit 1 unit 1 unit	102 102 102	0.012 0.012 0.012
					Support terminals		Black Blue Green/Yellow	B B B	3SB39 01-0AG 3SB39 01-0AH 3SB39 01-0AJ	1 1 1	1 unit 1 unit 1 unit	102 102 102

1) Positive opening according to IEC 60947-5-1, Appendix K.
2) Only use with this lamp.

3SB3 Pushbutton Units and Indicator Lights, 22 mm Enclosures

Contact blocks and lampholders

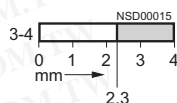
Version	Rated voltage/ Diagram	Operating travel/color <input type="checkbox"/> Contact closed <input type="checkbox"/> Contact open	DT	Spring-type terminals 	PU (UNIT, SET, M)	PS*	PG	Weight per PU approx. kg
Order No.				Price per PU				

Contact blocks for floor mounting



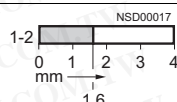
Contact blocks with one contact

1 NO
1 NO with gold-plated contacts



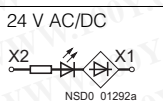
B	3SB34 23-0B	1	1 unit	102	0.011
B	3SB34 23-0BA	1	1 unit	102	0.015

1 NC
1 NC with gold-plated contacts



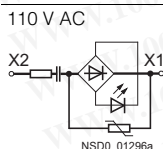
B	3SB34 23-0C	1	1 unit	102	0.011
B	3SB34 23-0CA	1	1 unit	102	0.015

Lampholders with integrated LED



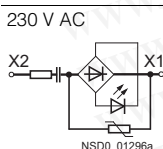
24 V AC/DC
Yellow
Red
Green
Blue
White

B	3SB34 23-1PA	1	1 unit	102	0.011
B	3SB34 23-1PB	1	1 unit	102	0.011
B	3SB34 23-1PC	1	1 unit	102	0.011
B	3SB34 23-1PD	1	1 unit	102	0.011
B	3SB34 23-1PE	1	1 unit	102	0.011



110 V AC
Yellow
Green
Red
Blue
White

B	3SB34 23-1QA	1	1 unit	102	0.011
B	3SB34 23-1QC	1	1 unit	102	0.011
B	3SB34 23-1QB	1	1 unit	102	0.011
B	3SB34 23-1QD	1	1 unit	102	0.011
B	3SB34 23-1QE	1	1 unit	102	0.011



230 V AC
Yellow
Blue
Green
Red
White

B	3SB34 23-1RA	1	1 unit	102	0.011
B	3SB34 23-1RD	1	1 unit	102	0.011
B	3SB34 23-1RC	1	1 unit	102	0.011
B	3SB34 23-1RB	1	1 unit	102	0.011
B	3SB34 23-1RE	1	1 unit	102	0.011

Support terminals



Black
Blue
Green/Yellow

B	3SB34 23-2F	1	1 unit	102	0.011
B	3SB34 23-2G	1	1 unit	102	0.010
B	3SB34 23-2H	1	1 unit	102	0.010

1) Positive opening according to IEC 60947-5-1, Appendix K.

Version	DT	Order No.	Price per PU	PU (UNIT, SET, M)	PS*	PG	Weight per PU approx. kg
---------	----	-----------	-----------------	-------------------------	-----	----	-----------------------------------

Accessories



Pressure plates for selector switches and key-operated switches
For actuating the central contact block of 3 contact blocks

B	3SB39 01-0AW	100	10 units	102	0.100
---	---------------------	-----	----------	-----	-------

3SB3 Pushbutton Units and Indicator Lights, 22 mm Enclosures

Inscription labels for enclosures

Overview

Black labels

The inscription labels (black with white inscription) have an adhesive layer on the back. The size of the labels is 22 mm × 22 mm.

Inscription

The inscriptions have upper case initial letters. Graphic symbols, including those not listed in the catalog, are according to ISO 7000 or IEC 60417 (see page 9/92).

Selection and ordering data

Inscription	DT	Inscription labels, self-adhesive, 22 mm × 22 mm	PU (UNIT, SET, M)	PS*	PG	Weight per PU approx.
		Order No.	Price per PU			kg

Inscription labels, black



For self-inscription

Blank		▶ 3SB39 06-1AA	100	10 units	102	0.100
-------	--	-----------------------	-----	----------	-----	-------

With inscription

Ein	B	3SB39 06-1AB	1	10 units	102	0.001
On	B	3SB39 06-1EB	1	10 units	102	0.001
Aus	B	3SB39 06-1AC	1	10 units	102	0.001
Off	B	3SB39 06-1EC	1	10 units	102	0.001
Auf	B	3SB39 06-1AD	1	10 units	102	0.001
Up	B	3SB39 06-1ED	1	10 units	102	0.001
Ab	B	3SB39 06-1AE	1	10 units	102	0.001
Down	B	3SB39 06-1EE	1	10 units	102	0.001
Auf	B	3SB39 06-1AD	1	10 units	102	0.001
Open	B	3SB39 06-1EP	1	10 units	102	0.001
Zu	B	3SB39 06-1AL	1	10 units	102	0.001
Close	B	3SB39 06-1EQ	1	10 units	102	0.001
Vor	B	3SB39 06-1AF	1	10 units	102	0.001
Forward	B	3SB39 06-1EF	1	10 units	102	0.001
Zurück	B	3SB39 06-1AG	1	10 units	102	0.001
Reverse	B	3SB39 06-1EG	1	10 units	102	0.001
Rechts	B	3SB39 06-1AH	1	10 units	102	0.001
Right	B	3SB39 06-1EH	1	10 units	102	0.001
Links	B	3SB39 06-1AJ	1	10 units	102	0.001
Left	B	3SB39 06-1EJ	1	10 units	102	0.001
Schnell	B	3SB39 06-1AM	1	10 units	102	0.001
Fast	B	3SB39 06-1ER	1	10 units	102	0.001
Langsam	B	3SB39 06-1AN	1	10 units	102	0.001
Slow	B	3SB39 06-1ES	1	10 units	102	0.001
Betrieb	B	3SB39 06-1AP	1	10 units	102	0.001
Running	B	3SB39 06-1EV	1	10 units	102	0.001
Störung	B	3SB39 06-1AQ	1	10 units	102	0.001
Fault	B	3SB39 06-1EQ	1	10 units	102	0.001
Einrichten	B	3SB39 06-1AR	1	10 units	102	0.001
Reset	B	3SB39 06-1EM	1	10 units	102	0.001
Start	B	3SB39 06-1EL	1	10 units	102	0.001
Test	B	3SB39 06-1EN	1	10 units	102	0.001
Halt	B	3SB39 06-1AK	1	10 units	102	0.001
Stop	B	3SB39 06-1EK	1	10 units	102	0.001
NOT-HALT	B	3SB39 06-1AS	1	10 units	102	0.001
NOT-AUS	B	3SB39 06-1AV	1	10 units	102	0.001
EMERGENCY STOP	B	3SB39 06-1EY	1	10 units	102	0.001
With graphic symbol						
Fan	B	3SB39 06-1CA	1	10 units	102	0.001
Pump	B	3SB39 06-1CB	1	10 units	102	0.001
Cooling	B	3SB39 06-1CC	1	10 units	102	0.001
Heating	B	3SB39 06-1CD	1	10 units	102	0.001
Lighting	B	3SB39 06-1CE	1	10 units	102	0.001
Filter	B	3SB39 06-1CF	1	10 units	102	0.001
Motor	C	3SB39 06-1CG	1	10 units	102	0.001
Compressor	C	3SB39 06-1CH	1	10 units	102	0.001
O	B	3SB39 06-1MB	1	10 units	102	0.001
I	B	3SB39 06-1MC	1	10 units	102	0.001
II	B	3SB39 06-1MD	1	10 units	102	0.001
III	B	3SB39 06-1ME	1	10 units	102	0.001
O I (horizontal)	B	3SB39 06-1MF	1	10 units	102	0.001
I O II (horizontal)	B	3SB39 06-1MG	1	10 units	102	0.001
I O (vertical)	B	3SB39 06-1MH	1	10 units	102	0.001
II O I (vertical)	B	3SB39 06-1MW	1	10 units	102	0.001
→	B	3SB39 06-1NA	1	10 units	102	0.001

3SB3 Pushbutton Units and Indicator Lights, 22 mm Enclosures

Inscription labels for enclosures

Inscription	PG	Inscription labels, self-adhesive, 22 mm x 22 mm	PU (UNIT, SET, M)	PS*	PG	Weight per PU approx.
		Order No.	Price per PU			kg

Inscription labels, black



With customized inscription

For inscriptions or symbols see "Options"

- Text line(s) or symbol with No.
- Any inscription or symbol

PG	Inscription labels, self-adhesive, 22 mm x 22 mm	PU (UNIT, SET, M)	PS*	PG	Weight per PU approx.
B	3SB39 06-0XZ K0Y, K1Y, K2Y, K3Y or K5Y	1	1 unit	102	0.001
C	K9Y	1	1 unit	102	0.001

Silver-colored labels

The labels are also available in a silver-colored version with black inscription.

Inscription	PG	Inscription labels, self-adhesive, 22 mm x 22 mm	PU (UNIT, SET, M)	PS*	PG	Weight per PU approx.
		Order No.	Price per PU			kg

Inscription labels, silver-colored



For self-inscription

PG	Inscription labels, self-adhesive, 22 mm x 22 mm	PU (UNIT, SET, M)	PS*	PG	Weight per PU approx.
B	3SB19 01-3AA	100	10 units	102	0.100

With inscription



PG	Inscription labels, self-adhesive, 22 mm x 22 mm	PU (UNIT, SET, M)	PS*	PG	Weight per PU approx.
B	3SB19 01-3AB	1	10 units	102	0.001
B	3SB19 01-3EB	1	10 units	102	0.001
B	3SB19 01-3AC	1	10 units	102	0.001
B	3SB19 01-3EC	1	10 units	102	0.001
B	3SB19 01-3AR	1	10 units	102	0.001
B	3SB19 01-3EM	1	10 units	102	0.001
B	3SB19 01-3EL	1	10 units	102	0.001
B	3SB19 01-3EN	1	10 units	102	0.001
B	3SB19 01-3AK	1	10 units	102	0.001
B	3SB19 01-3EK	1	10 units	102	0.001
B	3SB19 01-3AS	1	10 units	102	0.001

With graphic symbol

PG	Inscription labels, self-adhesive, 22 mm x 22 mm	PU (UNIT, SET, M)	PS*	PG	Weight per PU approx.
B	3SB19 01-3CA	1	10 units	102	0.001
B	3SB19 01-3CB	1	10 units	102	0.001
X	3SB19 01-3CC	1	10 units	102	0.001
X	3SB19 01-3CD	1	10 units	102	0.001
B	3SB19 01-3CE	1	10 units	102	0.001
X	3SB19 01-3CF	1	10 units	102	0.001
X	3SB19 01-3CG	1	10 units	102	0.001
X	3SB19 01-3CH	1	10 units	102	0.001
B	3SB19 01-3MB	1	10 units	102	0.001
B	3SB19 01-3MC	1	10 units	102	0.001
B	3SB19 01-3MD	1	10 units	102	0.001
B	3SB19 01-3ME	1	10 units	102	0.001
B	3SB19 01-3MF	1	10 units	102	0.001
B	3SB19 01-3MG	1	10 units	102	0.001
B	3SB19 01-3MH	1	10 units	102	0.001
C	3SB19 01-3MW	1	10 units	102	0.001
B	3SB19 01-3NA	1	10 units	102	0.001

With customized inscription

For inscriptions or symbols see "Options"

- Text line(s) or symbol with No.
- Any inscription or symbol

PG	Inscription labels, self-adhesive, 22 mm x 22 mm	PU (UNIT, SET, M)	PS*	PG	Weight per PU approx.
B	3SB19 01-3XZ K0Y, K1Y, K2Y, K3Y or K5Y	1	1 unit	102	0.001
C	K9Y	1	1 unit	102	0.001

For other inscriptions according to the table on the previous page please enter the corresponding last 2 digits of the Order No., e. g. for "Zurück": 3SB19 01-3AG.

3SB3 Pushbutton Units and Indicator Lights, 22 mm Enclosures

Inscription labels for enclosures

Options

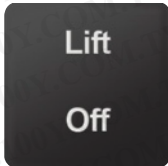
Customized inscriptions

The labels can be inscribed with text and symbols not listed in the ordering data.

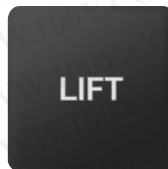
A letter height of 4 mm is used as standard for text inscriptions (1 to 3 lines)

Up to 11 characters per line are possible. The typeface used is Arial. Other letter heights and typefaces are possible, but must be specified when ordering.

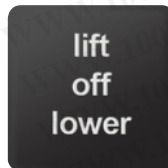
Examples for customized inscription




Two-line inscription in upper/lower case lettering (K0Y)



Single-line inscription in upper case lettering (K1Y)



Three-line inscription in lower case letters (K2Y)



Symbol number 5011 according to IEC 60417 (K3Y)



Any symbol according to order form supplement (K9Y)

Ordering notes

Append the following codes to the Order No.:

- Text in upper/lower case, upper case always for beginning of line (e. g. "Lift off"): **K0Y**
- Text line(s) in upper case (e. g. "LIFT OFF"): **K1Y**
- Text line(s) in lower case (e. g. "lift off"): **K2Y**
- Text line(s) in upper/lower case, all words begin with upper case letters (e. g. "Lift Off"): **K5Y**
- Symbol with number according to ISO 7000 or IEC 60417: **K3Y**
- Any inscription or symbol according to order form supplement: **K9Y**

When ordering, specify the required inscription in plain text in addition to the order number and order code. In the case of special inscriptions with words in languages other than German, give the exact spelling and specify the language.

In the case of multi-line inscriptions, the text must be assigned to the respective line, e. g. "Z1 = Lift, Z2 = Lower". For long words you can also specify the end-of-line division (see [ordering example 1](#)).

Symbols can also be ordered with numbers according to ISO 7000 or IEC 60417 (see [ordering example 2 and 3](#)).

For special symbols (order code K9Y), a CAD drawing in DXF format can be submitted.

Ordering example 1

A label with 2 lines of text is required:

3SB39 06-0XZ
K1Y
Z1 = LIFT
Z2 = LOWER

Ordering example 2

A label inscribed with symbol No. 5011 according to IEC 60417 is required:

3SB39 06-0XZ
K3Y
Z = 5011 IEC

Ordering example 3














A label inscribed with symbol No. 1118 according to ISO 7000 is required:

3SB39 06-0XZ
K3Y
Z = 1118 ISO

3SB3 Pushbutton Units and Indicator Lights, 22 mm Enclosures

Accessories for enclosures

Selection and ordering data

Version	Color/ inscription	DT	Order No.	Price per PU	PU (UNIT, SET, M)	PS*	PG	Weight per PU approx. kg
Blanking plugs for spare command points								
	Blanking plugs For plastic version, round	Black	▶ 3SB39 21-0AA		1	10 units	102	0.012
3SB39 21-0AA								
	Blanking plugs For metal version, round	Aluminized	B 3SB19 02-0AQ		1	10 units	102	0.081
3SB19 02-0AQ								
Holders and pressure plates								
	Holders for pushbuttons and switches For snapping on 3 blocks, ¹⁾ for front plate mounting		▶ 3SB39 01-0AB		100	20 units	102	0.100
3SB39 01-0AB								
	Holders for selector switches and key-operated switches with pressure plate For actuating a central contact block, for front plate mounting		▶ 3SB39 01-0AC		100	10 units	102	0.200
3SB39 01-0AC								
	Pressure plates for selector switches and key-operated switches For actuating a central contact block, for floor mounting		B 3SB39 01-0AW		100	10 units	102	0.100
3SB39 01-0AW								
Accessories for enclosures								
	Yellow name plates As backing plate for EMERGENCY-STOP, self-adhesive	Without inscription	B 3SB19 02-1AQ		1	1 unit	102	0.001
		With inscription	B 3SB19 02-2AQ		1	1 unit	102	0.001
		• NOT-HALT	B 3SB39 21-0CJ		1	1 unit	102	0.001
		• NOT-AUS	B 3SB39 21-0BV		1	1 unit	102	0.001
		With recess for inscription label	B 3SB39 21-0BV		1	1 unit	102	0.001
	M20 cable glands Including hexagonal nut		B 3SB39 01-0CK		1	1 unit	102	0.011
3SB39 01-0CK								
	M25 cable glands Including hexagonal nut		B 3SB39 01-0CM		1	1 unit	102	0.014
3SB39 01-0CL								
	M20 hexagonal nuts For cable glands		B 3SB39 01-0CL		100	10 units	102	0.100
3SB39 01-0CL								
	M25 hexagonal nuts For cable glands		B 3SB39 01-0CN		100	10 units	102	0.100
3SB39 01-0CN								
Connecting pieces								
For connecting 2 plastic enclosures								
	• M20/M20		B 3SB39 01-0CS		1	1 unit	102	0.038
3SB39 01-0C	• M20/M25		B 3SB39 01-0CT		1	1 unit	102	0.038
	• M25/M25		B 3SB39 01-0CU		1	1 unit	102	0.038
Connecting pieces								
For connecting 2 metal enclosures								
	• M20/M20		B 3SB39 01-0CP		1	1 unit	102	0.038
3SB39 01-0C	• M20/M25		B 3SB39 01-0CQ		1	1 unit	102	0.040
	Enclosure nuts For plastic version		B 3SB39 31-0AB		1	10 units	102	0.007
3SB39 01-0AB								

¹⁾ The holder for illuminated commanding devices is included in the scope of supply.

* You can order this quantity or a multiple thereof.

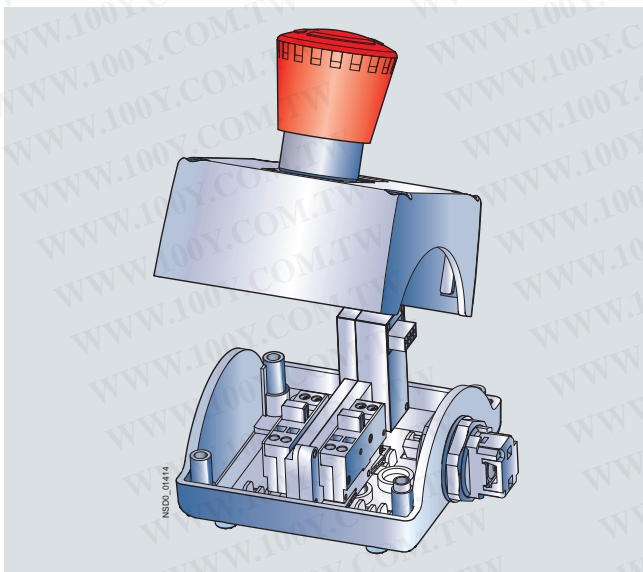
3SB3 Pushbutton Units and Indicator Lights, 22 mm AS-Interface Enclosures

General data

Overview



Distributed command devices of the 3SB3 series can be quickly connected to the AS-Interface using AS-Interface enclosures. Using suitable components you can make your own enclosures with integrated AS-Interface or flexibly modify existing enclosures.



EMERGENCY-STOP enclosures

Enclosures

Color of enclosure cover:

- Gray, RAL 7035, or
- Yellow, RAL 1004, for EMERGENCY-STOP.

Color of enclosure base:

- Black, RAL 9005

Installation of AS-Interface slaves

The following slave types are available for connecting the command points:

- Slave in A/B technology with 4 inputs and 3 outputs
- Slave with 4 inputs and 4 outputs
- F slave with 2 safe inputs for EMERGENCY-STOP

The following table shows the maximum number of equippable slaves:

Enclosures for	Number of slaves for enclosures without EMERGENCY-STOP	Number of slaves for enclosures with EMERGENCY-STOP
1 command point	Not available	1 x F slave
2 command points	1 x slave 4I/4O or 4I/3O	Not available
3 command points	1 x slave 4I/4O or 4I/3O	1 x slave 4I/4O or 4I/3O + 1 x F slave
4 command points	2 x slave 4I/4O or 4I/3O ¹⁾	2 x slave 4I/4O or 4I/3O + 1 x F slave ¹⁾
6 command points	2 x slave 4I/4O or 4I/3O	2 x slave 4I/4O or 4I/3O + 1 x F slave

¹⁾ For metal enclosures with 4 command points, only 1 x slave 4I/4O or 4I/3O is possible.

Connection

One set of links is required in each case to connect a slave to contact blocks, to lampholders and to the connection element.

The connection elements are mounted in the front-end cable glands and are used for connection of the AS-Interface or for bringing unused inputs or outputs out of the enclosure.

For connection to the AS-Interface bus there is a choice of the following options:

- Terminal for shaped AS-Interface cable. The cable is contacted by the insulation piercing method and routed past the enclosure on the outside (possible only with plastic enclosure).
- Cable gland for the shaped AS-Interface cable or round cable. The cable is routed into the enclosure (preferable for metal enclosure).
- Connection using M12 plug

If less than all inputs/outputs of the installed slaves in an enclosure are used for connecting the command devices, free inputs and outputs can be routed on request to the outside through an M12 socket on the top or bottom side of the enclosure.

To supply inputs with power, the S+ connection of the slave must be assigned to the socket, for outputs the OUT- connection must be assigned.

Addressing is performed using the AS-Interface connections or the integrated addressing socket. An external power supply is not required.

Customer-specific enclosures

To order customized 3SF58 AS-Interface enclosures with the 3SB3 control devices, use the 3SB/3SF configurator to select the blocks for equipping. An electronic order form will be generated for the additional options.

For ordering notes see page 9/87.

3SB3 Pushbutton Units and Indicator Lights, 22 mm AS-Interface Enclosures

AS-Interface enclosures with standard fittings

Overview

Enclosures with standard fittings are available with:

- 1 to 3 command points
- Operational voltage through AS-Interface (approx. 30 V),
- Vertical mounting type
- Plastic enclosures are equipped with plastic actuators and indicators, metal enclosures are equipped with metal actuators and indicators.

The actuators/indicators are fixed with an enclosure nut. If required it can be disassembled with a 27 mm socket wrench or with a 3SX17 07 ring nut wrench.

The enclosures without EMERGENCY-STOP each have one user module with 4I/3O; the enclosures with EMERGENCY-STOP have a safe AS-Interface slave integrated in the enclosure.

EMERGENCY-STOP enclosures are fitted with two NC contact blocks, which are wired to the safe slave. The contact blocks and lampholders (with spring-type terminals) of the control device, and the AS-Interface slaves, are mounted in the base of the enclosure and are cable-connected.

The plastic versions of the enclosures have a connection for the AS-Interface flat cable (the cable is routed past the enclosure on the outside); in the case of the metal versions the AS-Interface cable is routed into the enclosure.

The metal versions of the EMERGENCY-STOP enclosures can also be supplied with an M12 plug in place of the gland.

Selection and ordering data

Equipping options (A, B, C = identification letters of the command points)	Number of command points	DT	Order No.	Price per PU	PU (UNIT, SET, M)	PS*	PG	Weight per PU approx. kg
AS-Interface enclosures, plastic								
<i>With M12 top connector</i>								
A = EMERGENCY-STOP mushroom pushb., with rotate-to-unlatch mechanism Yellow enclosure top	1	B	3SF5 811-0AA10		1	1 unit	121	0.315
<i>With terminal for insulation piercing method at top</i>								
A = EMERGENCY-STOP mushroom pushbutton, with rotate-to-unlatch mechanism								
• Yellow enclosure top	1	A	3SF5 811-0AA08		1	1 unit	121	0.315
• Yellow enclosure top, with protective collar	1	A	3SF5 811-0AB08		1	1 unit	121	0.415
B = Pushbutton green, label "I", A = Pushbutton red, label "O"	2	A	3SF5 812-0DA00		1	1 unit	121	0.352
B = Pushbutton white, label "I", A = Pushbutton black, label "O"	2	A	3SF5 812-0DB00		1	1 unit	121	0.352
C = Indicator light clear, label without inscription B = Pushbutton green, label "I" A = Pushbutton red, label "O"	3	A	3SF5 813-0DA00		1	1 unit	121	0.420
C = Indicator light clear, label without inscription B = Pushbutton white, label "I" A = Pushbutton black, label "O"	3	A	3SF5 813-0DC00		1	1 unit	121	0.415
C = Pushbutton black, label "II" B = Pushbutton black, label "I" A = Pushbutton red, label "O"	3	A	3SF5 813-0DB00		1	1 unit	121	0.416
AS-Interface enclosures, metal								
<i>With M12 top connector</i>								
A = EMERGENCY-STOP mushroom pushbutton, with rotate-to-unlatch mechanism								
• Yellow enclosure top	1	C	3SF58 11-2AA10		1	1 unit	121	0.315
• Yellow enclosure top, with protective collar	1	C	3SF58 11-2AB10		1	1 unit	121	0.315
<i>With cable gland at top</i>								
A = EMERGENCY-STOP mushroom pushbutton, with rotate-to-unlatch mechanism								
• Yellow enclosure top	1	A	3SF5 811-2AA08		1	1 unit	121	0.415
• Yellow enclosure top, with protective collar	1	A	3SF5 811-2AB08		1	1 unit	121	0.415
B = Pushbutton green, label "I", A = Pushbutton red, label "O"	2	A	3SF5 812-2DA00		1	1 unit	121	0.415
B = Pushbutton white, label "I", A = Pushbutton black, label "O"	2	A	3SF5 812-2DB00		1	1 unit	121	0.415
C = Indicator light clear, label without inscription B = Pushbutton green, label "I" A = Pushbutton red, label "O"	3	A	3SF5 813-2DA00		1	1 unit	121	0.415
C = Indicator light clear, label without inscription B = Pushbutton white, label "I" A = Pushbutton black, label "O"	3	A	3SF5 813-2DC00		1	1 unit	121	0.415
C = Pushbutton black, label "II" B = Pushbutton black, label "I" A = Pushbutton red, label "O"	3	A	3SF5 813-2DB00		1	1 unit	121	0.415






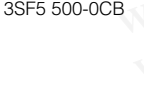




* You can order this quantity or a multiple thereof.

3SB3 Pushbutton Units and Indicator Lights, 22 mm AS-Interface Enclosures

Components for AS-Interface enclosures

Selection and ordering data

For self-equipping of the enclosures

Version	Number of command points	DT	Order No.	Price per PU	PU (UNIT, SET, M)	PS*	PG	Weight per PU approx. kg
For plastic enclosures								
 3SF5 500-0BA	AS-Interface slaves F slave, 2 safe inputs, for plastic enclosure, EMERGENCY-STOP, without protective collar	1 ... 6	A	3SF5 500-0BA		1	1 unit	121 0.415
 3SF5 500-0DA	F slave, 2 safe inputs, for plastic or metal enclosure, EMERGENCY-STOP, with protective collar	1	A	3SF5 500-0DA		1	1 unit	121 0.415
 3SF5 500-0BB	A/B slave, 4I/3O for plastic enclosure	2 ... 6	A	3SF5 500-0BB		1	1 unit	121 0.001
	Slave, 4I/4O, for plastic enclosure	2 ... 6	A	3SF5 500-0BC		1	1 unit	121 0.001
 3SF5 900-0CA	Sets of links For F slave		A	3SF5 900-0BA		1	1 unit	121 0.001
	For slave 4I/4O or A/B slave 4I(3O)		A	3SF5 900-0BB		1	1 unit	121 0.001
 3SF5 900-0CB	Connection elements For AS-Interface shaped cable, connection by insulation piercing method, for plastic enclosure	1 ... 3	A	3SF5 900-0CA		1	1 unit	121 0.001
		4 ... 6	B	3SF5 900-0CB		1	1 unit	121 0.001
 3SF5 900-0CC	For AS-Interface connection using M12 plug, for plastic enclosure	1 ... 3	B	3SF5 900-0CC		1	1 unit	121 0.001
		4 ... 6	B	3SF5 900-0CD		1	1 unit	121 0.001
 3SF5 900-0CE	For bringing out unused inputs/outputs through an M12 socket, for plastic enclosure	1 ... 3	B	3SF5 900-0CE		1	1 unit	121 0.001
		4 ... 6	B	3SF5 900-0CF		1	1 unit	121 0.001
 3SF5 900-0CG	For AS-Interface shaped cable, cable is routed into the enclosure, for plastic or metal enclosure	1 ... 3	A	3SF5 900-0CG		1	1 unit	121 0.001
		4 ... 6	A	3SF5 900-0CH		1	1 unit	121 0.001
	For round cable, cable is routed into the enclosure, for plastic or metal enclosure	1 ... 3	A	3SF5 900-0CJ		1	1 unit	121 0.001
		4 ... 6	A	3SF5 900-0CK		1	1 unit	121 0.001
For metal enclosures								
 3SF5 500-0CB	AS-Interface slaves F slave, 2 safe inputs, for metal enclosure, EMERGENCY-STOP, without protective collar	1 ... 6	A	3SF5 500-0CA		1	1 unit	121 0.415
	F slave, 2 safe inputs, for plastic or metal enclosure, EMERGENCY-STOP, with protective collar	1	A	3SF5 500-0DA		1	1 unit	121 0.415
	A/B slave, 4I/3O for metal enclosure	2 ... 6	A	3SF5 500-0CB		1	1 unit	121 0.001
	Slave, 4I/4O, for metal enclosure	2 ... 6	A	3SF5 500-0CC		1	1 unit	121 0.001
 3SF5 900-0CB	Sets of links For F slave		A	3SF5 900-0BA		1	1 unit	121 0.001
	For slave 4I/4O or A/B slave 4I(3O)		A	3SF5 900-0BB		1	1 unit	121 0.001
 3SF5 900-0CC	Connection elements For AS-Interface connection using M12 plug, for metal enclosure	1 ... 3	B	3SF5 900-2CC		1	1 unit	121 0.001
		4 ... 6	B	3SF5 900-2CD		1	1 unit	121 0.001
 3SF5 900-0CE	For bringing out unused inputs/outputs through an M12 socket, for metal enclosure	1 ... 3	B	3SF5 900-2CE		1	1 unit	121 0.001
		4 ... 6	B	3SF5 900-2CF		1	1 unit	121 0.001
	For AS-Interface shaped cable, cable is routed into the enclosure, for plastic or metal enclosure	1 ... 3	A	3SF5 900-0CG		1	1 unit	121 0.001
		4 ... 6	A	3SF5 900-0CH		1	1 unit	121 0.001
	For round cable, cable is routed into the enclosure, for plastic or metal enclosure	1 ... 3	A	3SF5 900-0CJ		1	1 unit	121 0.001
		4 ... 6	A	3SF5 900-0CK		1	1 unit	121 0.001

* You can order this quantity or a multiple thereof.

3SB3 Two-Hand Operation Consoles

Plastic and metal enclosures

Overview



Two-hand operation console with metal enclosure

Equipment

The two-hand operation consoles are pre-equipped with 3SB3 command devices. In the case of plastic enclosures the command points are equipped as standard with actuators and indicators made of plastic, in the case of metal enclosures they are equipped with actuators and indicators made of metal.

The standard fitting comprises:

- 2 black mushroom pushbuttons, Ø 40 mm, 1 NO + 1 NC, Order No. 3SB30 00-1GA11 or 3SB35 00-1GA11
- 1 red EMERGENCY-STOP mushroom pushbutton according to ISO 13850, Ø 40 mm, with positive latching, 2 NC, Order No. 3SB30 00-1HA20 or 3SB35 00-1HA20.

The plastic version can be retrofitted with up to 8 customized command points. The surface of the console has premachined breaking points for this purpose.

Application

The two-hand operation consoles are required for use with machines and systems that have hazardous areas, in order to direct both hands of the operator to safe positions.

Operator panels are primarily used on presses, stamping machines, printing presses and paper converting machines, in the chemical industry and in the rubber and plastics industries.

For the further processing of control commands, suitable evaluation units are used, e.g. 3TK28 3 safety relays (see [Safety Relays in chapter 7](#)).

Standards

The two-hand operation consoles comply with the requirements of EN 574.

Selection and ordering data

Version	DT	Order No.	Price per PU	PU (UNIT, SET, M)	PS*	PG	Weight per PU approx. kg
---------	----	-----------	--------------	-------------------	-----	----	--------------------------

Metal enclosures, degree of protection IP65



3SB38 63-4BB

Two-hand operation consoles, metal enclosure

- With standard fittings
- With standard fittings and 4 additional holes for 22.5 mm command devices¹⁾
- Empty enclosure, unequipped

B	3SB38 63-4BB	1	1 unit	102	4.800
B	3SB38 63-4BA	1	1 unit	102	4.800
B	3SB38 63-4BC	1	1 unit	102	4.800

Plastic enclosures, degree of protection IP65



3SB38 63-1BB3

Two-hand operation consoles, plastic enclosure

With standard fittings and premachined breaking points for 8 additional 22.5 mm¹⁾ command devices, with holes for metric cable glands

B	3SB38 63-1BB3	1	1 unit	102	2.300
---	----------------------	---	--------	-----	-------

Accessories



3SB39 01-0AQ

Stands for two-hand operation consoles

With holes for metric cable glands

B	3SB39 01-0AQ3	1	1 unit	102	4.500
---	----------------------	---	--------	-----	-------

¹⁾ See 3SB3 Pushbuttons and Indicator Lights.

3SE7, 3SF2 Cable-Operated Switches

3SE7 metal enclosures

Overview



Application

SIRIUS cable-operated switches (trip-wire switches) are used for monitoring or for EMERGENCY-STOP devices on particularly endangered system components.

As the effective range of a cable-operated switch is only limited by the length of the trip-wire, large systems can also be protected. Cable-operated switches (requiring pulling at both ends) and conveyor belt unbalance trackers are used primarily for monitoring very long belt systems.




Standards

The switches are equipped with positive latching and positive NC contacts and are thus suitable for operation in EMERGENCY-STOP devices in accordance with EN ISO 13850.

Selection and ordering data

Version	Wire length	Contacts	DT	Order No.	Price per PU	PU (UNIT, SET, M)	PS*	PG	Weight per PU approx. kg
---------	-------------	----------	----	-----------	--------------	-------------------	-----	----	--------------------------

Cable-operated switches

 3SE7 120-2DD01	Metal enclosures, IP65 (cover made of molded plastic)	10								
	<ul style="list-style-type: none"> Without latching, only wire pull monitoring With latching and button reset 		1 NO + 1 NC → ¹⁾ A		3SE7 120-2DD01		1	1 unit	102	0.395
			2 NC → ¹⁾ A		3SE7 120-1BF00		1	1 unit	102	0.410
 3SE7 150-1BD00	Metal enclosures, IP65 (cover made of molded plastic), with dust protection and alignment window	25								
	<ul style="list-style-type: none"> Without latching With latching and button reset 		1 NO + 1 NC → ¹⁾ A		3SE7 150-2DD00		1	1 unit	102	0.425
			1 NO + 1 NC → ¹⁾ A		3SE7 150-1BD00		1	1 unit	102	0.445
	<ul style="list-style-type: none"> With latching and key unlatching 		2 NC → ¹⁾ A		3SE7 150-1BF00		1	1 unit	102	0.440
			1 NO + 1 NC → ¹⁾ A		3SE7 150-1CD00		1	1 unit	102	0.510
 3SE7 150-1BD04	Metal enclosures, IP65 (cover made of molded plastic), with dust protection and alignment window, with LED, red, 24 V DC	25								
	<ul style="list-style-type: none"> Without latching With latching and button reset 		1 NO + 1 NC → ¹⁾ A		3SE7 150-2DD04		1	1 unit	102	0.425
			1 NO + 1 NC → ¹⁾ A		3SE7 150-1BD04		1	1 unit	102	0.450

3SE7 150-1BD04

¹⁾ Positive opening according to IEC 60947-5-1, Appendix K.

3SE7, 3SF2 Cable-Operated Switches

3SE7 metal enclosures

Version	Wire length	Contacts	DT	Order No.	Price per PU	PU (UNIT, SET, M)	PS*	PG	Weight per PU approx. kg
---------	-------------	----------	----	-----------	--------------	-------------------	-----	----	--------------------------

Cable-operated switches



3SE7 140-1B.00

Metal enclosures, IP65 50
(cover made of molded plastic), with dust protection

- With latching and button reset

1 NO + 1 NC →¹⁾ A**3SE7 140-1BD00**

1 1 unit 102 0.790

2 NC →¹⁾ A**3SE7 140-1BF00**

1 1 unit 102 0.790

- In addition with LED, red, 24 V DC

1 NO + 1 NC →¹⁾ A**3SE7 140-1BD04**

1 1 unit 102 0.820

- With latching and key unlatching

1 NO + 1 NC →¹⁾ A**3SE7 140-1CD00**

1 1 unit 102 0.835



3SE7 141-1EG10

Metal enclosures, IP67 75
(cover made of molded plastic), with EMERGENCY-STOP mushroom, rotate-to-unlatch mechanism

1 NO + 3 NC →¹⁾ A**3SE7 141-1EG10**

1 1 unit 102 0.790



3SE7 160-1AE00

Metal enclosures, IP65 2 × 75
with actuation on both sides

- With latching and button reset

2 NO + 2 NC →¹⁾ A**3SE7 160-1AE00**

1 1 unit 102 1.270

1 NO + 1 NC →¹⁾ A**3SE7 160-1BD00**

1 1 unit 102 0.300

- In addition with LED, red, 24 V DC

2 NO + 2 NC →¹⁾ A**3SE7 160-1AE04**

1 1 unit 102 1.200

Conveyor belt unbalance protection devices



3SE7 310-1AE00

Metal enclosures, IP65

- With latching and button reset

2 NO + 2 NC →¹⁾ A**3SE7 310-1AE00**

1 1 unit 102 1.805

- In addition with LED, red, 24 V DC

2 NO + 2 NC →¹⁾ A**3SE7 310-1AE04**

1 1 unit 102 1.815

Accessories



LED lamps, red
24 V DC
• 25 mm diameter;
for M20 x 1.5 connection

A **3SX3 235**




1 1 unit 102 0.015

¹⁾ Positive opening according to IEC 60947-5-1, Appendix K.

3SE7, 3SF2 Cable-Operated Switches

3SE7 metal enclosures

Accessories

Version ¹⁾	Wire length/ diameter	DT	Order No.	Price per PU	PU (UNIT, SET, M)	PS*	PG	Weight per PU approx. kg
Pull-ropes with fixing								
	Steel wires , with red plastic sheath, Ø 4 mm ²⁾	10 m	A 3SE7 910-3AA		1	1 unit	102	0.420
		15 m	A 3SE7 910-3AB		1	1 unit	102	0.665
		20 m	A 3SE7 910-3AC		1	1 unit	102	0.865
		50 m	A 3SE7 910-3AH		1	1 unit	102	2.065
	Wire clamps , galvanized white							
	• Oval	2 × Ø 4 mm	A 3SE7 941-1AC		1	1 unit	102	0.040
	• Simplex (1 set = 4 units)	2 × Ø 4 mm	A 3SE7 943-1AC		1	4 units	102	0.010
	• Duplex (1 set = 4 units)	2 × Ø 4 mm	A 3SE7 944-1AC		1	4 units	102	0.020
	• Single (1 set = 4 units)	2 × Ø 4 mm	A 3SE7 942-1AA		1	4 units	102	0.025
	Tension springs (zinc-plated) to maintain the counter tension							
	• 13 N		A 3SE7 931-1AB		1	1 unit	102	0.150
	• 35 N, for bowden wires up to 50 m		A 3SE7 931-1AD		1	1 unit	102	0.340
	• > 35 N, for bowden wires up to 2 × 75 m		A 3SE7 931-1AE		1	1 unit	102	0.340
	Wire rollers for changing the direction of the wire, rotatable	Ø 4 mm	A 3SE7 921-1AC		1	1 unit	102	0.045
	Fixtures for the wire rollers (including fixing nuts)		A 3SE7 921-1AA		1	1 unit	102	0.015
	Wire eyes for changes in wire direction and improved power transmission at the fixing points (1 set = 4 units)	Ø 4 mm	A 3SE7 930-1AD		1	4 units	102	0.005
	Eyebolts for fixing the wire							
	• Including M8 nut		A 3SE7 920-1AB		1	1 unit	102	0.035
	• Including M10 nut		A 3SE7 920-1AC		1	1 unit	102	0.060
	Turnbuckles for precise adjustment of the pretension							
	• M6 × 60		A 3SE7 950-1AB		1	1 unit	102	0.055
	• M6 × 110		A 3SE7 950-1AD		1	1 unit	102	0.075


¹⁾ For mounting and fixing the wires, see Technical Information LV 1 T.

²⁾ Diameter including casing; the diameter of the steel wire is 3.2 mm.

3SE7, 3SF2 Cable-Operated Switches

3SF2 AS-Interface cable-operated switches

Overview



AS-Interface cable-operated switches (trip-wire switches) can now be directly connected via the standard AS-Interface with safety-oriented communication.

The safety functions no longer have to be conventionally wired up.

Application

SIRIUS cable-operated switches are used for monitoring or for EMERGENCY-STOP devices on particularly endangered system components.

As the effective range of a cable-operated switch is only limited by the length of the trip-wire, large systems can also be protected.

Standards

The switches with positive latching are suitable for operation in EMERGENCY-STOP devices in according to EN ISO 13850. They are usable up to Category 4 according to EN 954-1.

Selection and ordering data

Version	Basic switch ¹⁾	DT	Order No.	Price per PU	PU (UNIT, SET, M)	PS*	PG	Weight per PU approx. kg
---------	----------------------------	----	-----------	--------------	-------------------	-----	----	--------------------------

ASIsafe cable-operated switches

Metal enclosures, IP65
(cover made of molded plastic), with dust protection, latching acc. to ISO 13850, with button reset, 2 NC²⁾

- For wire lengths up to 10 m, with alignment window

3SE7 120-1BF00 → C

3SF2 120-1BF00-0BA1

1 1 unit

121

0.620



3SF2 120-1BF00-0BA1

- For wire lengths up to 25 m, with alignment window

3SE7 150-1BF00 → C

3SF2 150-1BF00-0BA1

1 1 unit

121

0.630



3SF2 150-1BF00-0BA1

- For wire lengths up to 50 m

3SE7 140-1BF00 → B

3SF2 140-1BF00-0BA1

1 1 unit

121

0.905



3SF2 140-1BF00-0BA1

→ Positive opening according to IEC 60947-5-1, Appendix K.


¹⁾ For accessories, see "3SE7 Basic Switches". For technical specifications, contact travel, circuit diagrams and dimensional drawings, see Technical Information LV 1 T.

²⁾ Positive opening according to IEC 60947-5-1, Appendix K.

3SE2, 3SE3 Foot Switches

Plastic and metal enclosures

Overview



Foot switches with metal enclosures

The 3SE2 9 and 3SE3 9 foot switch range encompasses versions in a metal enclosure for rugged applications as well as versions with plastic enclosure. The units can be supplied with or without a cover and have fixing holes for them to be screwed to the floor.

Depending on the particular application, the switches can be ordered in latching or momentary-contact versions.

Safety foot switches

The single-pedal safety foot switches according to ISO 13850 lock on actuation. After eliminating the hazard, the machine can only be restarted after manually releasing the switch. A push-button on the top of the enclosure is used for this purpose. The devices are supplied with a cover.

Version with plastic enclosure

For operation in less harsh environments, momentary-contact pedal switches with plastic enclosures are available. They are supplied in single-pedal and two-pedal versions, the single-pedal version is also available with a cover. The momentary-contact pedal switch has one microswitch (changeover contact) per actuating pedal.

Selection and ordering data

Version	Slow-action contacts for each pedal	DT	Order No.	Price per PU	PU (UNIT, SET, M)	PS*	PG	Weight per PU approx. kg		
Metal enclosures, degree of protection IP65										
 3SE2 90.-AA20 3SE2 91.-AA20	Momentary-contact foot switches, single pedal M20 x 1.5 cable entry									
	• Without cover	1 NO + 1 NC → ¹⁾ A	3SE2 902-0AB20		1	1 unit	102	0.655		
		2 NO + 2 NC → ¹⁾ A	3SE2 903-1AB20		1	1 unit	102	0.665		
	• With cover	1 NO + 1 NC → ¹⁾ A	3SE2 902-0AA20		1	1 unit	102	1.375		
	2 NO + 2 NC → ¹⁾ A	3SE2 903-1AA20		1	1 unit	102	1.370			
 3SE2 912-2AB20 3SE2 912-2AA20	Foot switches, single pedal M20 x 1.5 cable entry									
	• Without cover	1 NO + 1 NC → ¹⁾ C	3SE2 912-2AB20		1	1 unit	102	0.665		
	• With cover	1 NO + 1 NC → ¹⁾ C	3SE2 912-2AA20		1	1 unit	102	1.350		
 3SE2 932-AB20 3SE2 932-AA20	Momentary-contact foot switches, two pedals M25 x 1.5 cable entry									
	• Without cover	1 NO + 1 NC → ¹⁾ B	3SE2 932-0AB20		1	1 unit	102	1.680		
		2 NO + 2 NC → ¹⁾ B	3SE2 932-1AB20		1	1 unit	102	1.870		
	• With cover	1 NO + 1 NC → ¹⁾ B	3SE2 932-0AA20		1	1 unit	102	2.550		
2 NO + 2 NC → ¹⁾ B		3SE2 932-1AA20		1	1 unit	102	2.570			
 3SE2 924-3AA20	Safety foot switches, single pedal with cover, M20 x 1.5 cable entry, with interlock according to ISO 13850, NO closes as momentary contact type, NC opens with latching		2 NO + 2 NC → ¹⁾ C	3SE2 924-3AA20		1	1 unit	102	1.350	
Plastic enclosures, degree of protection IP65										
 3SE3 902-4CA20 3SE3 934-5CB20	Momentary-contact pedal switches 3 m cable		Microswitch							
	• Single pedal	- Without cover	1 CO	B	3SE3 902-4CB20		1	1 unit	102	0.355
		- With cover	1 CO	B	3SE3 902-4CA20		1	1 unit	102	1.100
• Two pedals, without cover	2 x 1 CO	B	3SE3 934-5CB20		1	1 unit	102	0.800		

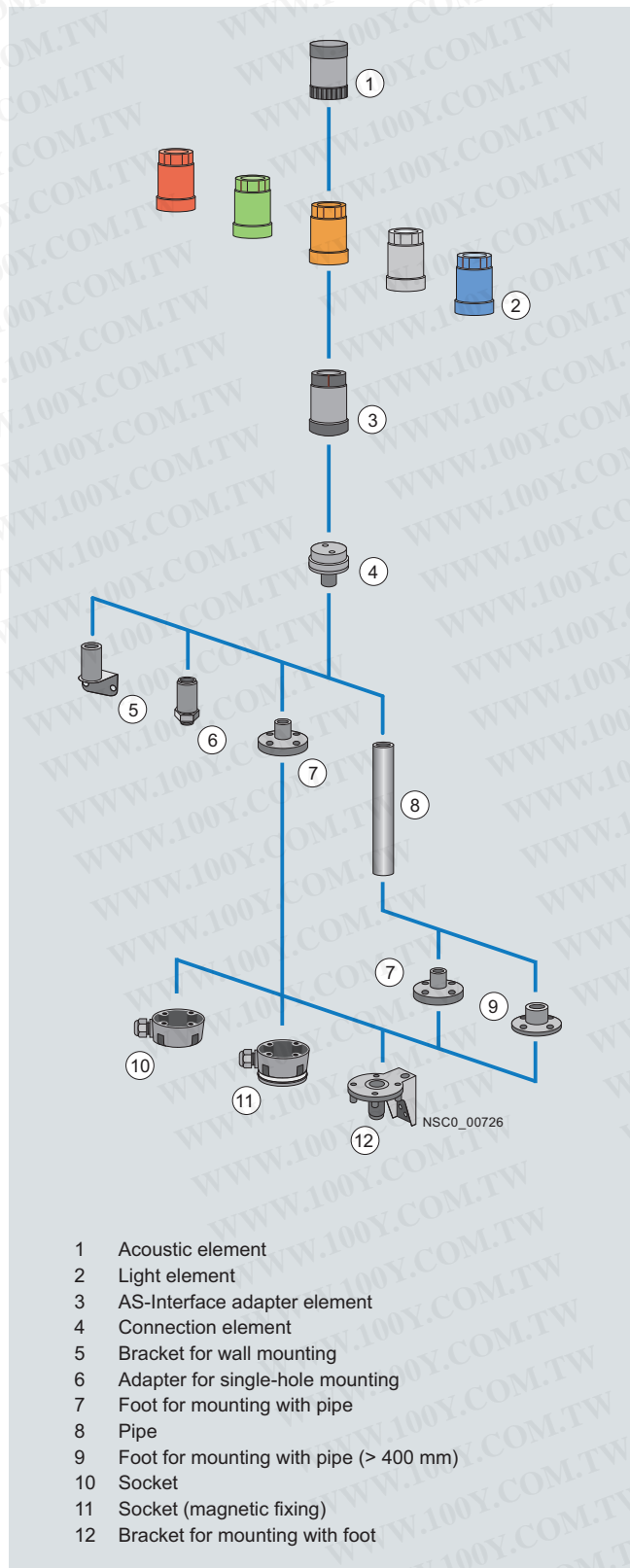
¹⁾ Positive opening according to IEC 60947-5-1, Appendix K.

8WD4 Signaling Columns

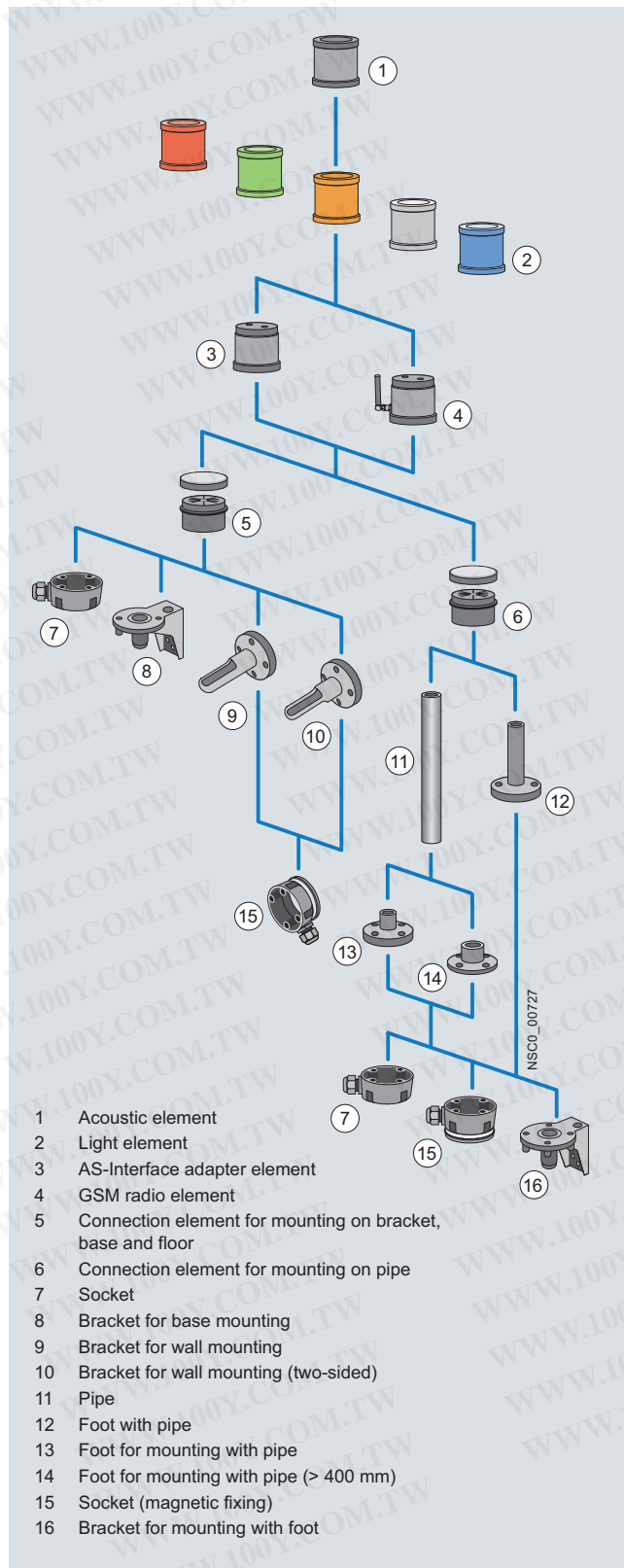
General data

Overview

The 8WD4 signaling columns are flexible in design and versatile in use.



8WD42 signaling columns (width 50 mm) with up to 4 elements



8WD44 signaling columns (width 70 mm) with up to 5 elements

Two product series are available:

- 8WD42
 - Thermoplast enclosure, diameter 50 mm
 - Degree of protection IP54
 - Up to 4 elements can be mounted between the connection element and the cover
- 8WD44
 - Thermoplast enclosure, diameter 70 mm
 - Advanced design and significantly improved illumination
 - Fast and flexible connection using spring-type terminals
 - Integrated degree of protection IP65
 - Up to 5 elements can be mounted between the connection element and the cover



Signaling column examples

The illustrated examples are from the left:

- 8WD42: Cover (no No.), 4 light elements ②, connection element ④, pipe ⑧, foot ⑦
- 8WD44: Cover (no No.), acoustic element ①, 2 light elements ②, connection element ⑥, foot with pipe ⑩
- 8WD44: Cover (no No.), 4 light elements ②, GSM radio element ④, connection element ⑤, bracket for wall mounting ⑨
- 8WD44: Cover (no No.), 3 light elements ②, AS-Interface adapter element ③, connection element ⑥, foot with pipe ⑩

Note:

The cover is supplied with the connection element.

Benefits

- Choice of various light and acoustic elements with different functions: continuous light, blinklight, flashlight and rotating light; buzzer and siren
- Light elements with particularly long-lasting LEDs
- Variety of colors: red, yellow, green, white or blue
- Optimized illumination through improved prism technology with the 8WD44
- Acoustic elements can be adjusted in tone and volume
- Extremely resistant to shock and vibrations
- Easy connection and quick lamp change with secure bayonet mechanism
- Communication capability through connection to AS-Interface

Application

8WD4 signaling columns are used in machines or in automatic processes for monitoring complex procedures or as visual or acoustic warning devices in emergency situations, e.g. for displaying individual assembly stages.

Communication capability

Connection to AS-Interface

The 8WD4 signaling columns can be directly connected to the AS-Interface bus system through an adapter element that can be integrated. Wiring outlay is reduced as the result. The two-wire bus cable is fixed to the screw terminals in the connection element. Up to three signaling elements can be mounted on it using an adapter element.

A/B technology enables the connection of up to 62 slaves on one AS-Interface system.

Communication using a mobile phone

GSM radio elements are available for the 8WD44 series. They can send error signals without delay to a mobile phone, e.g. as an SMS or call. The device can be set to the GSM frequencies customary in the EU and North America.

The radio elements are not allowed to be used in safety-relevant applications.

Connection

The signaling elements are wired up using the screw terminals in the connection element, screw terminals on the 8WD42 and screw or spring-type terminals on the 8WD44.

Cable outlet

The connecting cables can be guided either downwards or sideways through the cable gland using an adapter that can be screwed under the foot. This makes wiring easier if there is no access from below.

Connection to AS-Interface



8WD42:

The two-wire bus cable is fixed to the screw terminals in the connection element. The adapter element must be the first module to be positioned on the connection element. A maximum of 4 signaling elements can then be mounted on it.

The 8WD42 28-0BB adapter element is a standard slave.

8WD44:

The two-wire bus cable is fixed to the screw or spring-type terminals in the connection element. The adapter element must be the first module to be positioned on the connection element. The signaling elements can then be mounted on it.

The 8WD44 28-0BE adapter element is a standard slave. A maximum of 4 signaling elements can be mounted on it.

The 8WD44 28-0BD adapter element with A/B technology enables the connection of up to 62 slaves on one AS-Interface system. The addressing socket provides user-friendly parameterization of the AS-Interface elements. A maximum of 3 signaling elements can be mounted on it.

8WD4 Signaling Columns

8WD42 signaling columns, 50 mm diameter

Overview

Features:

- Thermoplast enclosure, diameter 50 mm
- Degree of protection IP54
- Up to 4 elements can be mounted

Selection and ordering data

Version	Rated voltage	Color	DT	Order No.	Price per PU	PU (UNIT, SET, M)	PS*	PG	Weight per PU approx.	
	V								kg	
Acoustic elements										
	Buzzer elements 80 dB, pulsating or continuous tone, adjustable by means of a wire bridge	24 AC/DC	Black	A	8WD42 20-0FA		1	1 unit	102	0.060
		115 AC		A	8WD42 40-0FA		1	1 unit	102	0.065
		230 AC		A	8WD42 50-0FA		1	1 unit	102	0.065
Light elements for incandescent lamps/LED, BA 15d bases										
	Continuous light elements¹⁾	24 ... 230 AC/DC	Red	A	8WD42 00-1AB		1	1 unit	102	0.050
			Green	A	8WD42 00-1AC		1	1 unit	102	0.050
			Yellow	A	8WD42 00-1AD		1	1 unit	102	0.050
			Clear	A	8WD42 00-1AE		1	1 unit	102	0.050
			Blue	A	8WD42 00-1AF		1	1 unit	102	0.050
Light elements with integrated LED										
	Continuous light elements	24 AC/DC	Red	A	8WD42 20-5AB		1	1 unit	102	0.050
			Green	A	8WD42 20-5AC		1	1 unit	102	0.050
			Yellow	A	8WD42 20-5AD		1	1 unit	102	0.050
	Blinklight elements	24 AC/DC	Red	A	8WD42 20-5BB		1	1 unit	102	0.050
			Green	A	8WD42 20-5BC		1	1 unit	102	0.050
			Yellow	A	8WD42 20-5BD		1	1 unit	102	0.050
			Clear	A	8WD42 20-5BE		1	1 unit	102	0.050
			Blue	A	8WD42 20-5BF		1	1 unit	102	0.050
			115 AC	Red	A	8WD42 40-5BB		1	1 unit	102
		Green		A	8WD42 40-5BC		1	1 unit	102	0.055
		Yellow		A	8WD42 40-5BD		1	1 unit	102	0.055
		Clear		D	8WD42 40-5BE		1	1 unit	102	0.055
		Blue		D	8WD42 40-5BF		1	1 unit	102	0.055
		230 AC		Red	A	8WD42 50-5BB		1	1 unit	102
			Green	A	8WD42 50-5BC		1	1 unit	102	0.055
Yellow	A		8WD42 50-5BD		1	1 unit	102	0.055		
Clear	A		8WD42 50-5BE		1	1 unit	102	0.055		
Blue	A		8WD42 50-5BF		1	1 unit	102	0.055		
Adapter elements for AS-Interface										
	AS-Interface adapter elements with external auxiliary voltage	for 4 signaling elements 24 V DC	Black	A	8WD42 28-0BB		1	1 unit	102	0.075
										
Connection elements²⁾										
	Connection elements with cover For mounting on pipes, floors and angles		Black	A	8WD42 08-0AA		1	1 unit	102	0.085

¹⁾ The lamp is not included in the scope of supply. Please order separately.

²⁾ The connection element with cover is an essential part for assembling the signaling columns.

Note:

For mounting and configuring help see the publication "Versatile, robust, communication-capable: SIRIUS signaling columns and integrated signal lamps", Order No. E20001-A670-P305.

8WD4 Signaling Columns

8WD42 signaling columns, 50 mm diameter

Version	Rated voltage	DT	Order No.	Price per PU	PU (UNIT, SET, M)	PS*	PG	Weight per PU approx. kg
Fixing								
	Feet, single	Plastic, for mounting with pipe	A	8WD43 08-0DB		1	1 unit	102 0.050
		Metal, for pipe lengths > 400 mm	A	8WD43 08-0DC		1	1 unit	102 0.315
		Plastic, for floor mounting (without pipe)	A	8WD42 08-0DE		1	1 unit	102 0.040
	Pipes, single	Length 100 mm	A	8WD42 08-0EF		1	1 unit	102 0.030
		Length 150 mm	A	8WD43 08-0EE		1	1 unit	102 0.045
		Length 250 mm	A	8WD43 08-0EA		1	1 unit	102 0.080
		Length 400 mm	A	8WD43 08-0EB		1	1 unit	102 0.120
		Length 1000 mm	A	8WD43 08-0ED		1	1 unit	102 0.300
	Sockets for feet	Side cable outlet	A	8WD43 08-0DD		1	1 unit	102 0.070
		Side cable outlet, with magnetic fixing ¹⁾	A	8WD43 08-0DE		1	1 unit	102 0.300
	Brackets for mounting with foot		A	8WD44 08-0CC		1	1 unit	102 0.070
	Brackets for wall mounting (plastic)	Mounting without feet and pipe	A	8WD42 08-0CD		1	1 unit	102 0.090
	Adapters for single-hole mounting	Mounting without feet and pipe, with M18 thread and fixing nut	A	8WD42 08-0EH		1	1 unit	102 0.120
Lamps								
	Incandescent lamps, 5 W	Base BA 15d	24 AC/DC	A	8WD43 28-1XX	1	10 units	102 0.010
			115 AC	A	8WD43 48-1XX	1	10 units	102 0.010
			230 AC	A	8WD43 58-1XX	1	10 units	102 0.010
			LEDs					
Base BA 15d		Red	24 AC/DC	A	8WD44 28-6XB	1	1 unit	102 0.020
				A	8WD44 28-6XC	1	1 unit	102 0.020
				A	8WD44 28-6XD	1	1 unit	102 0.020
				A	8WD44 28-6XE	1	1 unit	102 0.020
				A	8WD44 28-6XF	1	1 unit	102 0.020
		Green	115 AC	A	8WD44 48-6XB	1	1 unit	102 0.020
				A	8WD44 48-6XC	1	1 unit	102 0.020
				A	8WD44 48-6XD	1	1 unit	102 0.020
				A	8WD44 48-6XE	1	1 unit	102 0.020
				A	8WD44 48-6XF	1	1 unit	102 0.020
		Yellow	230 AC	A	8WD44 58-6XB	1	1 unit	102 0.020
				A	8WD44 58-6XC	1	1 unit	102 0.020
				A	8WD44 58-6XD	1	1 unit	102 0.020
				A	8WD44 58-6XE	1	1 unit	102 0.020
				A	8WD44 58-6XF	1	1 unit	102 0.020
				A	8WD44 58-6XF	1	1 unit	102 0.020

For labeling panels, see 8WD44, page 9/109.

¹⁾ For horizontal mounting, only 1 element is recommended.

8WD4 Signaling Columns

8WD44 signaling columns, 70 mm diameter

Overview

Features:

- Thermoplast enclosure, diameter 70 mm
- Advanced design and significantly improved illumination

- Fast and flexible connection using spring-type terminals
- Integrated degree of protection IP65
- Up to 5 elements can be mounted

Selection and ordering data

Version	Rated voltage	Color	DT	Order No.	Price per PU	PU (UNIT, SET, M)	PS*	PG	Weight per PU approx. kg	
V										
Acoustic elements										
	Buzzer elements 85 dB, pulsating or continuous tone, adjustable by means of a wire bridge	24 AC/DC	Black	A	8WD44 20-0FA		1	1 unit	102	0.085
		115 AC		A	8WD44 40-0FA		1	1 unit	102	0.090
		230 AC		A	8WD44 50-0FA		1	1 unit	102	0.090
	Siren elements , multi-tone, 100 dB, 8 tones and volume are adjustable	24 AC/DC	Black	A	8WD44 20-0EA2		1	1 unit	102	0.090
		115 AC		A	8WD44 40-0EA2		1	1 unit	102	0.105
		230 AC		A	8WD44 50-0EA2		1	1 unit	102	0.100
	Siren elements 108 dB, IP40	24 DC	Black	A	8WD44 20-0EA		1	1 unit	102	0.135
	Light elements for incandescent lamps/LED, BA 15d bases									
		Continuous light elements ¹⁾	12 ... 230 AC/DC	Red	A	8WD44 00-1AB		1	1 unit	102
Green				A	8WD44 00-1AC		1	1 unit	102	0.070
Yellow				A	8WD44 00-1AD		1	1 unit	102	0.070
Clear				A	8WD44 00-1AE		1	1 unit	102	0.070
Blue				A	8WD44 00-1AF		1	1 unit	102	0.070
	Blinklight elements ¹⁾	24 AC/DC	Red	A	8WD44 20-1BB		1	1 unit	102	0.075
			Green	A	8WD44 20-1BC		1	1 unit	102	0.080
			Yellow	A	8WD44 20-1BD		1	1 unit	102	0.075
			Clear	A	8WD44 20-1BE		1	1 unit	102	0.080
			Blue	A	8WD44 20-1BF		1	1 unit	102	0.075
	115 AC	Red	A	8WD44 40-1BB		1	1 unit	102	0.080	
		Green	A	8WD44 40-1BC		1	1 unit	102	0.080	
		Yellow	A	8WD44 40-1BD		1	1 unit	102	0.080	
		Clear	A	8WD44 40-1BE		1	1 unit	102	0.080	
		Blue	A	8WD44 40-1BF		1	1 unit	102	0.080	
	230 AC	Red	A	8WD44 50-1BB		1	1 unit	102	0.080	
		Green	A	8WD44 50-1BC		1	1 unit	102	0.080	
		Yellow	A	8WD44 50-1BD		1	1 unit	102	0.080	
		Clear	A	8WD44 50-1BE		1	1 unit	102	0.080	
		Blue	A	8WD44 50-1BF		1	1 unit	102	0.080	
	24 DC	Red	A	8WD44 20-0CB		1	1 unit	102	0.090	
		Green	A	8WD44 20-0CC		1	1 unit	102	0.090	
		Yellow	A	8WD44 20-0CD		1	1 unit	102	0.090	
		Clear	A	8WD44 20-0CE		1	1 unit	102	0.090	
		Blue	A	8WD44 20-0CF		1	1 unit	102	0.090	
	115 AC	Red	A	8WD44 40-0CB		1	1 unit	102	0.090	
		Green	D	8WD44 40-0CC		1	1 unit	102	0.090	
		Yellow	A	8WD44 40-0CD		1	1 unit	102	0.090	
		Clear	D	8WD44 40-0CE		1	1 unit	102	0.090	
		Blue	D	8WD44 40-0CF		1	1 unit	102	0.090	
	230 AC	Red	A	8WD44 50-0CB		1	1 unit	102	0.085	
		Green	A	8WD44 50-0CC		1	1 unit	102	0.085	
		Yellow	A	8WD44 50-0CD		1	1 unit	102	0.085	
		Clear	A	8WD44 50-0CE		1	1 unit	102	0.085	
		Blue	A	8WD44 50-0CF		1	1 unit	102	0.085	
Light elements with integrated flash lamps										
	Flashlight elements With integrated electronic flash ²⁾	24 DC	Red	A	8WD44 20-0CB		1	1 unit	102	0.090
			Green	A	8WD44 20-0CC		1	1 unit	102	0.090
			Yellow	A	8WD44 20-0CD		1	1 unit	102	0.090
			Clear	A	8WD44 20-0CE		1	1 unit	102	0.090
			Blue	A	8WD44 20-0CF		1	1 unit	102	0.090
	115 AC	Red	A	8WD44 40-0CB		1	1 unit	102	0.090	
		Green	D	8WD44 40-0CC		1	1 unit	102	0.090	
		Yellow	A	8WD44 40-0CD		1	1 unit	102	0.090	
		Clear	D	8WD44 40-0CE		1	1 unit	102	0.090	
		Blue	D	8WD44 40-0CF		1	1 unit	102	0.090	
	230 AC	Red	A	8WD44 50-0CB		1	1 unit	102	0.085	
		Green	A	8WD44 50-0CC		1	1 unit	102	0.085	
		Yellow	A	8WD44 50-0CD		1	1 unit	102	0.085	
		Clear	A	8WD44 50-0CE		1	1 unit	102	0.085	
		Blue	A	8WD44 50-0CF		1	1 unit	102	0.085	

¹⁾ The lamp is not included in the scope of supply. Please order separately.

²⁾ The lamp is included in the scope of supply.

8WD4 Signaling Columns

8WD44 signaling columns, 70 mm diameter

Version	Rated voltage	Color	DT	Order No.	Price per PU	PU (UNIT, SET, M)	PS*	PG	Weight per PU approx. kg		
Light elements with integrated LED											
	Continuous light elements	24 AC/DC	Red	A	8WD44 20-5AB		1	1 unit	102	0.075	
			Green	A	8WD44 20-5AC		1	1 unit	102	0.075	
			Yellow	A	8WD44 20-5AD		1	1 unit	102	0.075	
			Clear	A	8WD44 20-5AE		1	1 unit	102	0.075	
			Blue	A	8WD44 20-5AF		1	1 unit	102	0.070	
		115 AC	Red	A	8WD44 40-5AB		1	1 unit	102	0.075	
			Green	A	8WD44 40-5AC		1	1 unit	102	0.075	
			Yellow	A	8WD44 40-5AD		1	1 unit	102	0.075	
			Clear	A	8WD44 40-5AE		1	1 unit	102	0.075	
			Blue	A	8WD44 40-5AF		1	1 unit	102	0.075	
		230 AC	Red	A	8WD44 50-5AB		1	1 unit	102	0.075	
			Green	A	8WD44 50-5AC		1	1 unit	102	0.075	
			Yellow	A	8WD44 50-5AD		1	1 unit	102	0.075	
			Clear	A	8WD44 50-5AE		1	1 unit	102	0.075	
			Blue	A	8WD44 50-5AF		1	1 unit	102	0.075	
	Blinklight elements	24 AC/DC	Red	A	8WD44 20-5BB		1	1 unit	102	0.070	
			Green	A	8WD44 20-5BC		1	1 unit	102	0.075	
			Yellow	A	8WD44 20-5BD		1	1 unit	102	0.075	
	Rotating light elements	24 AC/DC	Red	A	8WD44 20-5DB		1	1 unit	102	0.080	
			Green	A	8WD44 20-5DC		1	1 unit	102	0.080	
			Yellow	A	8WD44 20-5DD		1	1 unit	102	0.085	
GSM radio elements											
	GSM radio elements Power consumption 50 mA, short-time 450 mA	24 DC, controlled ±15 %	Black	A	8WD44 28-0BC		1	1 unit	102	0.110	
Adapter elements for AS-Interface											
	AS-Interface adapter elements			Black	A	8WD44 28-0BD	1	1 unit	102	0.110	
											For 3 signaling elements 24 V DC
	<ul style="list-style-type: none"> A/B technology, with/without external aux. voltage, switchable Standard AS-Interface, with external aux. voltage 	For 4 signaling elements 24 V DC	Black	A	8WD44 28-0BE		1	1 unit	102	0.110	
Connection elements¹⁾											
	Connection elements with cover	Screw terminals	Black		A	8WD44 08-0AA	1	1 unit	102	0.110	
											For mounting on pipes
											For mounting on bracket and floor
											Spring-type terminals
					A	8WD44 08-0AB	1	1 unit	102	0.115	
					A	8WD44 08-0AD	1	1 unit	102	0.105	
					A	8WD44 08-0AE	1	1 unit	102	0.105	
Inscription											
	Labeling panels			A	8WD44 08-0FA		1	1 unit	102	0.345	
	With fixing accessories for mounting on pipe Ø 25 mm Inscription area/step 50 mm x 140 mm Suitable for standard labels, e.g. <ul style="list-style-type: none"> Zweckform 3425 Herma 4457 										













¹⁾ The connection element with cover is an essential part for assembling the signaling columns.

Note:

For mounting and configuring help see the publication "Versatile, robust, communication-capable: SIRIUS signaling columns and integrated signal lamps", Order No. E20001-A670-P305.

8WD4 Signaling Columns

8WD44 signaling columns, 70 mm diameter

Version	Rated voltage	DT	Order No.	Price per PU	PU (UNIT, SET, M)	PS*	PG	Weight per PU approx. kg
Fixing								
	Feet with pipe	Pipe length 100 mm	A	8WD43 08-0DA	1	1 unit	102	0.080
	Feet, single	Plastic, for mounting on pipes	A	8WD43 08-0DB	1	1 unit	102	0.050
		Metal, for pipe lengths > 400 mm	A	8WD43 08-0DC	1	1 unit	102	0.315
	Pipes, single	Length 100 mm	A	8WD42 08-0EF	1	1 unit	102	0.030
		Length 150 mm	A	8WD43 08-0EE	1	1 unit	102	0.045
		Length 250 mm	A	8WD43 08-0EA	1	1 unit	102	0.080
		Length 400 mm	A	8WD43 08-0EB	1	1 unit	102	0.120
		Length 1000 mm	A	8WD43 08-0ED	1	1 unit	102	0.300
	Sockets for feet	Side cable outlet (can also be used without feet)	A	8WD43 08-0DD	1	1 unit	102	0.070
		Side cable outlet, with magnetic fixing ¹⁾	A	8WD43 08-0DE	1	1 unit	102	0.300
	Brackets for wall mounting (mounting without feet and pipe)	For single-sided mounting	A	8WD43 08-0CA	1	1 unit	102	0.090
		For double-sided mounting	A	8WD43 08-0CB	1	1 unit	102	0.085
	Brackets for mounting with foot		A	8WD44 08-0CC	1	1 unit	102	0.070
	Brackets for base mounting	Mounting without feet and pipe	A	8WD44 08-0CD	1	1 unit	102	0.055
	Adapters for mounting on pipes according to NPT	Mounting on pipes, Ø 25 mm, with NPT 1/2" thread	A	8WD43 08-0DF	1	1 unit	102	0.080
Lamps								
	Incandescent lamps, 5 W							
	Base BA 15d	24 AC/DC	A	8WD43 28-1XX	1	10 units	102	0.010
		115 AC	A	8WD43 48-1XX	1	10 units	102	0.010
		230 AC	A	8WD43 58-1XX	1	10 units	102	0.010
	LEDs							
	Base BA 15d	24 AC/DC	A	8WD44 28-6XB	1	1 unit	102	0.020
			A	8WD44 28-6XC	1	1 unit	102	0.020
			A	8WD44 28-6XD	1	1 unit	102	0.020
			A	8WD44 28-6XE	1	1 unit	102	0.020
			A	8WD44 28-6XF	1	1 unit	102	0.020
		115 AC	A	8WD44 48-6XB	1	1 unit	102	0.020
			A	8WD44 48-6XC	1	1 unit	102	0.020
			A	8WD44 48-6XD	1	1 unit	102	0.020
			A	8WD44 48-6XE	1	1 unit	102	0.020
			A	8WD44 48-6XF	1	1 unit	102	0.020
		230 AC	A	8WD44 58-6XB	1	1 unit	102	0.020
			A	8WD44 58-6XC	1	1 unit	102	0.020
			A	8WD44 58-6XD	1	1 unit	102	0.020
			A	8WD44 58-6XE	1	1 unit	102	0.020
			A	8WD44 58-6XF	1	1 unit	102	0.020

¹⁾ For horizontal mounting, only 1 element is recommended.

8WD53 integrated signal lamps, 70 mm diameter







Overview



Features:

- Thermoplast enclosure, diameter 70 mm
- Degree of protection IP65
- Rated voltage 24 V, 115 V, 230 V AC/DC

Selection and ordering data

Version	Rated voltage	Color	DT	Order No.	Price per PU	PU (UNIT, SET, M)	PS*	PG	Weight per PU approx. kg	
Lights for incandescent lamps/LED, BA 15d base										
	Continuous lights¹⁾	24 ... 230 AC/DC	Red	A	8WD53 00-1AB		1	1 unit	102	0.130
			Green	A	8WD53 00-1AC		1	1 unit	102	0.130
			Yellow	A	8WD53 00-1AD		1	1 unit	102	0.130
			Clear	A	8WD53 00-1AE		1	1 unit	102	0.130
			Blue	A	8WD53 00-1AF		1	1 unit	102	0.130
Lights with integrated flash lamp										
	Single-flash lights with integrated electronic flash	24 AC/DC	Red	A	8WD53 20-0CB		1	1 unit	102	0.150
			Green	D	8WD53 20-0CC		1	1 unit	102	0.150
			Yellow	A	8WD53 20-0CD		1	1 unit	102	0.150
			Clear	A	8WD53 20-0CE		1	1 unit	102	0.150
			Blue	A	8WD53 20-0CF		1	1 unit	102	0.150
		115 AC	Red	A	8WD53 40-0CB		1	1 unit	102	0.145
			Green	D	8WD53 40-0CC		1	1 unit	102	0.145
			Yellow	D	8WD53 40-0CD		1	1 unit	102	0.145
			Clear	D	8WD53 40-0CE		1	1 unit	102	0.145
		230 AC	Red	A	8WD53 50-0CB		1	1 unit	102	0.145
			Green	D	8WD53 50-0CC		1	1 unit	102	0.145
			Yellow	A	8WD53 50-0CD		1	1 unit	102	0.145
			Clear	A	8WD53 50-0CE		1	1 unit	102	0.145
	Continuous lights	24 AC/DC	Red	A	8WD53 20-5AB		1	1 unit	102	0.135
			Green	A	8WD53 20-5AC		1	1 unit	102	0.135
			Yellow	A	8WD53 20-5AD		1	1 unit	102	0.135
			Blinklight lamps							
		24 AC/DC	Red	A	8WD53 20-5BB		1	1 unit	102	0.135
			Green	D	8WD53 20-5BC		1	1 unit	102	0.135
			Yellow	A	8WD53 20-5BD		1	1 unit	102	0.135
Rotating lights										
		24 AC/DC	Red	A	8WD53 20-5DB		1	1 unit	102	0.140
			Green	A	8WD53 20-5DC		1	1 unit	102	0.140
			Yellow	A	8WD53 20-5DD		1	1 unit	102	0.140

For incandescent lamps and LEDs, see Signal Lamps.

¹⁾ Lamp not included in scope of supply. Please order separately.