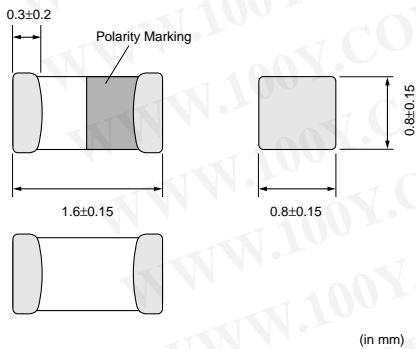


Chip Inductor for Automotive (Chip Coil for Automotive) for High Frequency Multilayer Type

LQG18H Series (0603 Size)

■ Dimensions



■ Packaging

Code	Packaging	Minimum Quantity
D	180mm Paper Tape	4000
J	330mm Paper Tape	10000
B	Bulk(Bag)	1000

勝特力材料 886-3-5753170
 勝特力电子(上海) 86-21-34970699
 勝特力电子(深圳) 86-755-83298787
[Http://www.100y.com.tw](http://www.100y.com.tw)

■ Rated Value (□: packaging code)

Part Number	Inductance	Test Frequency	Rated Current	Max. of DC Resistance	Q (min.)	Test Frequency	Self Resonance Frequency (min.)
LQG18HH1N2S00□	1.2nH±0.3nH	100MHz	500mA	0.10ohm	12	100MHz	6000MHz
LQG18HH1N5S00□	1.5nH±0.3nH	100MHz	500mA	0.10ohm	12	100MHz	6000MHz
LQG18HH1N8S00□	1.8nH±0.3nH	100MHz	500mA	0.10ohm	12	100MHz	5000MHz
LQG18HH2N2S00□	2.2nH±0.3nH	100MHz	500mA	0.10ohm	12	100MHz	5000MHz
LQG18HH2N7S00□	2.7nH±0.3nH	100MHz	500mA	0.15ohm	12	100MHz	4000MHz
LQG18HH3N3S00□	3.3nH±0.3nH	100MHz	500mA	0.15ohm	12	100MHz	4000MHz
LQG18HH3N9S00□	3.9nH±0.3nH	100MHz	450mA	0.15ohm	12	100MHz	3000MHz
LQG18HH4N7S00□	4.7nH±0.3nH	100MHz	450mA	0.20ohm	12	100MHz	3000MHz
LQG18HH5N6S00□	5.6nH±0.3nH	100MHz	430mA	0.20ohm	12	100MHz	3000MHz
LQG18HH6N2S00□	6.2nH±0.3nH	100MHz	430mA	0.20ohm	12	100MHz	2800MHz
LQG18HH6N8J00□	6.8nH±5%	100MHz	430mA	0.25ohm	12	100MHz	2800MHz
LQG18HH8N2J00□	8.2nH±5%	100MHz	400mA	0.25ohm	12	100MHz	2600MHz
LQG18HH10NJ00□	10nH±5%	100MHz	400mA	0.30ohm	12	100MHz	2400MHz
LQG18HH12NJ00□	12nH±5%	100MHz	400mA	0.35ohm	12	100MHz	2200MHz
LQG18HH15NJ00□	15nH±5%	100MHz	350mA	0.40ohm	12	100MHz	1800MHz
LQG18HH18NJ00□	18nH±5%	100MHz	350mA	0.45ohm	12	100MHz	1800MHz
LQG18HH22NJ00□	22nH±5%	100MHz	300mA	0.50ohm	12	100MHz	1600MHz
LQG18HH27NJ00□	27nH±5%	100MHz	300mA	0.55ohm	12	100MHz	1400MHz
LQG18HH33NJ00□	33nH±5%	100MHz	300mA	0.60ohm	12	100MHz	1200MHz
LQG18HH39NJ00□	39nH±5%	100MHz	300mA	0.65ohm	12	100MHz	1000MHz
LQG18HH47NJ00□	47nH±5%	100MHz	300mA	0.70ohm	12	100MHz	900MHz
LQG18HH56NJ00□	56nH±5%	100MHz	300mA	0.75ohm	12	100MHz	800MHz
LQG18HH68NJ00□	68nH±5%	100MHz	300mA	0.80ohm	12	100MHz	800MHz

Operating Temperature Range: -55 to +125°C
 Only for reflow soldering.

Continued on the following page.

● This data sheet is applied for CHIP INDUCTORS (CHIP COILS) used for Automotive Electronics equipment for your design.

⚠ Note:

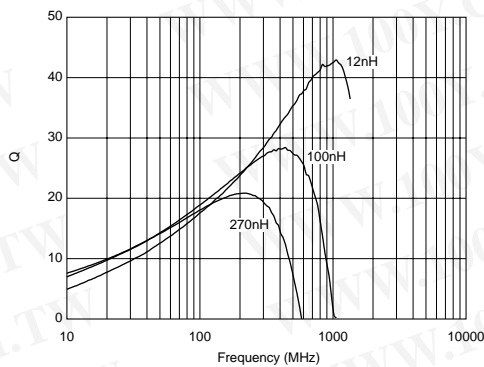
- This datasheet is downloaded from the website of Murata Manufacturing co., Ltd. Therefore, it's specifications are subject to change or our products in it may be discontinued without advance notice. Please check with our sales representatives or product engineers before ordering.
- This datasheet has only typical specifications because there is no space for detailed specifications. Therefore, please approve our product specifications or transact the approval sheet for product specifications before ordering.

 Continued from the preceding page.

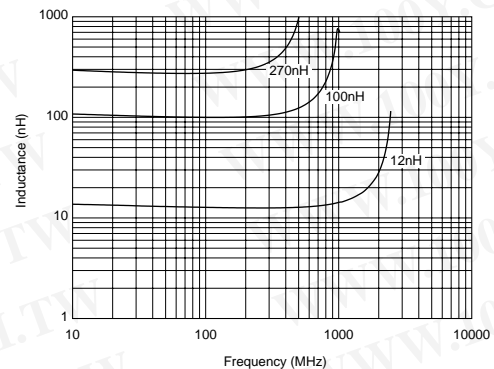
Part Number	Inductance	Test Frequency	Rated Current	Max. of DC Resistance	Q (min.)	Test Frequency	Self Resonance Frequency (min.)
LQG18HH82NJ00□	82nH±5%	100MHz	300mA	0.85ohm	12	100MHz	700MHz
LQG18HHR10J00□	100nH±5%	100MHz	300mA	0.90ohm	12	100MHz	600MHz
LQG18HHR12J00□	120nH±5%	100MHz	300mA	1.10ohm	14	100MHz	550MHz
LQG18HHR15J00□	150nH±5%	100MHz	300mA	1.20ohm	14	100MHz	550MHz
LQG18HHR18J00□	180nH±5%	100MHz	300mA	1.30ohm	14	100MHz	500MHz
LQG18HHR22J00□	220nH±5%	100MHz	300mA	1.50ohm	14	100MHz	450MHz
LQG18HHR27J00□	270nH±5%	100MHz	200mA	1.90ohm	14	100MHz	400MHz

Operating Temperature Range: -55 to +125°C
Only for reflow soldering.

■ Q-Frequency Characteristics (Typ.)



■ Inductance-Frequency Characteristics (Typ.)



■ ⚠ Caution/Notice

⚠ Caution (Rating)

Do not use products beyond the rated current as this may create excessive heat.

Notice

Solderability of Tin plating termination chip might be deteriorated when low temperature soldering profile where peak solder temperature is below the Tin melting point is used. Please confirm the solderability of Tin plating termination chip before use.

勝特力材料 886-3-5753170
勝特力电子(上海) 86-21-34970699
勝特力电子(深圳) 86-755-83298787
[Http://www.100y.com.tw](http://www.100y.com.tw)

● This data sheet is applied for CHIP INDUCTORS (CHIP COILS) used for Automotive Electronics equipment for your design.

⚠ Note:

1. This datasheet is downloaded from the website of Murata Manufacturing co., Ltd. Therefore, it's specifications are subject to change or our products in it may be discontinued without advance notice. Please check with our sales representatives or product engineers before ordering.
2. This datasheet has only typical specifications because there is no space for detailed specifications. Therefore, please approve our product specifications or transact the approval sheet for product specifications before ordering.