

1 用途 APPLICATIONS

广泛应用于智能手机，机顶盒，VR，AR，笔记本电脑，PC 电脑，服务器，游戏机，导航仪，多媒体设备等。

Smart phone, set top box, VR, AR, Notebooks, desktop computers, servers, Portable gaming devices, personal navigation systems, personal multimedia devices.

2 特点 FEATURES

饱和电流大

large saturation current

直流电阻小、功耗小，体积小、占用 PCB 空间小

Low DCR decreases power loss, small and slim take up less PCB real estates.

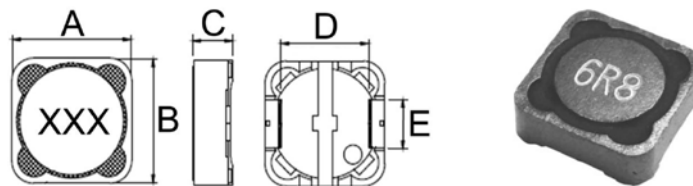
3 产品编码 PRODUCT IDENTIFICATION

CDRH 104R - 4R7 N

① ② ③ ④

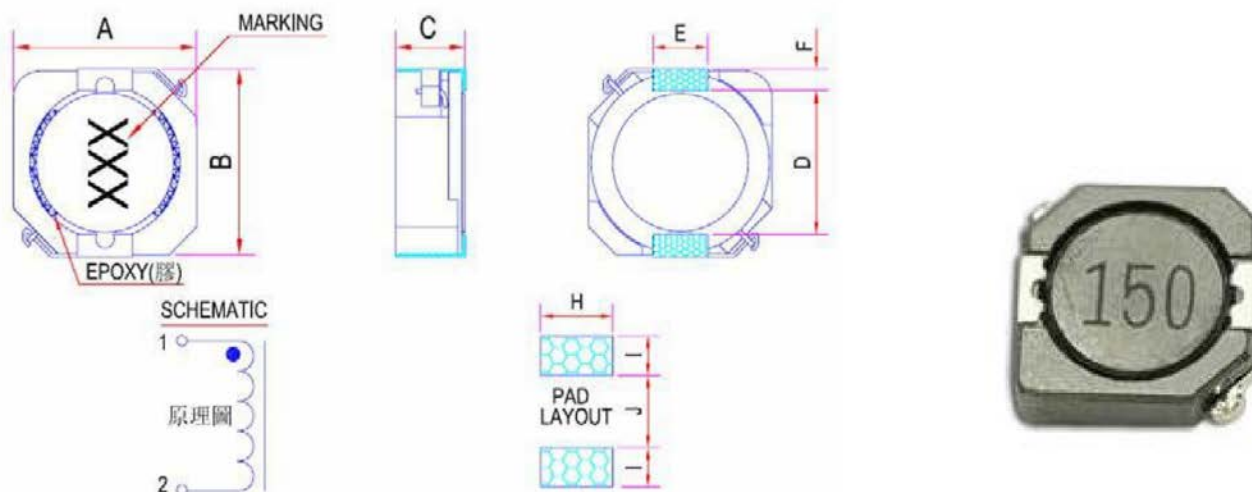
①	Type: Wire Wound Chip Inductor
②	External Dimensions
③	Nominal Inductance: R10, 0.1 μ H; 1R0, 1.0 μ H; 100, 10 μ H
④	Inductance Tolerance: K, $\pm 10\%$; L, $\pm 15\%$; M, $\pm 20\%$; P, $\pm 25\%$; N, $\pm 30\%$

4 外形及尺寸 SHAPE AND DIMENSIONS



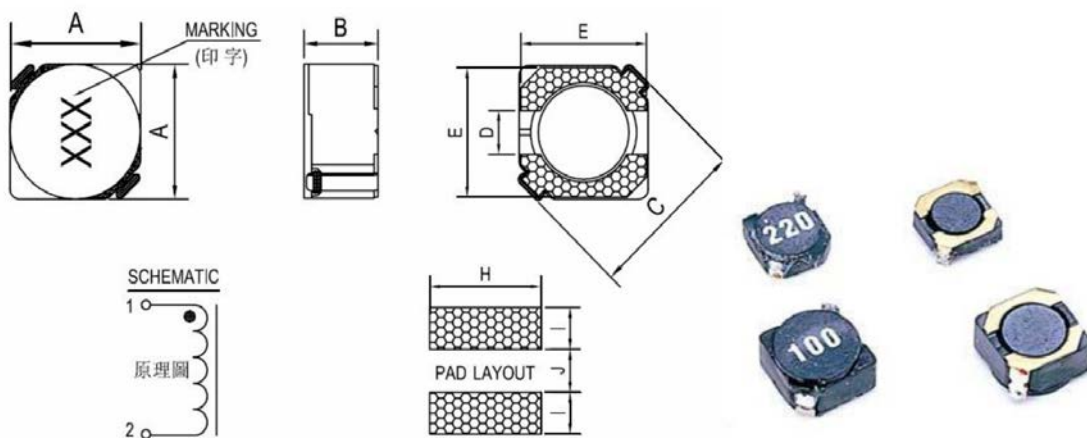
Unit: mm

Type	Amax	Bmax	Cmax	D	E
CDRH74	7.5	7.5	4.6	2.0	5.0
CDRH124	13	13	5.0	7.6	5.0
CDRH125	13	13	6.0	7.6	5.0
CDRH127	13	13	8.0	7.6	5.0
CDRH129	13	13	10	7.6	5.0



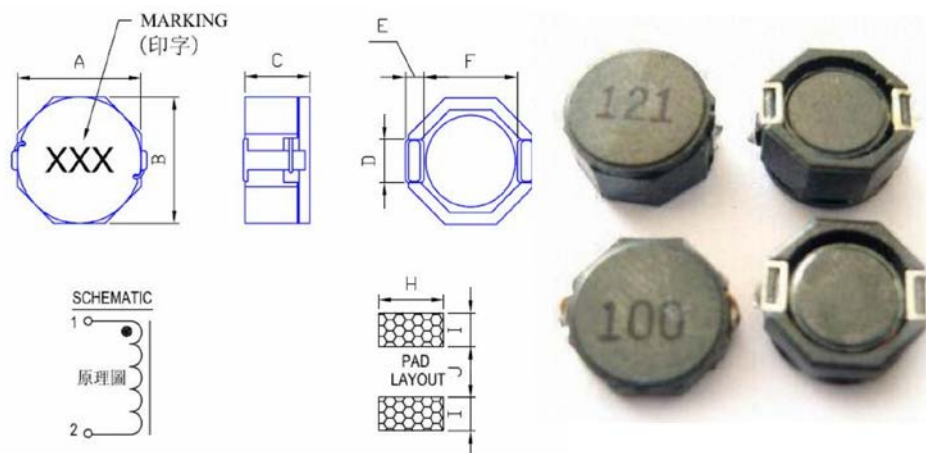
Unit: mm

Type	Amax	Bmax	Cmax	D	E	F	H	I	J
CDRH104R	10.3	10.5	4.0	4.7	3.0	1.2	3.6	1.7	7.3
CDRH105R	10.3	10.4	5.0	4.7	3.0	1.2	3.6	1.7	7.3



Unit: mm

Type	Amax	Bmax	Cmax	Dmax	H	I	J
CDRH2D11	3.3	1.3	4.5	1.0	1.3	1.3	1.7
CDRH2D14	3.3	1.6	4.5	1.0	1.3	1.3	1.7
CDRH2D18	3.3	2.0	4.5	1.0	1.3	1.3	1.7
CDRH3D11	4.0	1.4	5.5	1.2	4.5	1.5	1.2
CDRH3D14	4.0	1.7	5.5	1.2	4.5	1.5	1.2
CDRH3D16	4.0	2.0	5.5	1.2	4.5	1.5	1.2
CDRH3D28	4.0	3.1	5.5	1.2	4.5	1.5	1.2
CDRH4D18	5.0	2.0	6.9	1.5	5.3	1.9	1.5
CDRH5D18	6.0	2.0	8.2	2.0	6.3	2.15	2.3
CDRH5D28	6.0	3.0	8.2	2.0	6.3	2.15	2.3
CDRH6D28	7.0	3.0	9.5	2.0	7.3	2.65	2.0
CDRH6D38	7.0	4.0	9.5	2.0	7.3	2.65	2.0



Unit: mm

Type	Amax	Bmax	Cmax	Dmax	H	I	J
CDRH8D28	8.3	8.3	3.0	2.5	2.8	2.0	6.1
CDRH8D38	8.3	8.3	4.0	2.6	2.8	2.0	6.1
CDRH8D43	8.3	8.3	4.5	3.0	2.8	2.0	6.1
CDRH8D58	8.3	8.3	6.0	3.2	2.8	2.0	6.1

5 特性参数 SPECIFICATIONS

详见附录 A。Please refer to Appendix A.

工作温度范围 Operating temperature range: -40 $^{\circ}\text{C}$ to 125°C

储存温度范围 Storage temperature range: -10 $^{\circ}\text{C}$ to 70°C , 70% RH.

6 测试及可靠性 TESTING AND RELIABILITY

6.1 测试环境条件 Test Conditions

一般按照以下环境条件测试（有特殊要求的除外），：

Unless otherwise specified, the standard atmospheric conditions for measurement/test as:

- 温度 Ambient Temperature: $20 \pm 15^{\circ}\text{C}$
- 湿度 Relative Humidity: $65 \pm 20\%$
- 大气压 Air Pressure: 86 kPa to 106 kPa

如果对测试结果有疑义，可以按照以下条件复测：

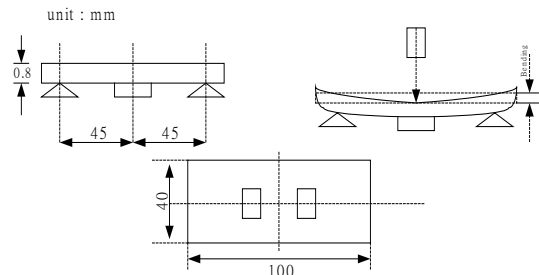
If any doubt on the results, measurements/tests should be made within the following limits:

- 温度 Ambient Temperature: $20 \pm 2^{\circ}\text{C}$
- 湿度 Relative Humidity: $65 \pm 5\%$
- 大气压 Air Pressure: 86kPa to 106 kPa

6.2 测试及可靠性 Testing and reliability

测试与可靠性 Testing and reliability	测试方法与要求 Test Methods and Remarks
直流电阻 RDC	a. 标准值参考第 5 章节附录 A。Refer to Item 5 Appendix A. b. 测试仪器：高精度电阻表 HP4338B 或等效仪器。Test equipment (Analyzer): High Accuracy Milliohmmeter-HP4338B or equivalent.

电感量 Inductance (Z)	a. 标准值参考第 5 章节附录 A。Refer to Item 5 Appendix A. b. 测试仪器: 高精度 LCR 测试仪。 Test equipment: High Accuracy LCR Analyzer equivalent. c. 测试信号 Test signal:250mV. d. 测试频率参考第 5 章节。Test frequency refers to Item 5.
额定电流 Rated Current (Ir)	c. a. 标准值参考第 5 章节附录 A。Refer to Item 5 Appendix A. b. 测试仪器: HP6632B 直流电源, 数字点温计或等效仪器。 Test equipment: HP6632B system DC power supply, digital surface thermometer or equivalent. c. 电感量下降 $\Delta L/L \times 100\% \leq 10\%$ 。 $\Delta L/L \times 100\% \leq 10\%$.
可焊性 SOLDER-ABILITY	至少 95% 的焊接面完全被焊锡连续覆盖。95% min. coverage of all metabolised area. 焊锡温度 Solder temp. : 240±5 °C 浸入时间 Immersion time : 3±1 sec 焊锡 Solder : Sn-3Ag-0.5Cu
耐焊性 RESISTANCE TO SOLDER HEAT	无可见损伤。电特性和机械特性满足产品规范或检验标准要求。No visible damage. Electrical characteristics and mechanical characteristics shall be satisfied. 焊锡温度 Solder Temp. : 265±3 °C 浸入时间 Immersion time : 6±1 sec 预热 Preheating : 100 °C to 150°C, 1 minute. 在室温下放置 24±2 小时后测试检查。Measurement to be made after keeping at room temp for 24±2 hrs. 焊锡 Solder : Sn-3Ag-0.5Cu
弯曲 Bend	试验后无破损现象, 电感量应在±20%以内, 直流电阻应符合标准/规范要求。 Without deformation cases, Inductance shall be satisfied ± 20%, DC resistance shall be satisfied. 将产品焊接在试验板上, 如图所示在试验板中间位置施加压力, 使得试验板中心点向下弯曲2mm, 保持 10 秒。After soldering a chip to a test substrate, bend the substrate by 2mm hold for 10s and then return. Soldering shall be done in accordance with the recommended PC board pattern and reflow soldering.
振动 Vibration	a. 试验要求 Performance specification 1) 外观 Appearance: 无可见机械损伤 no mechanical damage 2) 电感量变化应在±20%以内 Inductance shall be with ±20% of the initial value b. 试验条件 Test condition 1) 波形 Waveform: 正弦波 Sine wave 2) 频率 Frequency: 10~55~10 Hz 3) 持续时间 Sweep time: 1 min 4) Amplitude: 1.5mm(peak-peak) 5. Direction: X, Y, Z (3 axes) 6. Duration: 2 hrs./axis, total 6 hrs.
温度冲击 Temperature shock	a. 试验要求 Performance specification 1) 外观 Appearance: 无可见机械损伤 no mechanical damage 2) 电感量变化应在±20%以内 Inductance shall be with ±20% of the initial value b. 试验条件 Test condition 1) 温度 Temperature : -40 °C保持30分钟。 -40 °C 85 °C 2) 周期 Cycle: 5 次。 5 cycles. 3) 检查 Measurement: 试验后至少在室温条件下放置 24 小时以上。 After placing at room ambient temperature for 24 hours minimum.
湿热负载 HUMIDITY RESISTANCE	a. 试验要求 Performance specification 1) 外观 Appearance: 无可见机械损伤 no mechanical damage 2) 电感量变化应在±20%以内 Inductance shall be with ±20% of the initial value b. 试验条件 Test condition

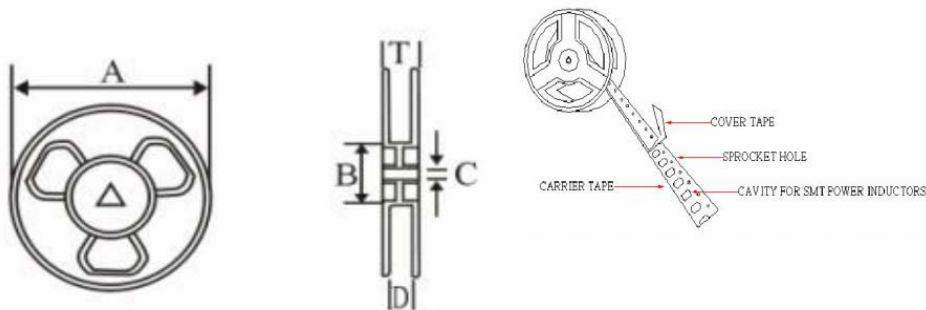


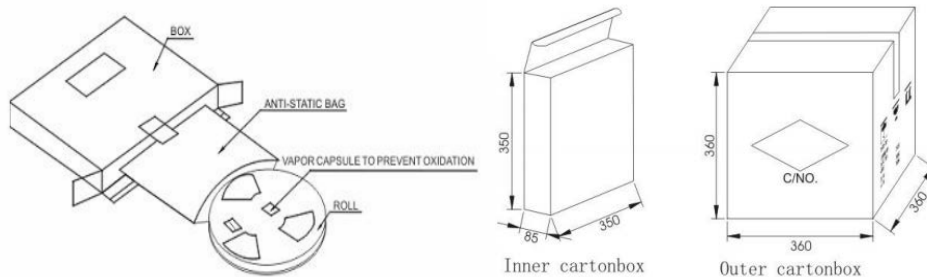
	<p>1) 湿度 Humidity: 90 to 95 %RH 2) 温度 Temperature: 60±2 °C 3) 加载电流 Applied current: 额定直流电流 Rated current 4) 试验时间 Testing time: 1000 (+48,0) hours 5) 检查 Measurement: 试验后至少在室温条件下放置 24 小时以上。After placing at room ambient temperature for 24 hours minimum.</p>
高温负载 HIGH TEMPERATURE RESISTANCE	<p>a. 试验要求 Performance specification 1) 外观 Appearance: 无可见机械损伤 no mechanical damage 2) 电感量变化应在±20%以内 Inductance shall be with ±20% of the initial value b. 试验条件 Test condition 1) 温度 Temperature: +85 °C±2°C 2) 加载电流 Applied current: 额定直流电流 Rated current 3) 试验时间 Testing time: 1000 (+48,0) hours 4) 检查 Measurement: 试验后至少在室温条件下放置 24 小时以上。After placing at room ambient temperature for 24 hours minimum.</p>
低温储存 LOW TEMPERATURE STORAGE LIFE	<p>a. 试验要求 Performance specification 1) 外观 Appearance: 无可见机械损伤 no mechanical damage. 2) 电感量变化应在±20%以内 Inductance shall be with ±20% of the initial value. b. 试验条件 Test condition 1. 温度 Temperature: -40 °C±2°C 2. 试验时间 Testing time: 1000 (+48,0) hours 3. 检查 Measurement: 试验后至少在室温条件下放置 24 小时以上。After placing for 24 hours minimum at room ambient temperature.</p>
端头强度 TERMINAL STRENGTH	<p>无破损现象。Without deformation cases. 电感量变化应在±20%以内。Inductance shall be satisfied ± 20%. 直流电阻应满足标准要求。DC resistance shall be satisfied. 焊接在 PCB 上的产品应持续成熟 10N 推力共 10 秒。Solder chip on PCB and applied 10N(1.02Kgf) for 10 sec.</p> 
跌落 Drop	<p>试验后产品应无失效现象。Products shall be no failure after test. 产品跌落在混凝土地面或钢板上。It shall be dropped on concrete or steel board. 试验方法: 自由落下。Method : free fall. 高度 Height : 100cm. 产品跌落方向: 3 个方向。Attitude from which the product is dropped : 3 direction. 总次数: 每个方向 3 次 (共 9 次)。The number of times : 3 times for each direction (Total 9 times).</p>

7 包装及储存 Packaging, Storage

7.1 包装 Packaging

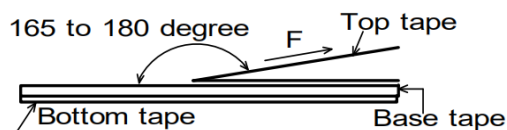
(1) 卷盘 REEL





型号 Type	A	B	C	D	T	包装数量 Packaging unit(pcs/reel)
CDRH74	338	102	7.8	12.8	17.6	1000
CDRH124	338	102	7.8	12.8	17.6	1000
CDRH125	338	102	7.8	12.8	17.6	1000
CDRH127	338	102	7.8	12.8	17.6	500
CDRH129	338	102	7.8	12.8	17.6	250
CDRH104R	337	102	8.0	12.5	11.5	1000
CDRH105R	337	102	8.0	12.5	11.5	800
CDRH2D11	338	102	8.1	12.5	11.3	1000/3000
CDRH2D14	338	102	8.0	12.5	11.5	1000/3000
CDRH2D18	339	102	8.0	12.5	10.6	1000/3000
CDRH3D11	339	102	7.5	12.6	14.6	1000/3000
CDRH3D14	340	102	8.3	13.2	14.6	1000/3000
CDRH3D16	341	102	8.5	13.6	14.6	1000/3000
CDRH3D28	341	102	7.6	13.5	15.0	1000/3000
CDRH4D18	341	103	7.5	13.8	16.5	1000/3000
CDRH5D18	341	103	7.5	13.8	16.8	2000/3000
CDRH5D28	342	103	8.2	13.6	17.0	2000
CDRH6D28	342	104	8.3	13.4	24.3	1500
CDRH6D38	342	104	8.6	13.9	25.3	1000
CDRH8D28	338	101	7.6	12.5	10.6	1000
CDRH8D38	338	102	8.1	12.6	11.3	1000
CDRH8D43	337	102	8.0	12.5	11.5	1000
CDRH8D58	339	102	8.0	12.5	10.6	1000

(2) 剥离力 PEELING OFF FORCE



剥离速度 Speed of peeling off	300mm/s
剥离力 Peeling off force	0.1N to 1N(10g to 100g).

(3) 包装 Packaging

- a. 卷盘和干燥剂一同放入尼龙或塑料袋中。Reel and a bag of desiccant shall be packed in Nylon or plastic bag.
- b. 每个内盒中最多装 2 个上述袋子。Maximum of 2 bags shall be packaged in a inner box.
- c. 每个外箱中最多装 8 个内盒。Maximum of 8 inner box shall be packaged in a outer box.

7.2 储存 Storage

7.2.1 不得暴露在高温高湿环境下储存，否则导致产品外电极和焊接性恶化变差。建议包装好的产品储存在低于 40 °C 小于 70% RH 条件下。The solderability of the external electrode may be deteriorated if packages are stored where they are exposed to high humidity. Packages must be stored at 40 °C RH less and 70

7.2.2 不得暴露在灰尘或腐蚀性气体（如氯化氢，亚硫酸气体或硫化氢等）环境下储存，否则会导致产品外电极和焊接性恶化变差。The solderability of the external electrode may be deteriorated if packages are stored where they are exposed to dust or harmful gas (hydrogen chloride, sulfurous acid gas or hydrogen sulfide).

7.2.3 如果暴露在阳光直射或加热环境下储存，会导致包装材料变形。Packaging material may be deformed if packages are stored where they are exposed to heat or direct sunlight.

7.2.4 采用聚乙烯热封载带形式的最小包装，在使用之前不要拆开。如果拆开了，应尽快使用卷盘保护起来。Minimum packages, such as polyvinyl heat-seal packages shall not be opened until just before they are used. If opened, use the reels as soon as possible.

7.2.5 在符合 7.2.1 和 7.2.2 要求的环境下储存，从产品发货日期开始 6 个月内，产品的焊接性能够满足 7.2 规定的要求。Solderability specified in composite specification 7.2 shall be for 6 months from the date of delivery on condition that they are stored at the environment specified clause 8.2.1 & 8.2.2.

在产品使用之前，如果储存期超过 6 个月，则需要复检焊接性。For those parts which passed more than 6 months shall be checked solderability before it is used.

8 安装使用及注意事项

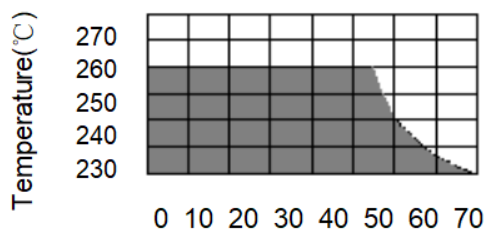
8.1 回流焊条件 Reflow soldering conditions

焊接之前产品应预热到 150 °C 焊接后应冷却到 100 °C Pre-heating should be in such a way that the temperature difference between solder and ferrite surface is limited to 150 °C max. After soldering should be in such a way that the temperature difference is limited to 100 °C max.

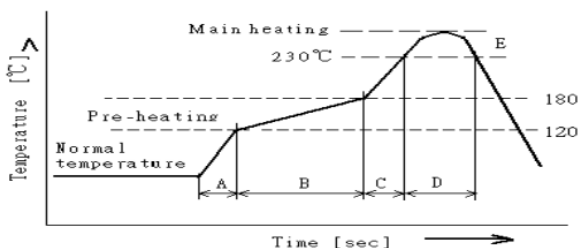
如果预热不充分，会导致产品质量恶化。Unenough pre-heating may cause cracks on the ferrite, resulting in the deterioration of product quality.

产品应当按照下述曲线焊接。Products should be soldered within the following allowable range indicated by the slanted line.

作业前，应对焊锡炉进行校准确认，保证能够符合焊接工艺条件。The excessive soldering conditions may cause the corrosion of the electrode, When soldering is repeated, allowable time is the accumulated time.



Temperature Profile



A	Slope of temp. rise	※ 1 to 5	※ °C/sec
B	Heat time	50 to 150	※ sec
	Heat temperature	120 to 180	※ °C
C	Slope of temp. rise	1 to 5	※ °C/sec
D	Time over 230°C	90~120	※ sec
E	Peak temperature	255~260	※ °C
	Peak hold time	10 max.	※ sec
※ No. of mounting		3	※ times

8.2 返工 Reworking with soldering iron

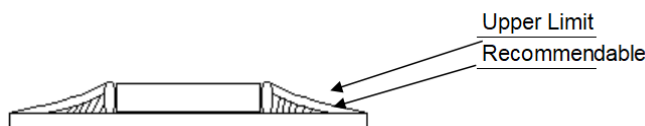
预热 Preheating	150°C, 1 minute
最高温度 Tip temperature	280°C max
焊接时间 Soldering time	3seconds max.
电烙铁输出功率 Soldering iron output	30w max.
电烙铁焊头尺寸 End of soldering iron	φ 3mm max.

*返工仅限一次。Reworking should be limited to only one time.

注意 Note: 为了避免焊接高温冲击导致产品本体开裂, 电烙铁焊头焊锡时应避免直接与产品接触。Do not directly touch the products with the tip of the soldering iron in order to prevent the crack on the ferrite material due to the thermal shock.

8.3 焊料量 Solder Volume

焊料使用时, 不得超过如下所示的上限要求。Solder shall be used not to be exceed the upper limits as shown below.



随着焊料的增加, 产品承受的机械应力也随之增加。过量的焊料所产生的机械应力, 会导致产品出现机械或电气特性失效。Accordingly increasing the solder volume, the mechanical stress to product is also increased. Exceeding solder volume may cause the failure of mechanical or electrical performance.

附录 A 电气特性表
Appendix A Electrical Characteristics

CDRH74 Series

Part Number	Inductance	Max.DC resistance	Saturation Current
Unit	μH @100kHz 0.25V	$\text{m}\Omega$	A
Symbol	L	DCR	$I_{\text{sat}}(\Delta L/L \times 100\% \leq 10\%)$
CDRH74-1R0□	1	0.014	5.3
CDRH74-2R2□	2.2	0.028	4.5
CDRH74-3R3□	3.3	0.032	4.7
CDRH74-4R7□	4	0.04	3.8
CDRH74-5R6□	5.5	0.045	3.5
CDRH74-100□	10	0.049	1.84
CDRH74-120□	12	0.058	1.71
CDRH74-150□	15	0.081	1.47
CDRH74-180□	18	0.091	1.31
CDRH74-220□	22	0.11	1.23
CDRH74-270□	27	0.15	1.12
CDRH74-330□	33	0.17	0.96
CDRH74-390□	39	0.23	0.91
CDRH74-470□	47	0.26	0.88
CDRH74-560□	56	0.35	0.75
CDRH74-680□	68	0.38	0.69
CDRH74-820□	82	0.43	0.61
CDRH74-101□	100	0.61	0.6
CDRH74-121□	120	0.66	0.52
CDRH74-151□	150	0.88	0.46
CDRH74-181□	180	0.98	0.42
CDRH74-221□	220	1.17	0.36
CDRH74-271□	270	1.64	0.34
CDRH74-331□	330	1.86	0.32
CDRH74-391□	390	2.85	0.29
CDRH74-471□	470	3.01	0.26
CDRH74-561□	560	3.62	0.23
CDRH74-681□	680	4.63	0.22
CDRH74-821□	820	5.2	0.2
CDRH74-102□	1000	6	0.18

CDRH124 Series

Part Number	Inductance	Max.DC resistance	Saturation Current
Unit	μH @100kHz 0.25V	m Ω	A
Symbol	L	DCR	$I_{\text{sat}}(\Delta L/L \times 100\% \leq 10\%)$
CDRH124-1R2□	1.2	0.01	5.2
CDRH124-1R3□	1.3	0.012	5
CDRH124-2R1□	2.1	0.012	4.5
CDRH124-2R4□	2.4	0.01	4.5
CDRH124-3R1□	3.1	0.013	4.2
CDRH124-3R5□	3.5	0.015	4.2
CDRH124-3R9□	3.9	0.015	6.54.0
CDRH124-4R4□	4.4	0.016	3.8
CDRH124-4R7□	4.7	0.018	5.7
CDRH124-5R8□	5.6	0.02	5.2
CDRH124-6R1□	6.1	0.02	5
CDRH124-6R8□	6.8	0.023	4.9
CDRH124-7R5□	7.5	0.025	4.8
CDRH124-7R6□	7.6	0.025	4.6
CDRH124-100□	10	0.028	4.5
CDRH124-120□	12	0.038	4
CDRH124-150□	15	0.05	3.2
CDRH124-180□	18	0.057	3.1
CDRH124-220□	22	0.066	2.9
CDRH124-270□	27	0.08	2.8
CDRH124-330□	33	0.097	2.7
CDRH124-390□	39	0.132	2.1
CDRH124-470□	47	0.15	1.9
CDRH124-560□	56	0.19	1.8
CDRH124-680□	68	0.22	1.5
CDRH124-820□	82	0.26	1.3
CDRH124-101□	100	0.308	1.2
CDRH124-121□	120	0.38	1.1
CDRH124-151□	150	0.53	0.95
CDRH124-181□	180	0.62	0.85
CDRH124-221□	220	0.7	0.8
CDRH124-271□	270	0.876	0.6

CDRH124-331□	330	0.99	0.5
CDRH124-391□	390	1	0.45
CDRH124-471□	470	1.3	0.45
CDRH124-561□	560	1.5	0.42
CDRH124-681□	680	1.8	0.4
CDRH124-821□	820	2	0.3
CDRH124-102□	1000	2.5	0.25

CDRH125Series

Part Number	Inductance	Max.DC resistance	Saturation Current
Unit	μH @1kHz 0.25V	$\text{m}\Omega$	A $\Delta\text{L}/\text{L}\times 100\%\leq 10\%$
Symbol	L	DCR	Isat
CDRH125-1R2□	1.2	0.01	8.5
CDRH125-1R3□	1.3	0.012	8
CDRH125-2R1□	2.1	0.014	7
CDRH125-2R4□	2.4	0.015	7.5
CDRH125-3R1□	3.1	0.017	6
CDRH125-3R5□	3.5	0.018	6.5
CDRH125-3R9□	3.9	0.019	6
CDRH125-4R4□	4.4	0.02	5
CDRH125-4R7□	4.7	0.02	5.5
CDRH125-5R8□	5.8	0.021	4.4
CDRH125-6R1□	6.1	0.022	4
CDRH125-6R8□	6.8	0.023	3.5
CDRH125-7R5□	7.5	0.024	4.2
CDRH125-7R6□	7.6	0.025	3.8
CDRH125-100□	10	0.025	4
CDRH125-120□	12	0.027	3.5
CDRH125-150□	15	0.03	3.3
CDRH125-180□	18	0.034	3
CDRH125-220□	22	0.036	2.8
CDRH125-270□	27	0.051	2.3
CDRH125-330□	33	0.057	2.1
CDRH125-390□	39	0.068	2
CDRH125-470□	47	0.075	1.8

CDRH125-560□	56	0.11	1.7
CDRH125-680□	68	0.12	1.5
CDRH125-820□	82	0.14	1.4
CDRH125-101□	100	0.16	1.3
CDRH125-121□	120	0.17	1.1
CDRH125-151□	150	0.23	1
CDRH125-181□	180	0.29	0.9
CDRH125-221□	220	0.4	0.8
CDRH125-271□	270	0.46	0.75
CDRH125-331□	330	0.51	0.68
CDRH125-391□	390	0.69	0.65
CDRH125-471□	470	0.77	0.58
CDRH125-561□	560	0.86	0.54
CDRH125-681□	680	1.2	0.48
CDRH125-821□	820	1.34	0.43
CDRH125-102□	1000	1.53	0.4

CDRH127Series

Part Number	Inductance	Max.DC resistance	Saturation Current
Unit	μH @1kHz 0.25V	mΩ	A ΔL/L×100%≤10%
Symbol	L	DCR	Isat
CDRH127-1R2□	1.2	7	9.8
CDRH127-1R3□	1.3	8.5	9.5
CDRH127-2R1□	2.1	10	9
CDRH127-2R4□	2.4	11.5	8
CDRH127-3R1□	3.1	12	7.5
CDRH127-3R5□	3.5	13.5	7.5
CDRH127-3R9□	3.9	14	7
CDRH127-4R4□	4.4	14.5	7
CDRH127-4R7□	4.7	15.8	6.8
CDRH127-5R8□	5.8	16.2	6.5
CDRH127-6R1□	6.1	17.6	6.5
CDRH127-6R8□	6.8	18	6.5
CDRH127-7R5□	7.5	18.5	5.5
CDRH127-7R6□	7.6	20	5.9

CDRH127-100□	10	21.6	5.4
CDRH127-120□	12	24.3	4.9
CDRH127-150□	15	27	4.5
CDRH127-180□	18	39.2	3.9
CDRH127-220□	22	43.2	3.6
CDRH127-270□	27	45.9	3.4
CDRH127-330□	33	64.8	3
CDRH127-390□	39	72.9	2.8
CDRH127-470□	47	100	2.5
CDRH127-560□	56	110	2.35
CDRH127-680□	68	140	2.1
CDRH127-820□	82	0.16	1.95
CDRH127-101□	100	0.22	1.7
CDRH127-121□	120	0.25	1.6
CDRH127-151□	150	0.28	1.42
CDRH127-181□	180	0.35	1.3
CDRH127-221□	220	0.39	1.16
CDRH127-271□	270	0.56	1.06
CDRH127-331□	330	0.64	0.95
CDRH127-391□	390	0.7	0.88
CDRH127-471□	470	0.98	0.79
CDRH127-561□	560	1.07	0.73
CDRH127-681□	680	1.46	0.67
CDRH127-821□	820	1.64	0.6
CDRH127-102□	1000	1.82	0.55

CDRH129Series

Part Number	Inductance	Max.DC resistance	Saturation Current
Unit	μH @1kHz 0.25V	mΩ	A ΔL/L×100%≤10%
Symbol	L	DCR	Isat
CDRH129-1R0□	1	0.004	25
CDRH129-2R2□	2.2	0.005	20
CDRH129-3R5□	3.5	0.006	16.5
CDRH129-4R7□	4.7	0.007	13
CDRH129-6R8□	6.8	0.009	12.8
CDRH129-100□	10	0.013	10.5

CDRH129-150□	15	0.021	8
CDRH129-220□	22	0.023	6.5
CDRH129-270□	27	0.03	5.8
CDRH129-330□	33	0.037	5.5
CDRH129-390□	39	0.044	5
CDRH129-470□	47	0.046	4.5
CDRH129-680□	68	0.069	3.6
CDRH129-101□	100	0.1	3.1
CDRH129-151□	150	0.151	2.7
CDRH129-221□	220	0.193	2.2
CDRH129-271□	270	0.248	1.7
CDRH129-331□	330	0.363	1.5
CDRH129-471□	470	0.437	1.3
CDRH129-681□	680	0.66	1.1
CDRH129-821□	820	0.815	1
CDRH129-102□	1000	0.93	1.2
CDRH129-152□	1500	1.8	2.3

CDRH104RSeries

Part Number	Inductance	Max.DC resistance	Saturation Current
Unit	μH @1kHz 0.25V	m Ω	A $\Delta L/L \times 100\% \leq 10\%$
Symbol	L	DCR	Isat
CDRH104R-1R3□	1.3	8.2	10
CDRH104R-2R5□	2.5	10	7.5
CDRH104R-3R3□	3.3	12	6
CDRH104R-4R0□	4	15.3	5.8
CDRH104R-5R0□	5	18.5	5.3
CDRH104R-6R0□	6	25.6	5
CDRH104R-100□	10	35	4.4
CDRH104R-120□	12	41.5	4
CDRH104R-150□	15	50	3.6
CDRH104R-180□	18	65.3	3
CDRH104R-220□	22	73	2.9
CDRH104R-270□	27	84.2	2.6
CDRH104R-330□	33	93	2.3

CDRH104R-390□	39	110.3	2.2
CDRH104R-470□	47	128	2.1
CDRH104R-560□	56	189.2	2
CDRH104R-680□	68	213	1.5
CDRH104R-820□	82	253.5	1.4
CDRH104R-101□	100	304	1.35
CDRH104R-121□	120	412.5	1.3
CDRH104R-151□	150	506	1.15
CDRH104R-181□	180	645.3	1
CDRH104R-221□	220	756	0.92
CDRH104R-271□	270	768.5	0.8
CDRH104R-331□	330	1090	0.7
CDRH104R-391□	390	1120	0.6
CDRH104R-471□	470	1235	0.55
CDRH104R-561□	560	1536.2	0.52
CDRH104R-681□	680	1825.3	0.42
CDRH104R-821□	820	2003.5	0.4
CDRH104R-102□	1000	2015.6	0.28

CDRH105R Series

Part Number	Inductance	Max.DC resistance	Saturation Current
Unit	μH @1kHz 0.25V	m Ω	A $\Delta L/L \times 100\% \leq 10\%$
Symbol	L	DCR	Isat
CDRH105R-1R3□	1.3	8.2	5
CDRH105R-2R5□	2.5	9.8	5
CDRH105R-3R3□	3.3	9.6	4.8
CDRH105R-3R8□	3.8	10.3	4.5
CDRH105R-4R0□	4	11.5	4.2
CDRH105R-5R0□	5	12.6	4
CDRH105R-5R2□	5.2	14.3	3.9
CDRH105R-6R0□	6	16.5	3.8
CDRH105R-7R0□	7	18.5	3.65
CDRH105R-8R0□	8	20.3	3.5
CDRH105R-100□	10	25.8	3.45

CDRH105R-120□	12	32	3.4
CDRH105R-150□	15	40	2.83
CDRH105R-180□	18	46	2.62
CDRH105R-220□	22	58.5	2.44
CDRH105R-270□	27	65.4	2.24
CDRH105R-330□	33	81.4	1.88
CDRH105R-390□	39	103.1	1.7
CDRH105R-470□	47	122.1	1.56
CDRH105R-560□	56	144.8	1.39
CDRH105R-680□	68	193	1.36
CDRH105R-820□	82	219.4	1.2
CDRH105R-101□	100	247	1.09
CDRH105R-121□	120	298.4	1
CDRH105R-151□	150	355.1	0.91
CDRH105R-181□	180	393.4	0.84
CDRH105R-221□	220	483.8	0.75
CDRH105R-271□	270	632.5	0.68
CDRH105R-331□	330	780	0.6
CDRH105R-391□	390	957.5	0.57
CDRH105R-471□	470	1220.4	0.5
CDRH105R-561□	560	1352.4	0.47
CDRH105R-681□	680	1519.2	0.43
CDRH105R-821□	820	1694.4	0.39
CDRH105R-102□	1000	1964.4	0.35

CDRH2D14Series

Part Number	Inductance	Max.DC resistance	Saturation Current
Unit	μH @1kHz 0.25V	mΩ	A $\Delta L/L \times 100\% \leq 10\%$
Symbol	L	DCR	Isat
CDRH2D14-1R2□	1.2	55	2
CDRH2D14-1R5□	1.5	63	1.8
CDRH2D14-1R8□	1.8	75	1.65

CDRH2D14-2R2□	2.2	94	1.5
CDRH2D14-2R7□	2.7	106	1.35
CDRH2D14-3R3□	3.3	125	1.2
CDRH2D14-3R9□	3.9	138	1.1
CDRH2D14-4R7□	4.7	185	1.1
CDRH2D14-5R6□	5.6	220	0.95
CDRH2D14-6R8□	6.8	250	0.85
CDRH2D14-8R2□	8.2	281	0.8
CDRH2D14-100□	10	318	0.76
CDRH2D14-120□	12	438	0.62
CDRH2D14-150□	15	450.2	0.55
CDRH2D14-180□	18	455.2	0.5
CDRH2D14-220□	22	460.8	0.48
CDRH2D14-270□	27	463.5	0.45
CDRH2D14-330□	33	478.6	0.4
CDRH2D14-470□	47	482.5	0.3

CDRH2D18Series

Part Number	Inductance	Max.DC resistance	Saturation Current
Unit	μH @1kHz 0.25V	mΩ	A $\Delta L/L \times 100\% \leq 10\%$
Symbol	L	DCR	Isat
CDRH2D18-1R2□	1.2	33.5	1.5
CDRH2D18-1R5□	1.5	35	1.3
CDRH2D18-1R8□	1.8	35.6	1
CDRH2D18-2R2□	2.2	41	0.85
CDRH2D18-2R7□	2.7	50	0.8
CDRH2D18-3R3□	3.3	60	0.77
CDRH2D18-3R9□	3.9	68	0.7
CDRH2D18-4R7□	4.7	81	0.63
CDRH2D18-5R6□	5.6	98	0.6
CDRH2D18-6R8□	6.8	108	0.52
CDRH2D18-8R2□	8.2	135.6	0.5
CDRH2D18-100□	10	180	0.43
CDRH2D18-120□	12	193.5	0.4

CDRH2D18-150□	15	227	0.35
CDRH2D18-180□	18	260	0.3
CDRH2D18-220□	22	331	0.28
CDRH2D18-270□	27	421	0.27
CDRH2D18-330□	33	481	0.24
CDRH2D18-470□	47	580	0.2

CDRH3D11Series

Part Number	Inductance	Max.DC resistance	Saturation Current
Unit	μH @1kHz 0.25V	mΩ	A ΔL/L×100%≤10%
Symbol	L	DCR	Isat
CDRH3D11-1R2□	1.2	44.6	2.5
CDRH3D11-1R5□	1.5	55.3	2.3
CDRH3D11-1R8□	1.8	76.2	2.2
CDRH3D11-2R2□	2.2	85.4	1.9
CDRH3D11-2R4□	2.4	38.5	1.85
CDRH3D11-2R7□	2.7	105	1.8
CDRH3D11-3R3□	3.3	125.6	1.7
CDRH3D11-3R9□	3.9	135.8	1.7
CDRH3D11-4R7□	4.7	156	1.65
CDRH3D11-5R6□	5.6	183.5	1.6
CDRH3D11-6R8□	6.8	225	1.5
CDRH3D11-8R2□	8.2	294	1.35
CDRH3D11-100□	10	338	1.2
CDRH3D11-120□	12	418	1.1
CDRH3D11-150□	15	550	1
CDRH3D11-180□	18	628	0.95
CDRH3D11-220□	22	731	0.85
CDRH3D11-330□	33	1108	0.8
CDRH3D11-470□	47	1390	0.76

CDRH3D14Series

Part Number	Inductance	Max.DC resistance	Saturation Current
-------------	------------	-------------------	--------------------

Unit	μH @1kHz 0.25V	$\text{m}\Omega$	A $\Delta\text{L}/\text{L}\times 100\%\leq 10\%$
Symbol	L	DCR	Isat
CDRH3D14-1R2□	1.2	50.2	3
CDRH3D14-1R5□	1.5	76	2.6
CDRH3D14-1R8□	1.8	85.6	2.5
CDRH3D14-2R2□	2.2	99.8	2.2
CDRH3D14-2R4□	2.4	129	2
CDRH3D14-2R7□	2.7	130.5	2
CDRH3D14-3R3□	3.3	139	1.8
CDRH3D14-3R9□	3.9	214	1.45
CDRH3D14-4R7□	4.7	225.6	1.3
CDRH3D14-5R6□	5.6	236.5	1.25
CDRH3D14-6R8□	6.8	290	1.2
CDRH3D14-8R2□	8.2	415.3	1.1
CDRH3D14-100□	10	440	1
CDRH3D14-120□	12	555.6	0.9
CDRH3D14-150□	15	650	0.8
CDRH3D14-180□	18	780.6	0.75
CDRH3D14-220□	22	830	0.65
CDRH3D14-330□	33	920	0.6
CDRH3D14-470□	47	1100	0.35

CDRH3D16Series

Part Number	Inductance	Max.DC resistance	Saturation Current
Unit	μH @1kHz 0.25V	$\text{m}\Omega$	A $\Delta\text{L}/\text{L}\times 100\%\leq 10\%$
Symbol	L	DCR	Isat
CDRH3D16-1R0□	1	48	1.6
CDRH3D16-1R2□	1.2	48.8	1.6
CDRH3D16-1R5□	1.5	52	1.55
CDRH3D16-1R8□	1.8	65.3	1.35
CDRH3D16-2R2□	2.2	72	1.2
CDRH3D16-2R4□	2.4	82.5	1.2
CDRH3D16-2R7□	2.7	85	1.15

CDRH3D16-3R3□	3.3	85	1.1
CDRH3D16-3R9□	3.9	95.3	1
CDRH3D16-4R7□	4.7	105	0.9
CDRH3D16-5R6□	5.6	120.5	0.85
CDRH3D16-6R8□	6.8	170	0.73
CDRH3D16-8R2□	8.2	195.3	0.65
CDRH3D16-100□	10	210	0.55
CDRH3D16-120□	12	265.3	0.5
CDRH3D16-150□	15	295	0.45
CDRH3D16-180□	18	415.3	0.42
CDRH3D16-220□	22	430	0.4
CDRH3D16-270□	27	562.5	0.35
CDRH3D16-330□	33	675	0.32
CDRH3D16-470□	47	725.3	0.26
CDRH3D16-680□	68	1200	0.21
CDRH3D16-101□	100	1530	0.08

CDRH3D28Series

Part Number	Inductance	Max.DC resistance	Saturation Current
Unit	μH @1kHz 0.25V	mΩ	A $\Delta L/L \times 100\% \leq 10\%$
Symbol	L	DCR	Isat
CDRH3D28-1R2□	1.2	35.3	3.5
CDRH3D28-1R5□	1.5	55.8	3.4
CDRH3D28-1R8□	1.8	68.3	3.2
CDRH3D28-2R2□	2.2	68.9	3
CDRH3D28-2R4□	2.4	70.2	2.5
CDRH3D28-2R7□	2.7	70.2	2.2
CDRH3D28-3R3□	3.3	72.1	2
CDRH3D28-3R9□	3.9	75.3	1.7

CDRH3D28-4R7□	4.7	88.3	1.65
CDRH3D28-5R6□	5.6	100.3	1.45
CDRH3D28-6R8□	6.8	119	1.24
CDRH3D28-8R2□	8.2	125.3	1.1
CDRH3D28-100□	10	142	1.05
CDRH3D28-120□	12	200.3	1
CDRH3D28-150□	15	213	0.9
CDRH3D28-180□	18	315.5	0.8
CDRH3D28-220□	22	335	0.76
CDRH3D28-270□	27	456.3	0.6
CDRH3D28-330□	33	481	0.58
CDRH3D28-390□	39	585.2	0.5
CDRH3D28-470□	47	599	0.48
CDRH3D28-560□	56	612.5	0.45
CDRH3D28-680□	68	635.6	0.42
CDRH3D28-820□	82	655.3	0.4
CDRH3D28-101□	100	685.3	0.38
CDRH3D28-121□	120	668.2	0.35
CDRH3D28-151□	150	702.5	0.33
CDRH3D28-181□	180	705.6	0.3
CDRH3D28-221□	220	711.2	0.28
CDRH3D28-271□	270	715.6	0.25
CDRH3D28-331□	330	733.2	0.23
CDRH3D28-391□	390	746.9	0.2
CDRH3D28-471□	470	756.3	0.15

CDRH4D18Series

Part Number	Inductance	Max.DC resistance	Saturation Current
Unit	μH @1kHz 0.25V	mΩ	A $\Delta L/L \times 100\% \leq 10\%$
Symbol	L	DCR	Isat
CDRH4D18-1R0□	1	45	1.72
CDRH4D18-1R2□	1.2	51	1.7
CDRH4D18-1R5□	1.5	68.5	1.65
CDRH4D18-1R8□	1.8	71.3	1.52

CDRH4D18-2R2□	2.2	75	1.32
CDRH4D18-2R7□	2.7	105	1.28
CDRH4D18-3R3□	3.3	110	1.04
CDRH4D18-3R9□	3.9	155	0.88
CDRH4D18-4R7□	4.7	162	0.84
CDRH4D18-5R6□	5.6	170	0.8
CDRH4D18-6R8□	6.8	182	0.76
CDRH4D18-8R2□	8.2	196	0.68
CDRH4D18-100□	10	200	0.61
CDRH4D18-120□	12	210	0.56
CDRH4D18-150□	15	240	0.5
CDRH4D18-180□	18	338	0.48
CDRH4D18-220□	22	397	0.41
CDRH4D18-270□	27	441	0.35
CDRH4D18-330□	33	694	0.32
CDRH4D18-390□	39	709	0.3
CDRH4D18-470□	47	992	0.28
CDRH4D18-560□	56	1080	0.26
CDRH4D18-680□	68	1300	0.24
CDRH4D18-820□	82	1560	0.22
CDRH4D18-101□	100	1730	0.2
CDRH4D18-121□	120	2390	0.18
CDRH4D18-151□	150	2670	0.15
CDRH4D18-181□	180	4000	0.14

CDRH4D28Series

Part Number	Inductance	Max.DC resistance	Saturation Current
Unit	μH @1kHz 0.25V	mΩ	A $\Delta L/L \times 100\% \leq 10\%$
Symbol	L	DCR	Isat
CDRH4D28-1R0□	1	20.35	2.8
CDRH4D28-1R2□	1.2	23.6	2.56
CDRH4D28-1R8□	1.8	27.5	2.2
CDRH4D28-2R2□	2.2	31.3	2.04
CDRH4D28-2R7□	2.7	43.3	1.6

CDRH4D28-3R3□	3.3	49.2	1.57
CDRH4D28-3R9□	3.9	64.8	1.44
CDRH4D28-4R7□	4.7	72	1.32
CDRH4D28-5R6□	5.6	100.9	1.17
CDRH4D28-6R8□	6.8	108.9	1.12
CDRH4D28-8R2□	8.2	117.5	1.04
CDRH4D28-100□	10	128.3	1
CDRH4D28-120□	12	131.6	0.84
CDRH4D28-150□	15	149	0.76
CDRH4D28-180□	18	166	0.72
CDRH4D28-220□	22	235	0.7
CDRH4D28-270□	27	261	0.58
CDRH4D28-330□	33	378	0.56
CDRH4D28-390□	39	383.7	0.5
CDRH4D28-470□	47	587	0.48
CDRH4D28-560□	56	624.5	0.41
CDRH4D28-680□	68	699	0.35
CDRH4D28-820□	82	914.8	0.32
CDRH4D28-101□	100	1020	0.29
CDRH4D28-121□	120	1270	0.27
CDRH4D28-151□	150	1350	0.24
CDRH4D28-181□	180	1540	0.22
CDRH4D28-221□	220	1720	0.2
CDRH4D28-271□	270	1950	0.16
CDRH4D28-331□	330	2660	0.14
CDRH4D28-391□	390	2830	0.13
CDRH4D28-471□	470	2990	0.08
CDRH4D28-561□	560	3170	0.05
CDRH4D28-681□	680	3320	0.04

CDRH5D18Series

Part Number	Inductance	Max.DC resistance	Saturation Current
Unit	μH @1kHz 0.25V	mΩ	A ΔL/L×100%≤10%
Symbol	L	DCR	Isat

CDRH5D18-1R0□	1	18	3
CDRH5D18-1R2□	1.2	27	3
CDRH5D18-1R8□	1.8	38	2.9
CDRH5D18-2R2□	2.2	45	2.6
CDRH5D18-2R7□	2.7	50	2.4
CDRH5D18-3R3□	3.3	53	2
CDRH5D18-3R9□	3.9	55	2
CDRH5D18-4R7□	4.7	60	1.9
CDRH5D18-5R6□	5.4	76	1.6
CDRH5D18-6R8□	6.8	105	1.4
CDRH5D18-8R2□	8.2	110	1.25
CDRH5D18-100□	10	124	1.2
CDRH5D18-120□	12	153	1.1
CDRH5D18-150□	15	196	0.97
CDRH5D18-180□	18	210	0.85
CDRH5D18-220□	22	290	0.8
CDRH5D18-270□	27	370	0.72
CDRH5D18-330□	33	386	0.65
CDRH5D18-390□	39	520	0.57
CDRH5D18-470□	47	595	0.54
CDRH5D18-560□	56	665	0.5
CDRH5D18-680□	68	840	0.43
CDRH5D18-820□	82	978	0.41
CDRH5D18-101□	100	1200	0.36
CDRH5D18-121□	120	1500	0.33
CDRH5D18-151□	150	1710	0.31
CDRH5D18-181□	180	2240	0.21
CDRH5D18-221□	220	2440	0.18
CDRH5D18-271□	370	3380	0.1

CDRH5D28Series

Part Number	Inductance	Max.DC resistance	Saturation Current
Unit	μH @1kHz 0.25V	$\text{m}\Omega$	A $\Delta\text{L}/\text{L}\times 100\%\leq 10\%$
Symbol	L	DCR	Isat

CDRH5D28-1R0□	1	8	3.5
CDRH5D28-1R2□	1.2	10	3
CDRH5D28-1R8□	1.5	15	3
CDRH5D28-2R2□	2.2	17	2.6
CDRH5D28-2R7□	2.7	25	2.5
CDRH5D28-3R3□	3.3	29	2.4
CDRH5D28-3R9□	3.9	31	2.2
CDRH5D28-4R7□	4.7	35	2
CDRH5D28-5R6□	5.6	38	1.9
CDRH5D28-6R8□	6.8	45	1.8
CDRH5D28-8R2□	8.2	53	1.6
CDRH5D28-100□	10	65	1.3
CDRH5D28-120□	12	76	1.2
CDRH5D28-150□	15	103	1.1
CDRH5D28-180□	18	110	1
CDRH5D28-220□	22	122	0.9
CDRH5D28-270□	27	175	0.85
CDRH5D28-330□	33	189	0.75
CDRH5D28-390□	39	212	0.7
CDRH5D28-470□	47	260	0.62
CDRH5D28-560□	56	305	0.58
CDRH5D28-680□	68	355	0.52
CDRH5D28-820□	82	463	0.46
CDRH5D28-101□	100	520	0.42
CDRH5D28-121□	120	560	0.4
CDRH5D28-151□	150	680	0.35
CDRH5D28-181□	180	930	0.32
CDRH5D28-221□	220	1150	0.3
CDRH5D28-271□	270	1560	0.27
CDRH5D28-331□	330	1980	0.25
CDRH5D28-391□	390	2500	0.22
CDRH5D28-471□	470	2700	0.2
CDRH5D28-561□	560	3120	0.18
CDRH5D28-681□	680	4150	0.16

CDRH6D28Series

Part Number	Inductance	Max.DC resistance	Saturation Current
Unit	μH @1kHz 0.25V	$\text{m}\Omega$	A $\Delta\text{L}/\text{L}\times 100\%\leq 10\%$
Symbol	L	DCR	Isat
CDRH6D28-1R2□	1.2	18	3
CDRH6D28-1R8□	1.8	20	3
CDRH6D28-2R2□	2.2	22	2.8
CDRH6D28-2R7□	2.7	24	2.8
CDRH6D28-3R3□	3.3	26	2.8
CDRH6D28-3R9□	3.9	27	2.6
CDRH6D28-4R7□	4.7	31	2.4
CDRH6D28-5R6□	5.4	35	2.25
CDRH6D28-6R8□	6.8	54	2.1
CDRH6D28-8R2□	8.2	58	1.85
CDRH6D28-100□	10	65	1.7
CDRH6D28-120□	12	70	1.55
CDRH6D28-150□	15	84	1.4
CDRH6D28-180□	18	95	1.32
CDRH6D28-220□	22	128	1.2
CDRH6D28-270□	27	142	1.05
CDRH6D28-330□	33	165	0.97
CDRH6D28-390□	39	210	0.86
CDRH6D28-470□	47	238	0.8
CDRH6D28-560□	56	277	0.73
CDRH6D28-680□	68	304	0.65
CDRH6D28-820□	82	390	0.6
CDRH6D28-101□	100	535	0.54
CDRH6D28-121□	120	750	0.5
CDRH6D28-151□	150	950	0.47
CDRH6D28-181□	180	1200	0.41
CDRH6D28-221□	220	1500	0.37
CDRH6D28-271□	270	1700	0.33
CDRH6D28-331□	330	2150	0.28
CDRH6D28-391□	390	2650	0.25
CDRH6D28-471□	470	3150	0.21
CDRH6D28-561□	560	3849	0.2
CDRH6D28-681□	680	5150	0.2

CDRH6D38Series

Part Number	Inductance	Max.DC resistance	Saturation Current
Unit	μH @1kHz 0.25V	$\text{m}\Omega$	A $\Delta L/L \times 100\% \leq 10\%$
Symbol	L	DCR	I_{sat}
CDRH6D38-1R0□	1	10	5.3
CDRH6D38-1R2□	1.2	15	5.2
CDRH6D38-1R8□	1.8	16	4.8
CDRH6D38-2R2□	2.2	18	4.5
CDRH6D38-2R7□	2.7	19	4
CDRH6D38-3R3□	3.3	20	3.5
CDRH6D38-3R9□	3.9	25	3
CDRH6D38-4R7□	4.7	24	2.9
CDRH6D38-5R6□	5.6	27	2.5
CDRH6D38-6R8□	6.8	31	2.3
CDRH6D38-8R2□	8.2	34	2.2
CDRH6D38-100□	10	38	2
CDRH6D38-120□	12	53	1.7
CDRH6D38-150□	15	57	1.6
CDRH6D38-180□	18	92	1.5
CDRH6D38-220□	22	96	1.3
CDRH6D38-270□	27	109	1.2
CDRH6D38-330□	33	124	1.1
CDRH6D38-390□	39	138	1
CDRH6D38-470□	47	155	0.95
CDRH6D38-560□	56	202	0.85
CDRH6D38-680□	68	234	0.75
CDRH6D38-820□	82	324	0.7
CDRH6D38-101□	100	358	0.65
CDRH6D38-121□	120	470	0.59
CDRH6D38-151□	150	580	0.54
CDRH6D38-181□	180	690	0.49
CDRH6D38-221□	220	890	0.43
CDRH6D38-271□	270	1290	0.4

CDRH6D38-331□	330	1700	0.37
CDRH6D38-391□	390	1750	0.34
CDRH6D38-471□	470	2200	0.32
CDRH6D38-561□	560	2850	0.29
CDRH6D38-681□	680	3200	0.25

CDRH8D28Series

Part Number	Inductance	Max.DC resistance	Saturation Current
Unit	μH @1kHz 0.25V	$\text{m}\Omega$	A $\Delta L/L \times 100\% \leq 10\%$
Symbol	L	DCR	Isat
CDRH8D28-1R2□	1.2	9.5	5
CDRH8D28-1R8□	1.8	11	4.8
CDRH8D28-2R0□	2	13	4.7
CDRH8D28-2R5□	2.5	15.6	4.5
CDRH8D28-2R7□	2.7	16	4.3
CDRH8D28-2R8□	2.8	16	4.3
CDRH8D28-3R3□	3.3	18.2	4
CDRH8D28-3R5□	3.5	19	3.8
CDRH8D28-3R9□	3.9	22	3.8
CDRH8D28-4R7□	4.7	24.7	3.4
CDRH8D28-5R0□	5	26	3.4
CDRH8D28-6R0□	6	28	3.4
CDRH8D28-6R2□	6.2	30	3.5
CDRH8D28-6R8□	6.8	37	3
CDRH8D28-7R3□	7.3	39	2.8
CDRH8D28-100□	10	47	2.5
CDRH8D28-150□	15	69	1.9

CDRH8D28-220□	22	99	1.6
CDRH8D28-330□	33	156	1.3
CDRH8D28-470□	47	195	1.15
CDRH8D28-680□	68	286	0.92
CDRH8D28-101□	100	430	0.75

CDRH8D38Series

Part Number	Inductance	Max.DC resistance	Saturation Current
Unit	μH @1kHz 0.25V	$\text{m}\Omega$	A $\Delta L/L \times 100\% \leq 10\%$
Symbol	L	DCR	Isat
CDRH8D38-1R2□	1.2	10.3	8
CDRH8D38-1R8□	1.8	15.6	7
CDRH8D38-2R0□	2	16	6.8
CDRH8D38-2R5□	2.5	17.5	6.5
CDRH8D38-2R7□	2.7	18.3	5.3
CDRH8D38-2R8□	2.8	19.5	5
CDRH8D38-3R3□	3.3	20.6	5
CDRH8D38-3R5□	3.5	24	4.8
CDRH8D38-3R9□	3.9	26.8	4.7
CDRH8D38-4R7□	4.7	29	4.6
CDRH8D38-5R0□	5	30.5	4.5
CDRH8D38-6R0□	6	32	4.2
CDRH8D38-6R2□	6.2	35.8	4
CDRH8D38-6R8□	6.8	38.5	3.8
CDRH8D38-7R3□	7.3	42.5	3.5
CDRH8D38-100□	10	48	3
CDRH8D38-150□	15	67	2.8

CDRH8D38-220□	22	105	2.3
CDRH8D38-330□	33	157	1.8
CDRH8D38-470□	47	189	1.52
CDRH8D38-680□	68	290	1.3
CDRH8D38-101□	100	410	1.05

CDRH8D43Series

Part Number	Inductance	Max.DC resistance	Saturation Current
Unit	μH @1kHz 0.25V	m Ω	A $\Delta L/L \times 100\% \leq 10\%$
Symbol	L	DCR	Isat
CDRH8D43-1R5□	1.5	8	7.8
CDRH8D43-2R2□	2.2	18	6.8
CDRH8D43-2R7□	2.7	16	6.5
CDRH8D43-3R3□	3.3	17	6.2
CDRH8D43-3R9□	3.9	19	5.9
CDRH8D43-4R7□	4.7	22	5.6
CDRH8D43-6R8□	6.8	25	4.4
CDRH8D43-8R2□	8.2	32	4
CDRH8D43-100□	10	36	3.6
CDRH8D43-150□	15	53	2.9
CDRH8D43-220□	22	72	2.6
CDRH8D43-330□	33	125	2.2
CDRH8D43-470□	47	150	1.8
CDRH8D43-680□	68	240	1.5
CDRH8D43-101□	100	360	1.1
CDRH8D43-121□	120	450	1
CDRH8D43-151□	150	530	0.9
CDRH8D43-221□	220	850	0.8
CDRH8D43-331□	330	1300	0.6

CDRH8D43-471□	470	2500	0.4
CDRH8D43-102□	1000	3600	0.2

*请选用时注明公差 (K=±10%; M=±20%; N=±30%) Please specify the inductance tolerance code(K=±10%; M=±20%; N=±30%).