

勝特力材料 886-3-5753170
勝特力电子(上海) 86-21-54151736
勝特力电子(深圳) 86-755-83298787
[Http://www.100y.com.tw](http://www.100y.com.tw)

Weller®

Performance By Design.

Exceptional ease of use. Impressive power.
Elegant shape. Introducing the new
WD Series soldering stations.



SUPERIOR
**LEAD
FREE**
PERFORMANCE

COOPER Hand Tools

Big-screen simplicity

Three programmable presets and a large LCD display make operation easy

Both the WD1 and WD2 stations feature three independent and fully programmable preset buttons that allow you to select a preset temperature for each. The operation of the buttons is similar to the station selection buttons on a car radio... just set the temperature to the desired setting, press and hold any of the buttons for two seconds, and that button is preset to that temperature.

The programming range of the buttons is anywhere within the station's temperature range of 150°F to 850°F.

A button can be preset to your favorite idle temperature, allowing you to instantly activate a feature that saves both tip life and power, even before the station activates it automatically.

Both stations also feature a large (67mm x 29mm) high contrast LCD display that simultaneously shows currently selected temperature and the temperature that has been programmed for each of the three preset buttons.


Modern LCD display technology gives users critical information at a glance, while three programmable temperature preset buttons allow quick and easy temperature changes.



50 degrees of freedom

New pencil stand design adjusts to fit each user's personal style

Like the WD1 and WD2 stations, their matching micro soldering pencil stands offer both unmatched style and superior function. No matter which pencil you choose, stands have a four-position tilt adjustment you can set at the angle that feels best to you. Stands also feature an antistatic finish to ensure safety against electrostatic discharge, and three (3) tip storage slots.



Powerful capability

Another Weller breakthrough—Powerful 80-watt performance combined with a new shorter handle

WP80 Two Pencils In One

This powerful 80-watt pencil allows rapid production when working with lead-free solder, high-mass components, and other demanding applications. A special silver heating element for low thermal loss and fast recovery make this unit ideal for continuous production work.

Specifications:

WP80 Pencil	
Power Consumption	80W
Voltage	24 V
Heating Element Type	Nichrome Wound Silver Spool
Cord Length	4 ft. (1.22 m)
Supplied Tip	LTB

The Silver Spool heating element provides low thermal loss and fast recovery

Optional longer barrel available



WMP The accuracy and economy champ

With a tip-to-grip distance of just 37 mm, accuracy is unsurpassed. And the WMP heating element is built into the pencil, not the tip, so replacement tips cost substantially less. This pencil offers super fast heat-up and superior thermal recovery for fast, efficient soldering.

Specifications:

WMP Pencil	
Power Consumption	65 W
Voltage	24 V
Heating Element Type	Nichrome Wound Silver Spool
Cord Length	4 ft. (1.22 m)
Supplied Tip	NT1

Heater is integrated into the handle, so when the tip dies, the heater lives on



Four configurations to give you the most efficient solution:



WD1

SINGLE CHANNEL POWER UNIT

Specifications:

Voltage	120 V (input); 24 V (output)
Footprint	5.27" x 4.25" x 5.77" (134 x 108 x 147 mm)
Power consumption	85W
Temperature range	150° F - 850° F (50° C - 450° C)
ESD safe	Yes
Temperature accuracy	± 9° F (± 5° C)
Temperature stability	± 10° F (± 6° C)



WD2

DUAL CHANNEL POWER UNIT

Specifications:

Voltage	120 V (input); 24 V (output)
Footprint	5.27" x 4.25" x 5.77" (134 x 108 x 147 mm)
Power consumption	160W
Temperature range	150° F - 850° F (50° C - 450° C)
ESD safe	Yes
Temperature accuracy	± 9° F (± 5° C)
Temperature stability	± 10° F (± 6° C)



WD1001

WD1 SINGLE CHANNEL POWER UNIT WITH WMP 65 WATT SOLDERING PENCIL AND WDH20 SOLDERING PENCIL STAND

Specifications:

Voltage	120 V (input); 24 V (output)
Footprint	5.27" x 4.25" x 5.77" (134 x 108 x 147 mm)
Power consumption	85W
Temperature range	150° F - 850° F (50° C - 450° C)
ESD safe	Yes
Temperature accuracy	± 9° F (± 5° C)
Temperature stability	± 10° F (± 6° C)
Stand	WDH20 (Order No. 0051512299)
Pencil	WMP



WD1002

WD1 SINGLE CHANNEL POWER UNIT WITH WP80 80 WATT SOLDERING PENCIL AND WDH10 SOLDERING PENCIL STAND

Specifications:

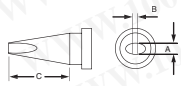
Voltage	120 V (input); 24 V (output)
Footprint	5.27" x 4.25" x 5.77" (134 x 108 x 147 mm)
Power consumption	85W
Temperature range	150° F - 850° F (50° C - 450° C)
ESD safe	Yes
Temperature accuracy	± 9° F (± 5° C)
Temperature stability	± 10° F (± 6° C)
Stand	WDH10 (Order No. 0051512199)
Pencil	WP80 (Order No. 0052918099)
Barrels	Short (Included with the WP80) (Order No. 0058744845) Long (Optional) (Order No. 0058744846)

TIPS

勝特力材料 886-3-5753170
 勝特力电子(上海) 86-21-54151736
 勝特力电子(深圳) 86-755-83298787
[Http://www.100y.com.tw](http://www.100y.com.tw)

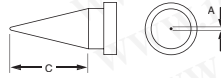
Weller®

LT SERIES TIPS FOR WSP80 SOLDERING PENCIL / TINNED WITH LEAD FREE SOLDER



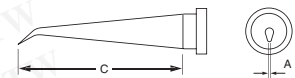
CHISEL

Cat No.	A		B		C	
	IN.	MM	IN.	MM	IN.	MM
LTA	0.063	1.60	0.028	0.70	0.380	9.70
LTB	0.094	2.40	0.031	0.79	0.430	10.90
LTC	0.126	3.20	0.031	0.79	0.430	10.90
LTD	0.181	4.60	0.031	0.79	0.430	10.90
LTH	0.031	0.79	0.016	0.40	0.430	10.90
LTK	0.047	1.20	0.016	0.40	0.730	18.50
LTL	0.078	2.00	0.039	1.00	0.790	20.00
LTM	0.126	3.20	0.047	1.20	0.790	20.00



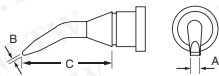
ROUND

Cat No.	A		C	
	IN.	MM	IN.	MM
LT1	0.010	0.25	0.430	10.90
LT1L	0.008	0.20	0.980	25.00
LT1S	0.008	0.20	0.790	20.00
LTAS	0.063	1.60	0.380	9.70
LTCS	0.126	3.20	0.430	10.90
LTS	0.016	0.40	0.790	20.00



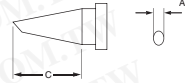
BENT ROUND

Cat No.	A		C	
	IN.	MM	IN.	MM
LT1LX	0.008	0.20	0.980	25.00
LT1SLX	0.012	0.30	0.760	19.20
LT1X	0.010	0.25	0.370	9.40



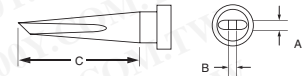
BENT CHISEL

Cat No.	A		B		C	
	IN.	MM	IN.	MM	IN.	MM
LT4X	0.047	1.20	0.016	0.40	0.590	15.00
LTAX	0.063	1.60	0.032	0.80	0.500	12.70
LTHX	0.031	0.79	0.016	0.40	0.790	20.00



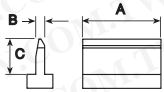
SINGLE FLAT

Cat No.	A		C	
	IN.	MM	IN.	MM
LTF	0.047	1.20	0.490	12.50



KNIFE

Cat No.	A		B		C	
	IN.	MM	IN.	MM	IN.	MM
LTKN	0.059	1.50	0.033	0.80	0.730	18.50



SMT BLADE

Cat No.	A		B		C	
	IN.	MM	IN.	MM	IN.	MM
LTSMT01	0.410	10.41	0.022	0.56	0.280	7.11
LTSMT02	0.620	16.75	0.022	0.56	0.280	7.11
LTSMT03	0.820	20.83	0.022	0.56	0.280	7.11

NT SERIES TIPS FOR WMP MICRO SOLDERING PENCIL / TINNED WITH LEAD FREE SOLDER



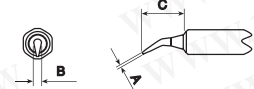
MICRO

Cat No.	A		C	
	IN.	MM	IN.	MM
NT1	0.010	0.25	0.291	7.40
NT1S	0.010	0.25	0.333	8.45



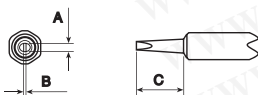
ROUND

Cat No.	A		C	
	IN.	MM	IN.	MM
NT4	0.047	1.20	0.390	9.90



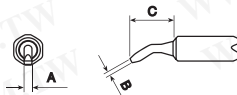
BENT ROUND

Cat No.	A		B		C	
	IN.	MM	IN.	MM	IN.	MM
NT1X	0.016	0.40	0.063	1.60	0.321	8.15



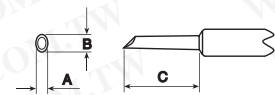
CHISEL

Cat No.	A		B		C	
	IN.	MM	IN.	MM	IN.	MM
NT6	0.063	1.60	0.016	0.40	0.372	9.45
NTA	0.063	1.60	0.016	0.40	0.331	8.40
NTB	0.094	2.40	0.031	0.80	0.289	7.35
NTC	0.126	3.20	0.031	0.80	0.305	7.75
NTD	0.157	4.00	0.031	0.80	0.305	7.75
NTH	0.031	0.80	0.016	0.40	0.331	8.40
NTK	0.047	1.20	0.016	0.40	0.331	8.40



BENT CHISEL

Cat No.	A		B		C	
	IN.	MM	IN.	MM	IN.	MM
NTAX	0.063	1.60	0.031	0.80	0.339	8.61



GULL WING FOR DRAG SOLDERING

Cat No.	A		B		C	
	IN.	MM	IN.	MM	IN.	MM
NTGW	0.079	2.00	0.118	3.00	0.528	13.40

Multi-function | PC interface

High speed regulation for micro soldering tools



The Weller WD1000M and WD2000M are an extension of the popular WD1000 and WD1001 soldering stations. This next generation product features a technology that allows the use of the WMRP micro soldering pencil and the new WMRT micro desoldering tweezers. The electronics provide high speed regulation for these new tools, with advanced technology for high reliability and micro electronic applications. In addition, standard Weller soldering tools such as the WP80 80-watt soldering pencil are compatible.

The digital control electronics of the supply unit detect all other Weller electronically controlled soldering tools up to 80W, and automatically set the optimal control parameters for each.



WMRH | Ergonomic masterpiece

The WMRH safety rest has been designed with the latest ergonomic considerations in mind. The special geometry of the holder actually relieves the wrist of a substantial amount of strain. The holder can be adjusted with a ball-and-socket joint at the base.



Simple PC Connection

A USB connector on the rear of the station allows data logging, ISO verification and station control via an external PC. Free software is included.



WMRP Soldering Pencil

The small and lightweight construction makes work both easy and comfortable.



Stop and Go Tool Holder

The built-in Stop+Go function in the safety rest reduces the temperature of the tip when the pencil is inserted for longer life.

勝特力材料 886-3-5753170
勝特力电子(上海) 86-21-54151736
勝特力电子(深圳) 86-755-83298787
Http://www.100y.com.tw

Weller®

WD2000M | 2-80 Watt outputs

The WD2000M allows simultaneous use of both the WMRP micro soldering pencil and the new WMRT micro desoldering tweezers. An ideal package for reworking small component circuit boards.

Silver buttons on the front panel indicate compatibility with silver soldering pencil (WMRP) and rework tweezers (WMRT).

Both micro-sized handpieces have extremely short heat-up time and optimum heat transfer capability.

WMRTH | featuring Stop+Go

When you place the WMRT tweezers in the WMRTH Stop+Go rest, the unit is switched off to extend tip life. When you remove the tweezers from the stand, you can begin working again almost immediately due to the super-fast heat-up.

See page 8 for features on the WMRP soldering pencil and the WMRT Micro desoldering tweezers

**SUPERIOR
LEAD
FREE
PERFORMANCE**



Dual Outputs

The WD200M control unit has dual outputs. Two-channels will run up to two 80 watt tools simultaneously.



WMRT Desoldering Tweezers

Quickly and easily desolders SMD chip packages as small as 0201.



Stop and Go Tool Rest

The built-in Stop+Go function in the safety rest reduces the temperature of the tips when the tweezer is inserted.

Micro-sized handpieces

Boasting fast heat-up and recovery times

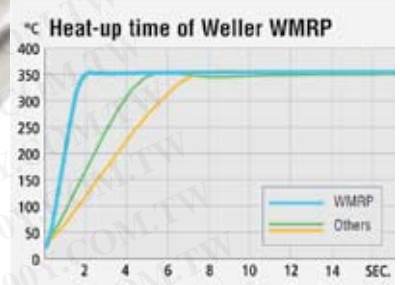
WMRP Quick and versatile

勝特力材料 886-3-5753170
 勝特力电子(上海) 86-21-54151736
 勝特力电子(深圳) 86-755-83298787
[Http://www.100y.com.tw](http://www.100y.com.tw)

The WMRP soldering pencil has an extremely short heat-up time. All component parts of the system, such as the sensor and heating element, are designed for optimum heat transfer. This ensures absolute efficiency in the utilization of the power provided by the supply unit. The recovery time is minimized. Changing soldering tips is quick, easy, and, most importantly, requires no tools.

Specifications:

WMRP Pencil	
Power Consumption	40W
Voltage	24 V
Cord Length	4 ft. (1.22 m)
Supplied Tip	RT3 (Order No. 0054460399)



WMRT

Left and right tweezer legs individually controlled

The micro design employs the use of tip cartridges with a twin parallel design, so the tips are always in alignment. With the WMRT, you are able to desolder very small SMD components down to 0201.

Specifications:

WMRT Tweezer	
Power Consumption	80W
Voltage	24 V
Cord Length	4 ft. (1.22 m)
Supplied Tip	RTW2 (Order No. 0054465299)


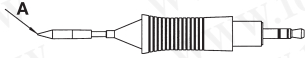
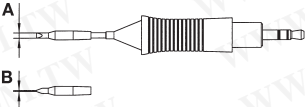
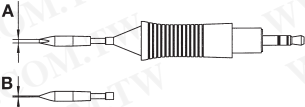
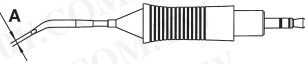
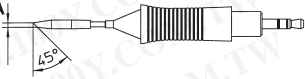
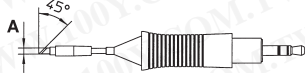
WMRT | Featuring fast, easy tip cartridge changes

Tip changes can be made quickly without a tip changing tool or grip pad. Easy plug in-plug out design.




TIPS

RT SERIES TIPS FOR WMRP MICRO SOLDERING PENCIL

	Model	Description	Width A	Thickness B	Order No.
	RT 1	Needle tip	-	-	0054460199
	RT 2	Point tip	Ø 0.4 mm	-	0054460299
	RT 3	Chisel shape, straight	1.3 mm	0.4 mm	0054460399
	RT 4	Chisel shape, straight	1.5 mm	0.4 mm	0054460499
	RT 5	Chisel shape, bent, 30°	0.8 mm	0.4 mm	0054460599
	RT 6	Round shape, beveled, 45°	Ø 1.2 mm	-	0054460699
	RT 7	Knife tip, 45°	2.2 mm	-	0054460799

TIP SETS FOR WMRT SOLDERING TWEEZER

	Model	Description	Dimensions	Order No.	
	RTW 1	Conical	0.2 mm	45°	0054465199
	RTW 2	Conical	0.7 x 0.4 mm	45°	0054465299
	RTW 3	Blade	3.0 x 0.7 mm	45°	0054465399
	RTW 4	Blade	6.0 x 0.7 mm	45°	0054465499

Four configurations to give you the most efficient solution:



WD1M

SINGLE CHANNEL POWER UNIT

Specifications:

Voltage	120 V (input); 24 V (output)
Footprint	5.27" x 4.25" x 5.77" (134 x 108 x 147 mm)
Power consumption	85W
Temperature range	150° F - 850° F (50° C - 450° C)
ESD safe	Yes
Temperature accuracy	± 17° F (± 9° C)
Temperature stability	± 9° F (± 5° C)



WD2M

DUAL CHANNEL POWER UNIT

Specifications:

Voltage	120 V (input); 24 V (output)
Footprint	5.27" x 4.25" x 5.77" (134 x 108 x 147 mm)
Power consumption	160W
Temperature range	150° F - 850° F (50° C - 450° C)
ESD safe	Yes
Temperature accuracy	± 17° F (± 9° C)
Temperature stability	± 9° F (± 5° C)



WD1000M

WD1M SINGLE CHANNEL POWER UNIT WITH WMRP MICRO SOLDERING PENCIL AND WMRH SOLDERING PENCIL STAND

Specifications:

Voltage	120 V (input); 24 V (output)
Footprint	5.27" x 4.25" x 5.77" (134 x 108 x 147 mm)
Power consumption	85W
Temperature range	150° F - 850° F (50° C - 450° C)
ESD safe	Yes
Temperature accuracy	± 17° F (± 9° C)
Temperature stability	± 9° F (± 5° C)
Stand	WMRH (Order No. 0051514599)
Pencil	WMRP (Order No. 0052917199)



WD2000M

WD2M DUAL CHANNEL POWER UNIT WITH WMRP MICRO SOLDERING PENCIL AND WMRH SOLDERING PENCIL STAND, PLUS WMRT MICRO THERMAL TWEEZER AND WMRTH STAND

Specifications:

Voltage	120 V (input); 24 V (output)
Footprint	5.27" x 4.25" x 5.77" (134 x 108 x 147 mm)
Power consumption	160W
Temperature range	150° F - 850° F (50° C - 450° C)
ESD safe	Yes
Temperature accuracy	± 17° F (± 9° C)
Temperature stability	± 9° F (± 5° C)
Stands	WMRH (Order No. 0051514599) WMRTH (Order No. 0051514699)
Pencils	WMRP Micro Soldering Pencil (Order No. 0052917199) WMRT Micro Tweezers (Order No. 0051317399)

Special function screens put you in control

勝特力材料 886-3-5753170
 勝特力电子(上海) 86-21-54151736
 勝特力电子(深圳) 86-755-83298787
[Http://www.100y.com.tw](http://www.100y.com.tw)

The special function menus on all WD stations allow you to quickly and easily access six advanced features. Scrolling through the menu is simple, with no complicated button-pressing sequences.



Setback Time

Allows programming of the number of minutes (1–99), before the temperature sets back to idle mode.



Standby Temperature

Allows selection of desired setback temperature, down to 200° F.




Temperature Lockout

Allows supervisor to easily set a temperature that cannot be changed by the operator.



F°/C Switching

Allows the temperature display to read in either °F or °C, depending on your process or preference.



Temperature Offset

Allows the display temperature to be adjusted $\pm 72^{\circ}\text{F}$ when working with higher mass tips, where the temperature reading can be affected by the mass of the tip.



Auto-Off Time

Allows programming of the number of minutes of inactivity (1–999), before the station powers off automatically.