

# JBC

www.jbctools.com



## JT

### HIGH-POWER HOT AIR STATION

勝特力材料 886-3-5753170  
勝特力电子(上海) 86-21-34970699  
勝特力电子(深圳) 86-755-83298787  
[Http://www.100y.com.tw](http://www.100y.com.tw)

# JT / HIGH-POWER HOT-AIR

## CONTROL UNIT



## JT-SB STAND



## JT-T2A (230V) or JT-T1A (100V-120V) HEATING SET



## 0008752 EXTRACTOR STAND \*

Extractor  
E2184  
E2064  
E2052



Protector  
P2220 (32)  
P2230 (48)  
P2235 (24)  
P4000 (44)  
P4010 (60)

## T2050 $\phi$ 20 T2250 $\phi$ 40 TRIPOD\*



## JN2015 $\phi$ 4 JN2012 $\phi$ 6 JN2020 $\phi$ 8 NOZZLE



勝特力材料 886-3-5753170  
勝特力电子(上海) 86-21-34970699  
勝特力电子(深圳) 86-755-83298787  
[Http://www.100y.com.tw](http://www.100y.com.tw)

## 0932330 SUCTION TUBE \*



## 0930110 SUCTION CUPS \*



## POWER CORD




## MANUAL



\* These accessories not supplied with JT-2QB / JT-1QB / JT-9QB stations

## INSTALLATION




Connectable tools:

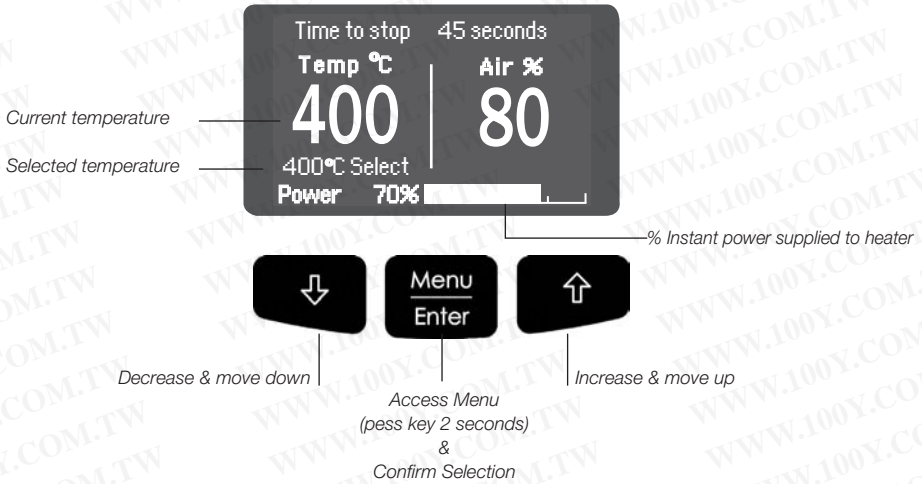
**JT-T2A / JT-T1A**  
**TE-TB**

勝特力材料 886-3-5753170  
 胜特力电子(上海) 86-21-34970699  
 胜特力电子(深圳) 86-755-83298787  
[Http://www.100y.com.tw](http://www.100y.com.tw)

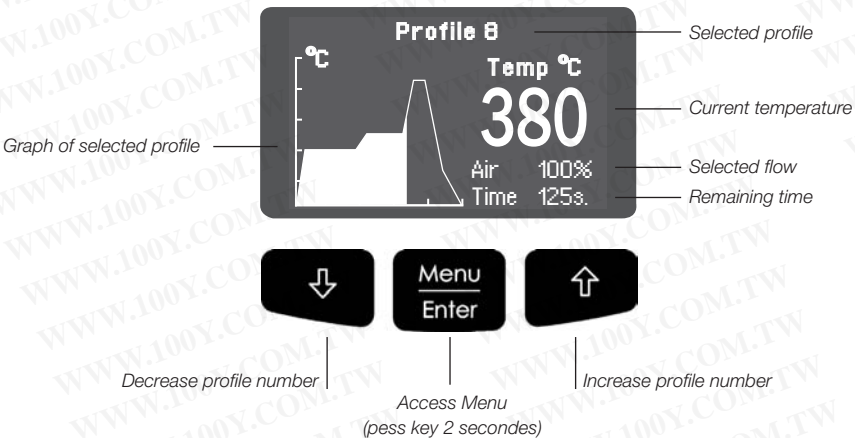
## DESCRIPTION



## CONTROL SCREEN / MANUAL MODE



## CONTROL SCREEN / PROFILE MODE



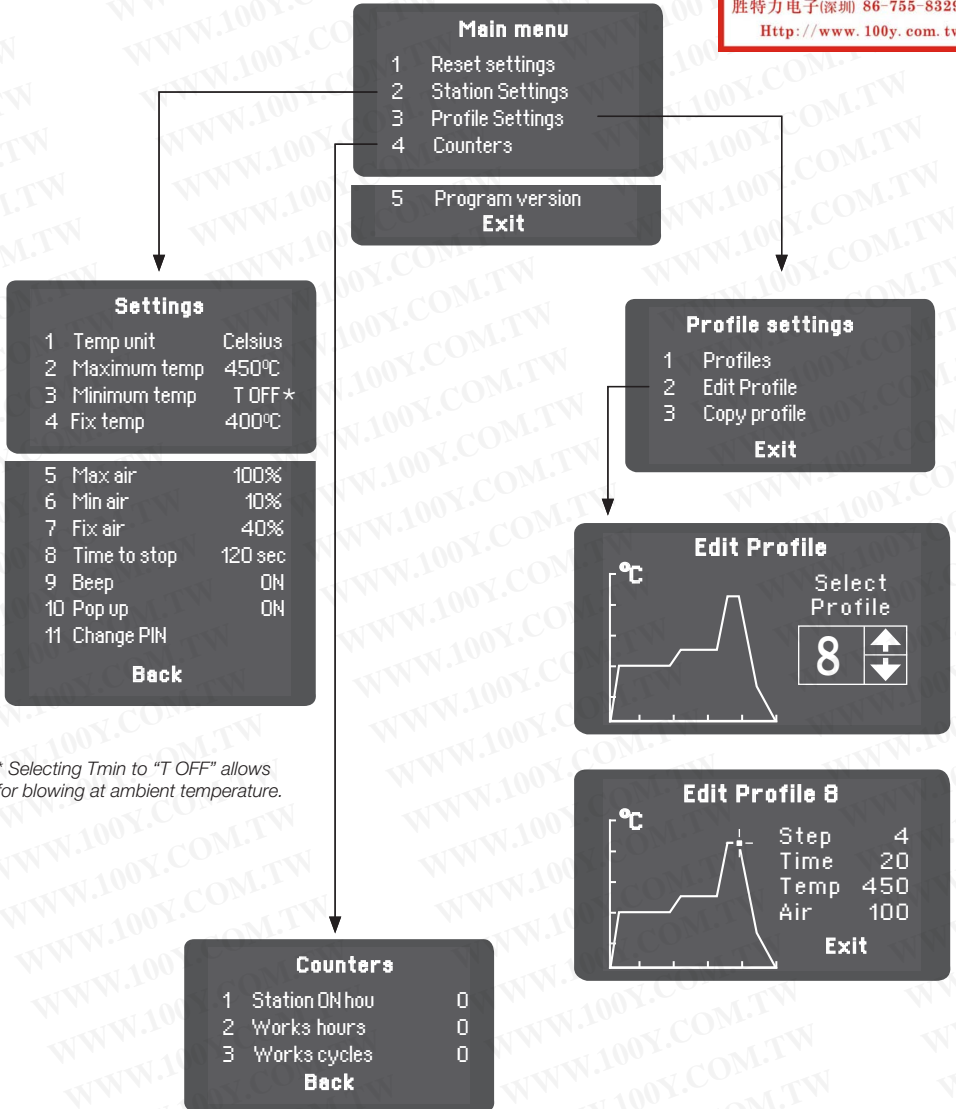
勝特力材料 886-3-5753170  
 勝特力电子(上海) 86-21-34970699  
 勝特力电子(深圳) 86-755-83298787  
[Http://www.100y.com.tw](http://www.100y.com.tw)

You can switch between operating modes (Manual Mode / Profiles Mode) by pressing the “increase” and “decrease” keys simultaneously for 2 seconds. (Only if mode profiles is ON)

## SETTINGS

ORIGINAL PIN: 0105

勝特力材料 886-3-5753170  
 勝特力电子(上海) 86-21-34970699  
 勝特力电子(深圳) 86-755-83298787  
[Http://www.100y.com.tw](http://www.100y.com.tw)



## EDIT PROFILE

This option allows you to edit or create a profile.

First, you must select the profile to edit and then modify the points that make up the profile.

Each profile is composed of 9 points, each point is formed by three parameters:

1. Time (seconds)
2. Temperature (°C / °F)
3. Flow rate (%)

You can delete the last point of the profile by selecting "-----" in the time parameter.

It should be taken into account that the regulation range permitted by the station is between 150°C and 450°C, whereby it is not possible to create temperature ramps between room temperature (Toff) and 150°C.

The station can store up to 25 temperature profiles.

The first three profiles are edited as an example.

勝特力材料 886-3-5753170  
勝特力电子(上海) 86-21-34970699  
勝特力电子(深圳) 86-755-83298787  
[Http://www.100y.com.tw](http://www.100y.com.tw)

## COPY PROFILE

This option allows you to copy a profile.

You must select the profile source and the destination profile where it will be copied.

## DELETE PROFILE

This option will allow you to delete a profile previously selected.

## DESOLDERING PROCEDURE



1. Position suction cup.

2. Hot-air melts solder.

3. IC pops up automatically.

## MAINTENANCE

### REPLACING THE HEATING ELEMENT

**Only perform this operation when element is cold and unit is disconnected from mains.**


1. Untighten screw.
2. Pull element forward off handpiece.
3. Connect new heating element, ensuring its seated all the way in.
4. Replace screw.



### CHANGING THE HEATING SET

1. Ensure that the tool is off.
2. Use a wrench to unscrew the connecting nut.

勝特力材料 886-3-5753170  
勝特力电子(上海) 86-21-34970699  
勝特力电子(深圳) 86-755-83298787  
[Http://www.100y.com.tw](http://www.100y.com.tw)



3. Pull back the connecting nut.
4. Tube end must be inserted positioned so that the longitudinal rib can fit into the groove.
5. Follow steps in reverse to connect the heating set.

## TECHNICAL SPECIFICATIONS

---

- Temperature selection from 150°C to 450°C (850°F). Cool mode: T Off, can be used to blow air at room temperature.
- Ambient Operating Temperature: 10 to 40°C (50-104°F)
- Output Peak Power: 1000W.
- Air flow regulation: 6-45 l/min.
- Vacuum: 30% / 228 mmHg / 9 inHg
- **JT-2B** 230V 50/60Hz. Input fuse 4A.
- **JT-1B** 120V 50/60Hz. Input fuse 8A.
- **JT-9B** 100V 50/60Hz. Input fuse 8A.
- Total weight of unit: 5,7Kg (12,6lb)
- Complies with CE standards on electrical safety, electromagnetic compatibility and ESD protected housing "skin effect".
- RoHS compliant.
- Equipotential connector and the tool tip are connected to station mains ground supply for ESD protection.



This product should not be thrown in the garbage.

# JBC

---

### WARRANTY

JBC's 2 years warranty guarantees this equipment against all manufacturing defects, covering the replacement of defective parts and all necessary labour.

Warranty does not cover product wear due to use or mis-use.

In order for the warranty to be valid, equipment must be returned, postage paid, to the dealer where it was purchased enclosing this fully filled in, sheet.

---

SERIAL N°

---

STAMP OF DEALER

---

DATE OF PURCHASE

---

勝特力材料 886-3-5753170  
勝特力电子(上海) 86-21-34970699  
勝特力电子(深圳) 86-755-83298787

[Http://www.100y.com.tw](http://www.100y.com.tw)