

勝特力材料 886-3-5753170  
勝特力电子(上海) 86-21-34970699  
勝特力电子(深圳) 86-755-83298787  
[Http://www.100y.com.tw](http://www.100y.com.tw)



**The Revolutionary ERSA *i-CON* and *i-Tool*:  
intelligent and Performing Power  
for the Ultimate innovation in Hand Soldering**

**ERSA GmbH**

Soldering Division: Tools & Inspection Systems

# ERSA *i*-Tool: The World's Most intelligent Professional Soldering Iron

THE WORLD OF

ERSA®

iNNOVATION

*i*-Tool®

*i*-CON®

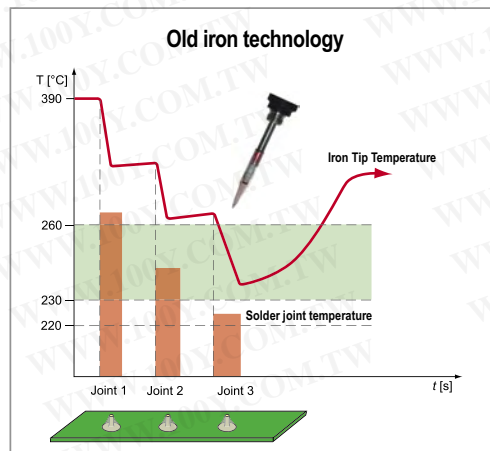



Guaranteeing quality in a Lead-Free environment will put the greatest demands on hand soldering applications. How well the iron recovers or puts back the heat lost at the tip, and how long the tip remains on the joint ultimately determines the actual joint temperature. Slow recovering irons will lead to inconsistent joint temperatures. Today, soldering iron manufacturers are developing better performing irons, but many are based on the tip being attached to the heating element cartridge, which means the tip temperature can overshoot, and the tip price is very high! Such irons force companies to throw away a perfectly good and expensive heating element only because the small copper tip is worn out!

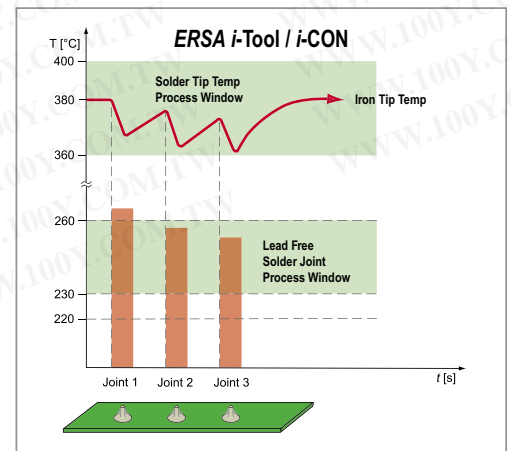
To meet the Lead-Free challenge, ERSa is introducing its newest technology for a state-of-the-art soldering station

– the ERSa *i*-CON and *i*-Tool! Today at ERSa, “i” stands for *intelligent, innovative, intuitive, ingenious, interactive, informative* – simply *ideal!*

As process windows become smaller, the soldering task becomes more difficult. True innovation demands more than just a nice slogan, a catchy word. Today's soldering stations must be *intelligent* themselves but *intuitive* for the user. The *interactivity* between operator and station must be greater, and the *interactivity* between stations themselves must be greater. Truly *ingenious* solutions are engineered to optimize process quality and productivity while at the same time reducing operating costs. These are the elements that make up today's *ideal* soldering station, and these are precisely the elements that make up the world's most *intelligent* soldering iron ever designed – the ERSa *i*-Tool!




Standard soldering irons where the sensor is located far away from the tip will lead to inconsistent solder joint quality. The tip loses temperature into the joints but does not recover fast enough before the next joint is made.



The *i*-Tool recovers so fast that all solder joints can be made with nearly the same temperature. The sensor measures the actual tip temperature very close to the tip extremity. The Process Window Alarm assists the operators in guaranteeing repeatable quality.

# Highlights: ERSA *i*-Tool and *i*-CON



Actual size

## Highest Power & Performance:

- 150 W micro heating element
- Ultra fast heat-up:  
from 30 °C to 350 °C in approx. 9 sec.,  
Stand-by to 350 °C in approx. 3 sec.
- Ultra fast heat recovery time

## Ultimate Innovations:

- Process Window Alarm Function alerts operator if tip temp is out of window
- Three power level settings to control overshoot
- *i*-Set Tool for quick & easy download of parameter settings to all stations
- ASM – Automatic Standby Motion Sensor
- Calibration of *i*-Tool itself, independent from station
- Simultaneous operation of two soldering tools (*i*-CON2)
- Shut Down Function to save energy and to extend tip and heating element lifetime

## Optimal Ergonomics & Ease of Use:

- Ultra short tip-to-grip: 45 mm,  
Ultra small: 155 mm, ultra light: 30 gr.
- Thinnest & lightest cable for maximum comfort
- Dual material grip with “Soft Pad” stays cool during use
- “One Touch” easy-to-use operation with new *i*-Op Control
- Ultra large, multi-functional display
- Small footprint  
W: 150 mm x L: 175 mm x H: 100 mm
- Automatic tool detection of 6 different soldering & desoldering tools

## Lowest Running Costs:

- Low-cost, long-life, quick change *i*-Tips specially designed for lead-free
- Lowest maintenance, station programming and calibration costs
- Highest productivity in hand soldering

The *i*-Tool has a highly advanced PCB integrated into the handle for a level of intelligence never before seen in a soldering iron.

# ERSA *i*-CON: Solving the Industry's Toughest Hand So

## innovative features of this technology

**150 W micro heating element:** allows for standard, long-life, low-cost tips to be removed without replacing the expensive heating element each time the tip wears out.

**Ultra fastest heat-up and recovery** of all soldering irons that have exchangeable, low-cost tips: room temperature to 350 °C in approx. 9 seconds; from stand-by to 350 °C in approx. 3 seconds.

**“One Touch” easy to use operation:** user friendly station software with large, multifunctional display has on-line Help Text and easy menu navigator with *i*-Op control.

**Automatic Stand-by Motion Sensor:** recognizes when the iron is being used and automatically goes into a stand-by temperature when the iron is put into its holder.

***i*-Set Tool:** This optional item allows for automatic download of station settings and lockout by acting as a type of USB stick. Simply upload the station settings from an *i*-CON into the *i*-Set Tool. The *i*-Set Tool is then plugged into any other *i*-CON station, and all set parameters are automatically downloaded in less than 5 seconds, and the station is locked out!

**Process Window Alarm:** informs operator with a visual and acoustic signal if the soldering iron tip gets too hot or too cold. QC can specify a process window in which the iron is allowed to work, and for the first time ever in the history of hand soldering, it is possible to guarantee that every solder joint is made with the proper temperature!

***i*-Tool calibration:** Unlike other systems, the microprocessor which stores the temperature calibration of the iron is actually located in the PCB handle. This now allows for each individual *i*-Tool to be calibrated independent of the soldering station meaning great time and cost savings. Only the irons need to be taken for calibration, which is much easier and faster!

**Lead-free *i*-Tips:** The low-cost *i*-Tips are specially plated with the new ERSA DUR-LF galvanic process lasting 2 to 3 times longer than standard tips!

**Power level settings:** allows for the use of three different power settings which control the heating element overshoot depending on the heat required. Thus, the operator can choose the right setting for the right job – either more power or more control! Power level “low” guarantees NO OVERSHOOT for maximum component safety!



The fastest, safest programming and locking out of soldering stations for maximum quality control and documentation!



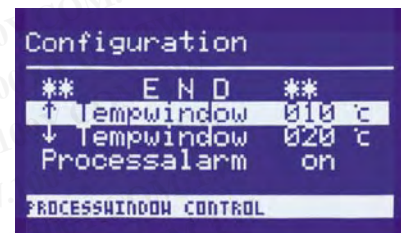
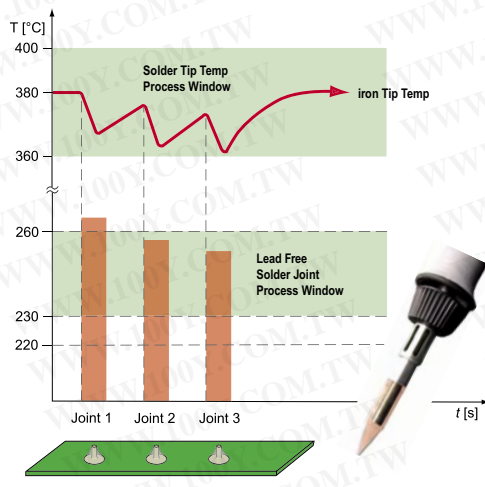

Safe control is possible when temp sensitive components require NO OVERSHOOT! - power level “low”!



1. Low-cost *i*-Tip  
(Consumable, easy to change, long-life)
2. *i*-Tip fastener
3. Heating element  
(stick-on type, long-life)

***i*-Tool Soldering iron:** Ultra light (only 30 grams), ultra short (only 155 mm), and ultra short tip-to-grip (only 45 mm).

# Soldering Problems



Operator is visually and acoustically alarmed if the tip temperature goes outside of the specified process window

The *i-Tool* recovers so fast that all solder joints can be made with nearly the same temperature. The sensor measures the actual tip temperature very close to the tip extremity. The Process Window Alarm assists the operators in guaranteeing repeatable quality.

## The Ultimate innovation in Hand Soldering Process Control

### Highest quality & repeatability:

This technology offers the world's first Process Window Alarm which notifies operator if they are working outside a specified process window. Each solder joint can now be made with the proper temperature. Overshoot is not possible, thereby reducing lifted pads and damaged components! All systems can be locked out, thereby guaranteeing repeatability. Individually calibrated *i-Tools* can follow an operator in order to deliver best results anywhere in the factory.

### Lowest running costs:

This technology offers long tip life with low tip prices compared to all high powered soldering irons using expensive heating cartridge tips. Station setting, maintenance and calibration costs will be reduced dramatically.

### Highest productivity:

This technology offers ultra fast heat-up and recovery. Additionally, QC managers can use the optional *i-Set Tool* for the fastest station setting and lockout available on the market – less than 5 seconds! Finally, individual *i-Tool* calibration will greatly increase calibration productivity.



# ERSA *i*-CON2: Multiple Soldering and Desoldering Tools



Fig. 01C2000AC

Today's PCBs are becoming more complex with smaller and more densely compact components. In order to meet these difficult hand soldering touch-up and repair challenges, ERSA continues to be a market leader in supplying special tools for special applications.

This newly designed heated pincette offer a wide range of SMT desoldering tips for safe and fast removal of the smallest chips (0201, 0402, etc.) up to medium size PLCCs. Even large PLCCs up to 84 pins can be safely removed when using the Chip tool in combination with the IRHP 200 heating plate (see page 10).


*i*-CON2 offers all the value-added features of the revolutionary *i*-CON in a double iron digital station with multiple soldering and / or desoldering tools for maximum flexibility.

The Chip tool is based on a "Best Seller" in rework tools, but has been re-designed for improved ergonomics and precision repair.



## Chip tool

SMT desoldering pincette for low-temperature, safe SMD soldering



SMD removal application



Special tips for 0201 rework



High-mass SMD soldering in hard-to-reach areas

# for Maximum Flexibility



Fig. 01C2000AXT

The X-Tool is an extremely high powered desoldering iron which has been specifically designed for the toughest through-hole desoldering applications on the heaviest of PCBs. Safe lead-free desoldering is much more challenging due to the higher process temperatures and will require a desoldering tool which can function effectively at the lowest possible temperature.

The ERSA X-Tool with 120 W can allow operators to conduct through-hole repair at the lowest and safest temperatures possible. The unique "Heat Reservoir" concept guarantees the shortest dwell times and the tip temperature control guarantees

the fastest recovery. This unit must be used in combination with the CU vacuum unit.

Four versions of this new double station are offered standard and differ only in the tool packout:

1. One *i*-Tool soldering iron
2. Two *i*-Tool soldering irons
3. *i*-Tool and Chip tool for SMD removal
4. *i*-Tool and X-Tool for TH desoldering.

The tools are automatically detected when inserted into the station and a pre-determined program is started.



## X-Tool

High-power, low-temperature, safe through-hole desoldering



High-mass through-hole soldering



Lead-free desoldering with heating plate (IRHP 200)

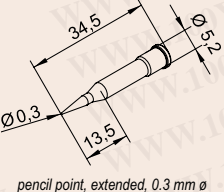
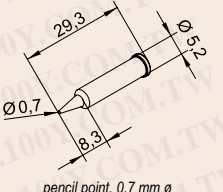


High-mass through-hole desoldering

# 102 / 422 / 722

## ERSADUR Long-Life Soldering and Desol

### 102 Tip Series – i-Tool

0102PDLF02		0102PDLF03L		0102PDLF04		0102PDLF04L		0102PDLF05L	
0102PDLF06		0102PDLF06L		0102PDLF07		0102PDLF08L		0102PDLF10	
0102CDLF12		0102CDLF16		0102CDLF18L		0102CDLF20		0102CDLF24	
0102CDLF24L		0102CDLF32		0102CDLF50		0102CDLF65		0102CDLF80C	
0102CDLF100		0102CDLF100C		0102CDLF120C		0102CDLF200		0102SDLF04	
0102SDLF06		0102SDLF06L		0102SDLF08L		0102SDLF18		0102ADLF13 0102ADLF15	
0102ADLF20		0102ADLF40		0102WDLF16 0102WDLF23		0102WDLF35		0102BDLF20	

# dering Tip Series



0422FD10		0422ED		0422FD3		0422FD1		0422FD4	
	4 mm, for e.g. SO 8 GT/14 GT/16 GT		6 mm, for e.g. SOIC 8		7.5 mm, for e.g. SOIC 12 / SOT 23		10 mm, for e.g. SOIC 16		12.5 mm for e.g. SOIC 20
0422FD2		0422FD5		0422FD6		0422FD7		0422QD5	
	15 mm, for e.g. SOIC 24		17.5 mm, for e.g. SOIC 28		20 mm, for e.g. SOIC 32		25 mm, for e.g. SOIC 40*		90°, length 10 mm, for e.g. PLCC 20
0422QD1		0422QD6		0422QD3		0422QD4		0422QD2	
	90°, length 12.5 mm, for e.g. PLCC 28		90°, length 15 mm, for e.g. QFP, TQFP and TQFP 0T25		90°, length 17.5 mm, for e.g. PLCC 44		90°, length 20 mm, for e.g. PLCC 52		90°, length 25 mm, for e.g. PLCC 68*
0422QD7		0422RD1		0422RD2		0422MD		0422SD*	
	90°, length 30 mm, for e.g. PLCC 84*		length 22.5 x 16.5 mm, for e.g. QFP 100*		length 15 x 12.5 mm, for e.g. PLCC 32		ellipse, for MELF and MINIMELF		for MICROMELF
0722ED0821		0722ED1023		0722ED126		0722ED1529		0722EN0818	
	ERSADUR, ID 0.8 mm, OD 2.1 mm		ERSADUR, ID 1.0 mm, OD 2.3 mm		ERSADUR, ID 1.2 mm, OD 2.6 mm		ERSADUR, ID 1.5 mm, OD 2.9 mm		nickel-plated, ID 0.8 mm, OD 1.8 mm
0722EN0823		0722EN1020		0722EN1023		0722EN1223		0722EN1529	
	nickel-plated, ID 0.8 mm, OD 2.3 mm		nickel-plated, ID 1.0 mm, OD 2.0 mm		nickel-plated, ID 1.0 mm, OD 2.3 mm		nickel-plated, ID 1.2 mm, OD 2.3 mm		nickel-plated, ID 1.5 mm, OD 2.9 mm
0722EN1548		0722EN2332		0722EN2348		0722EN0615S		0722EN1018S	
	nickel-plated, ID 1.5 mm, OD 4.8 mm		nickel-plated, ID 2.3 mm, OD 3.2 mm		nickel-plated, ID 2.3 mm, OD 4.8 mm		nickel-plated, ID 0.6 mm, OD 1.5 mm		nickel-plated, ID 1.0 mm, OD 1.8 mm

\* Recommended for use with IRHP 200

422 Tip Series – Chip Tool

722 Tip Series – X-Tool

# Special Care for ERSADUR Long-Life Soldering Tips



The ERSADUR Tip-Reactivator allows the regeneration of oxidized soldering tips. It is environmentally safe, free of lead and halogens and functions even at low soldering tip temperatures.



The ERSADUR Dry Sponge is included as a standard alternative to the wet sponge and can be beneficial especially for lead-free.

Hand soldering operators are happy when their soldering tips last a long time and continue to solder well. Soldering tips that do not allow the solder to melt rapidly due to excess oxidation clearly disrupt productivity! Lead-free soldering requires special care of the soldering tips in order to solder efficiently.

1. Always clean the tip by wiping on a slightly wet sponge after each use. Alternatively, tips can be dry cleaned using the dry sponge.
2. Always put fresh solder onto the end of the tip BEFORE putting the tip back into the iron holder.
3. Always use the lowest working temperature possible.
4. Never leave an iron "cooking" unattended for some time. Always set iron into automatic stand-by if possible or turn-off when not in use.


5. Never use excessive mechanical force when soldering.
6. Soldering tip oxidation can be easily removed if detected early. Early detection and removal will greatly increase tip life.
7. Tip oxidation removal or tip refurbishing is accomplished in 4 consecutive steps:
  - a. clean on damp or dry sponge, b. clean with wire brush, c. using a tip reactivator chemical, and d. re-tinning using proper flux cored solder wire.

Dry cleaning of soldering tips offers substantial advantages. The soldering tips are not cooled abruptly and contaminated tips resulting from dirty sponges are avoided. Due to the slightly abrasive properties of the special wire mesh, passive layers that accumulated on the tip can easily be removed. Tip life is thus increased considerably in lead-free hand soldering.

## ERSA IRHP 200: Infrared Rework Heating Plate



An optionally available PCB X-Y table (01R5500-01) assists in board stability during preheating and rework, and the optional cooling fan (01R550-13) gently cools the PCB after preheating.



The ERSA IRHP 200 integrates the proven safe medium wavelength infrared (IR) heating technology.

This table top unit has been designed as a compact temperature-controlled heating plate to preheat all SMD components as well as assemblies and substrates. By safely

preheating an assembly before the use of repair tools, the actual repair procedure can take place faster and at lower temperatures. Lower repair temperatures and shorter repair dwell times translate into safer and more repeatable results! It can also be used to reflow solder one-sided SMD boards and for reballing BGAs.

The heating plate temperature can be adjusted continuously from 120 °F / 50 °C to 1,100 °F / 600 °C. The medium wavelength IR emitters guarantee uniform heat distribution ensuring non-contact, gentle heating of the assembly. The control station can be placed independently from the heating plate on the workbench in an ergonomically favourable way.

# ERSA *i*-CON & *i*-CON2: Different Models



## 01C1000A ERSA *i*-CON with *i*-Tool

Electronically temperature-controlled soldering station, antistatic, complete

consisting of: **01C103A** Electronic station, 220 - 240 VAC / 50 Hz, 80 W  
**0100CDJ** *i*-Tool soldering iron with tip 0102CDLF16, 24 V, 150 W max.  
**0A48** Holder, antistatic

01C1000A



## 01C1000AC ERSA *i*-CON with Chip tool

Electronically temperature-controlled SMD desoldering station, antistatic, complete

consisting of: **01C103A** Electronic station, 220 - 240 VAC / 50 Hz, 80 W  
**0450MDJ** Chip tool desoldering pincette, 24 V, 2 x 20 W, with tip 0422MD  
**0A43** Holder, antistatic

01C1000AC



## 01C1000AXT ERSA *i*-CON with X-Tool

Electronically temperature-controlled desoldering station, antistatic, complete

consisting of: **01C103A** Electronic station, 220 - 240 VAC / 50 Hz, 80 W  
**0720ENJ** X-Tool desoldering iron, 24 V, 2 x 60 W, antistatic, with tip 0722EN1223  
**0A44** Holder, antistatic  
**0CU103A** Vacuum unit for X-Tool

01C1000AXT



## 01C2000A ERSA *i*-CON2 with one *i*-Tool

Electronically temperature-controlled soldering station, antistatic, complete

consisting of: **01C203A** Electronic station, 220 - 240 VAC / 50 Hz, 120 W  
**0100CDJ** *i*-Tool soldering iron with tip 0102CDLF16, 24 V, 150 W max.  
**0A48** Holder, antistatic

01C2000A



## 01C2000AIT ERSA *i*-CON2 with 2 *i*-Tools

Electronically temperature-controlled twin soldering station, antistatic, complete

consisting of: **01C203A** Electronic station, 220 - 240 VAC / 50 Hz, 120 W  
**0100CDJ** 2 x soldering iron *i*-Tool with tip 0102CDLF16, 24 V, 150 W max.  
**0A48** 2 x holder, antistatic

01C2000AIT



## 01C2000AC ERSA *i*-CON2 with *i*-Tool and Chip tool

Electronically temperature-controlled SMD soldering and desoldering station, antistatic, complete

consisting of: **01C203A** Electronic station, 220 - 240 VAC / 50 Hz, 120 W  
**0100CDJ** *i*-Tool soldering iron with tip 0102CDLF16, 24 V, 150 W max.  
**0A48** Holder, antistatic  
**0450MDJ** Chip tool desoldering pincette, 24 V, 2 x 20 W, with tip 0422MD  
**0A43** Holder, antistatic

01C2000AC



## 01C2000AXT ERSA *i*-CON2 with *i*-Tool and X-Tool

Electronically temperature-controlled soldering and desoldering station, antistatic, complete

consisting of: **01C203A** Electronic station, 220 - 240 VAC / 50 Hz, 120 W  
**0100CDJ** *i*-Tool soldering iron with tip 0102CDLF16, 24 V, 150 W max.  
**0A48** Holder, antistatic  
**0720ENJ** X-Tool desoldering iron, 24 V, 2 x 60 W, antistatic, with tip 0722EN1223  
**0A44** Holder, antistatic  
**0CU103A** Vacuum unit for X-Tool

01C2000AXT



勝特力材料 886-3-5753170  
勝特力电子(上海) 86-21-34970699  
勝特力电子(深圳) 86-755-83298787  
[Http://www.100y.com.tw](http://www.100y.com.tw)

# Technical data:

## ERSA *i*-CON & *i*-CON2 Electronic Station

<b>Supply voltage; frequency:</b>	220 – 240 VAC/50Hz; 110 – 120 VAC/60 Hz (option)
<b>Admissible ambient temperature:</b>	0 °C – 40 °C / 0 – 104 °F
<b>Secondary voltage:</b>	24 V~
<b>Continuous rating:</b>	80 W (120 W with <i>i</i> -CON2) protection class I (double insulation)
<b>Weight:</b>	2 kg / 4.4 lb
<b>Control technology:</b>	<i>i</i> -Tool: <i>i</i> -TRONIC control with digital PID algorithm and multiple sensors; X-Tool: SENSOTRONIC control system with digital PID algorithm; Chip tool: RESISTRONIC control system
<b>Temperature range:</b>	continuous 150 °C – 450 °C / 300 °F – 842 °F
<b>Display:</b>	blue LCD display
<b>Operation:</b>	one-touch operation by means of a rotary type push button
<b>Supply line:</b>	2 m / 6.5 ft PVC with connector
<b>Antistatic:</b>	antistatic design suitable for operation in an ESD environment. MIL-SPEC/ESA standard
<b>Non-operative temperature fluctuation:</b>	less than +/-2 °C / +/-36 °F
<b>Tip to ground resistance:</b>	less than 2 Ω
<b>Tip leakage:</b>	less than 2 mVeff, VDE, EMV checked
<b>Fuse rating:</b>	800 mA, slow-blow (1.25 A, slow-blow with <i>i</i> -CON2)
<b>Connectable soldering and desoldering tools:</b>	<i>i</i> -Tool, Chip tool, X-Tool

## ERSA *i*-Tool soldering iron

<b>Voltage:</b>	24 V~
<b>Maximum heating power:</b>	150 W +/- 10 %
<b>Mean heating power:</b>	80 W
<b>Heating time:</b>	approx. 9 s to 350 °C / 662 °F
<b>Weight (without supply line):</b>	approx. 30 g / 1 oz
<b>Supply line:</b>	1.2 m / 4 ft highly flexible, heat-resistant, antistatic
<b>Antistatic:</b>	antistatic design suitable for operation in an ESD environment. MIL-SPEC/ESA standard

## ERSA Chip tool desoldering pincette

<b>Voltage:</b>	24 V~
<b>Maximum heating power:</b>	PTC 2x30 W / 280 °C / 536 °F; 2x20 W / 350 °C / 662 °F
<b>Heating time:</b>	subject to the desoldering tip
<b>Weight (without supply line):</b>	approx. 75 g / 2.6 oz
<b>Supply line:</b>	1.2 m / 4 ft ultra-flexible, heat-resistant, antistatic
<b>Antistatic:</b>	antistatic design suitable for operation in an ESD environment. MIL-SPEC/ESA standard

## ERSA X-Tool desoldering device

<b>Voltage:</b>	24 V~
<b>Maximum heating power:</b>	2 x 60 W at 350 °C / 662 °F
<b>Heating time:</b>	subject to the desoldering tip
<b>Weight (incl. supply line and tip):</b>	approx. 240 g / 8.5 oz
<b>Heating elements:</b>	2, 60 W each at 350 °C / 662 °F
<b>Temperature measurement:</b>	Ni-CrNi thermocouple
<b>Starting vacuum:</b>	up to 800 mbar
<b>Distance from handle to soldering tip:</b>	approx. 70 mm / 27.6 in
<b>Antistatic:</b>	antistatic design suitable for operation in an ESD environment. MIL-SPEC/ESA standard

## ERSA Vacuum Unit

<b>Voltage / Power:</b>	230 V~, 50-60 Hz, 5 W; 115 V~, 60 Hz, 5 W (option)
<b>Noise level:</b>	approx. 55 db (A)
<b>Weight:</b>	550 g / 19.4 oz
<b>Ultimate vacuum:</b>	approx. 800 mbar
<b>Throughflow:</b>	approx. 4.5 l/min
<b>Antistatic:</b>	antistatic design suitable for operation in an ESD environment. MIL-SPEC/ESA standard