

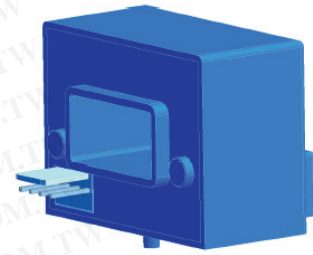
Current Transducer HASS 50..600-S

For the electronic measurement of currents: DC, AC, pulsed, mixed, with galvanic isolation between the primary circuit (high power) and the secondary circuit (electronic circuit).



All Data are given with a $R_L = 10 \text{ k}\Omega$

$$I_{PN} = 50 \dots 600 \text{ A}$$



Electrical data

Primary nominal current rms $I_{PN} \text{ (A)}$	Primary current measuring range $I_{PM} \text{ (A)}$	Type
50	± 150	HASS 50-S
100	± 300	HASS 100-S
200	± 600	HASS 200-S
300	± 900	HASS 300-S
400	± 900	HASS 400-S
500	± 900	HASS 500-S
600	± 900	HASS 600-S

V_{OUT}	Analog Output voltage @ I_p	$V_{OE} \pm (0.625 \cdot I_p / I_{PN}) \text{ V}$
G_{TH}	Theoretical sensitivity	$0.625 \text{ V} / I_{PN}$
V_{REF}	Reference voltage ¹⁾	Output voltage
		Output impedance
		Load impedance
R_L	Load resistance	$\geq 2 \text{ k}\Omega$
R_{OUT}	Output internal resistance	$< 5 \text{ }\Omega$
C_L	Capacitive loading ($\pm 20 \%$)	$= 4.7 \text{ nF}$
V_C	Supply voltage ($\pm 5 \%$) ²⁾	5 V
I_C	Current consumption @ $V_C = 5 \text{ V}$	19 mA

Accuracy - Dynamic performance data

X	Accuracy ³⁾ @ $I_{PN}, T_A = 25^\circ\text{C}$	$\leq \pm 1 \%$
ϵ_L	Linearity error $0 \dots I_{PN}$	$\leq \pm 0.5 \%$
	$0 \dots I_{PM}$	$\leq \pm 1 \%$
TCV_{OE}	Temperature coefficient of V_{OE} ($+25 \dots +85^\circ\text{C}$)	$\leq \pm 0.4 \text{ mV/K}$
	($-40 \dots +25^\circ\text{C}$)	$\leq \pm 0.525 \text{ mV/K}$
TCV_{REF}	Temperature coefficient of V_{REF} ($+25 \dots +85^\circ\text{C}$)	$\leq \pm 0.01 \text{ \% / K}$
	($-40 \dots +25^\circ\text{C}$)	$\leq \pm 0.015 \text{ \% / K}$
$TCV_{OE/V_{REF}}$	Temperature coefficient of V_{OE} / V_{REF}	$\leq \pm 0.15 \text{ mV/K}$
TCG	Temperature coefficient of G	$\leq \pm 0.05\% \text{ of reading / K}$
V_{OE}	Electrical offset voltage @ $I_p = 0, T_A = 25^\circ\text{C}$	$V_{REF} \pm 0.025 \text{ V}$
V_{OM}	Magnetic offset voltage @ $I_p = 0$ after an overload of I_{PM}	$< \pm 0.4 \%$
t_{ra}	Reaction time to 10 % of I_{PN} step	$< 3 \text{ }\mu\text{s}$
t_r	Response time to 90 % of I_{PN} step	$< 5 \text{ }\mu\text{s}$
di/dt	di/dt accurately followed	$> 100 \text{ A}/\mu\text{s}$
V_{no}	Output voltage noise (DC .. 10 kHz)	$< 20 \text{ mVpp}$
	(DC .. 1 MHz)	$< 40 \text{ mVpp}$
BW	Frequency bandwidth (-3 dB) ⁴⁾	DC .. 50 kHz8: 1997

- Notes:**
- ¹⁾It is possible to overdrive V_{REF} with an external reference voltage between 1.5V - 2.8V providing its ability to sink or source approximately 5 mA.
 - ²⁾Maximum supply voltage (not operating) $< 6.5 \text{ V}$
 - ³⁾Excluding Offset and Magnetic offset voltage
 - ⁴⁾Small signal only to avoid excessive heatings of the magnetic core.

Features

- Hall effect measuring principle
- Galvanic isolation between primary and secondary circuit
- Isolation test voltage 3300 V
- Low power consumption
- Single power supply + 5 V
- Fixed offset & Gain
- Isolated plastic case recognized according to UL 94-V0.

Advantages

- Easy installation
- Small size and space saving
- Only one design for wide current ratings range
- High immunity to external interference
- Internal & external reference.

Applications

- AC variable speed drives
- Static converters for DC motor drives
- Battery supplied applications
- Uninterruptible Power Supplies (UPS)
- Switched Mode Power Supplies (SMPS)
- Power supplies for welding applications.

Application domain

- Industrial.

Current Transducer HASS 50..600-S

General data

T_A	Ambient operating temperature	- 40 .. + 85	°C
T_S	Ambient storage temperature	- 40 .. + 85	°C
m	Mass	55	g
	Standards	EN 50178:1997	

Isolation characteristics

V_b	Rated isolation voltage rms with following conditions		
	-Over voltage category III		
	-Pollution degree 2		
	-Heterogeneous field		

	EN50178	IEC61010-1
Single insulation	300V	300V
Reinforced insulation	150V	150V

V_d	Rms voltage for AC isolation test, 50 Hz, 1 min	3.3	kV
V_e	Partial discharge extinction voltage rms @ 10 pC	> 1	kV
V_w	Impulse withstand voltage 1.2/50 μ s	6	kV
dCp	Creepage distance	> 5.5	mm
dCl	Clearance distance	> 5.5	mm
CTI	Comparative Tracking Index (Group I)	> 600	V



Safety

This transducer must be used in electric/electronic equipment with respect to applicable standards and safety requirements in accordance with the manufacturer's operating instructions.



Caution, risk of electrical shock

When operating the transducer, certain parts of the module can carry hazardous voltage (eg. primary busbar, power supply).

Ignoring this warning can lead to injury and/or cause serious damage.

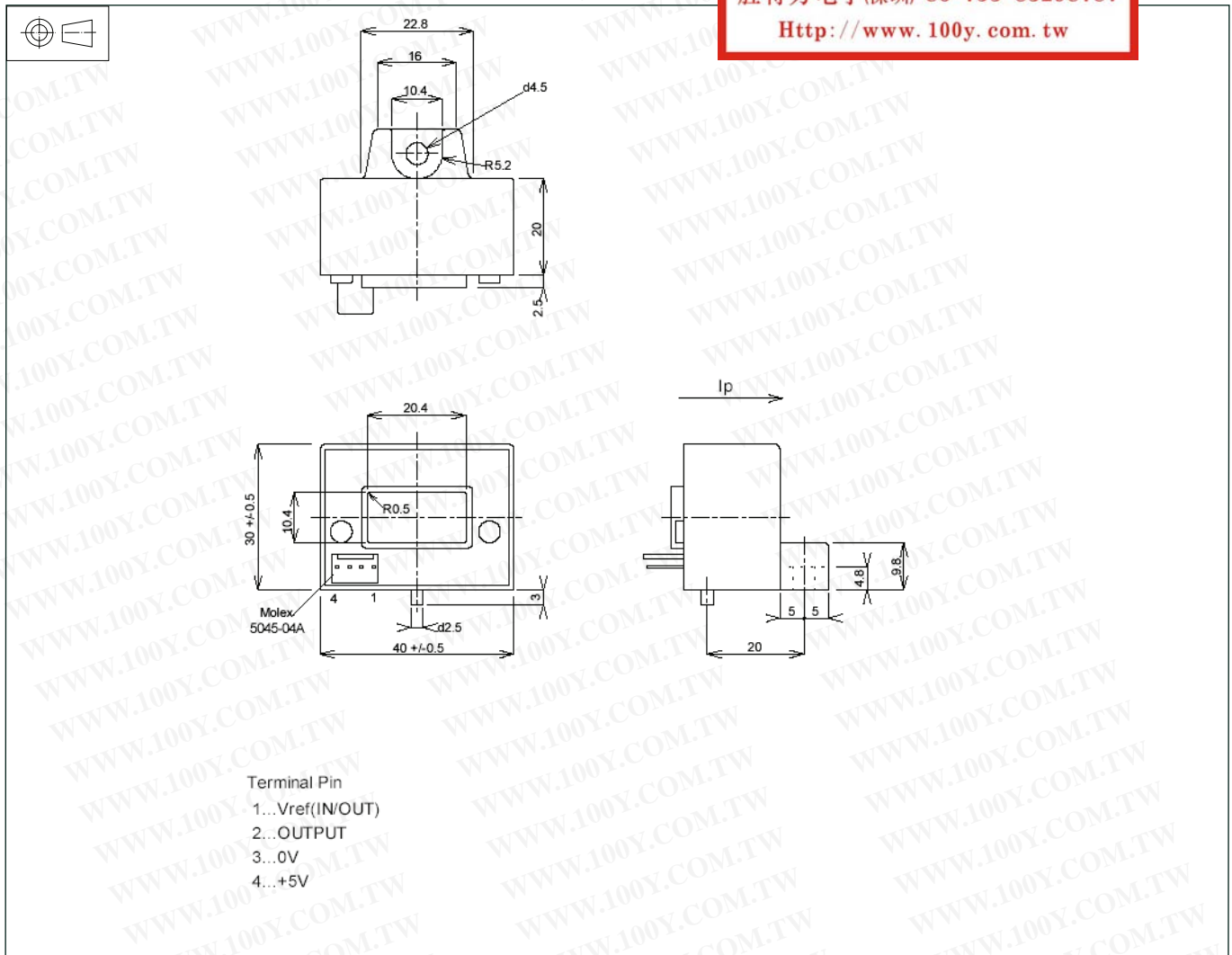
This transducer is a build-in device, whose conducting parts must be inaccessible after installation.

A protective housing or additional shield could be used.

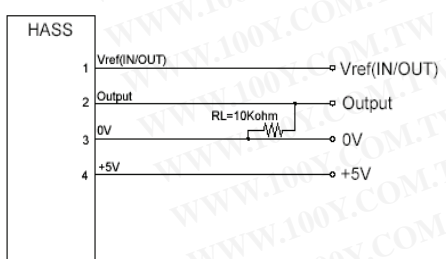
Main supply must be able to be disconnected.

Dimensions HASS 50..600-S (in mm)

勝特力材料 886-3-5753170
 勝特力电子(上海) 86-21-34970699
 勝特力电子(深圳) 86-755-83298787
[Http://www.100y.com.tw](http://www.100y.com.tw)



Required Connection Circuit



Mechanical characteristics

- General tolerance ± 0.5 mm
- Aperture for primary conductor 20.4x10.4x0.5mm
- Transducer fastening M4
- Recommended fastening torque $<1.5N \cdot m$
- Connection of secondary Molex 5045-04A

Remarks

- Arrow indicates positive current flow direction.
- Temperature of the primary conductor should not exceed 100°C.

Operation Principle

