



TXC CORPORATION

勝特力材料 886-3-5753170
勝特力电子(上海) 86-21-34970699
勝特力电子(深圳) 86-755-83298787
[Http://www.100y.com.tw](http://www.100y.com.tw)

SPECIFICATION FOR APPROVAL

CUSTOMER : _____
PRODUCT TYPE : SMD TUNING FORK 3.2X1.5
NOMINAL FREQ. : 32.768KHz
TXC P/N : 9H03200019
REVISION : A2
CUSTOMER P/N : _____
PM / SALES : _____
DATE : _____
CUSTOMER SIGNATURE & Date

- (1) TXC requires one copy returned with signature and title of authorized individual that signifies acceptance of the attached specifications.
- (2) Orders received and accepted by TXC after return of signed copy of specification will be produced per these specifications.
- (3) Any changes to these specifications must be agreed upon by both parties and new revision of the Product Specification Sheet will be issued.
- (4) Any issuance of purchase order prior to consigning back the Approval page of "Specification Sheets" from customers will be regarded as the agreement on the contents of these specifications.

Attachment: Product Specification Sheet

- 1
- 2
- 3
- 4
- 5

RoHS Compliant



<u>Rev</u>	<u>Revise page</u>	<u>Revise contents</u>	<u>Date</u>	<u>Ref.No.</u>	<u>Reviser</u>
A1	NA	Initial release	1-Aug-11	-	Alan Cheng
A2	P.3	PACKING DIMENSION CHANGE	10-Aug-11	ECN-11P081101	Alan Cheng

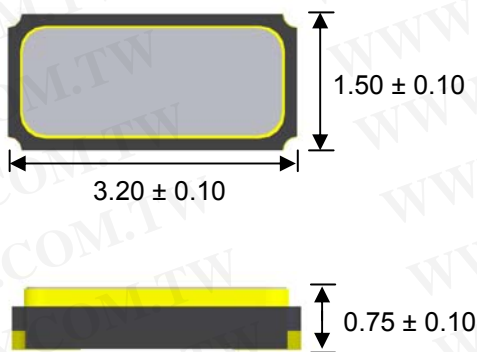
勝特力材料 886-3-5753170
勝特力电子(上海) 86-21-34970699
勝特力电子(深圳) 86-755-83298787
[Http://www.100y.com.tw](http://www.100y.com.tw)

ELECTRICAL SPECIFICATIONS

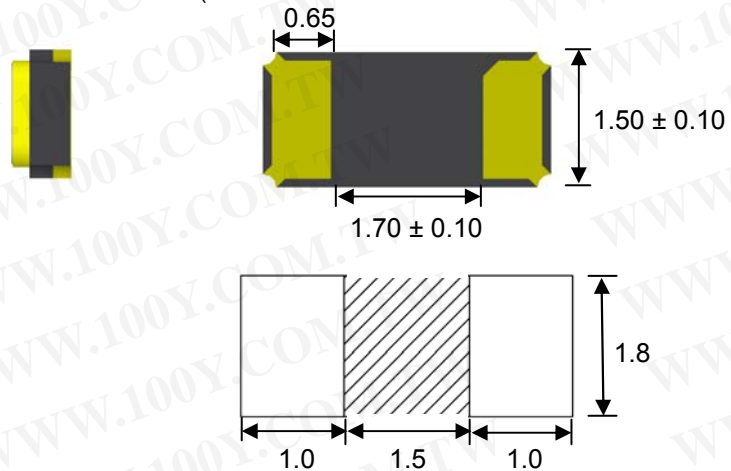
	Parameters	SYM.	Electrical Spec.				Notes
			MIN	TYPE	MAX	UNITS	
1	Nominal Frequency	F0	32.768			KHz	-
2	Frequency Tolerance	-	± 20			ppm	at 25 °C
3	Driver Level	DL	-	0.1	0.5	uW	-
4	Load Capacitance	CL	12.5			pF	-
5	Series Resistance	-	-	-	70	KΩ	-
6	Peak Temperature (Frequency)	-	20	25	30	°C	at 25 °C ±5°C
7	Frequency-Temperature coefficient	-	-	-	-4.0*10 ⁻⁸	°C ²	-
8	Storage Temperature	-	-55	~	125	°C	-
9	Operating Temperature	-	-40	~	85	°C	-
10	Shunt Capacitance	C0	-	1.5	-	pF	-
11	Motional Capacitance	C1	-	6.7	-	fF	-
12	Insulation Resistance	-	500	-	-	MΩ	at DC 100V±15V
13	Aging	-	±3			ppm	1st Year

DIMENSIONS

(UNIT:mm)

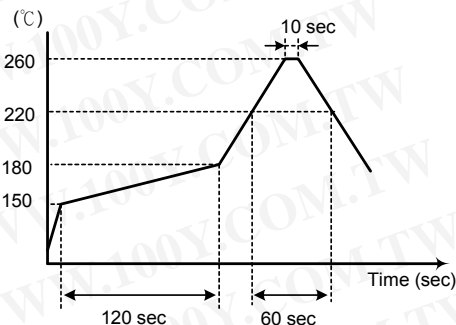
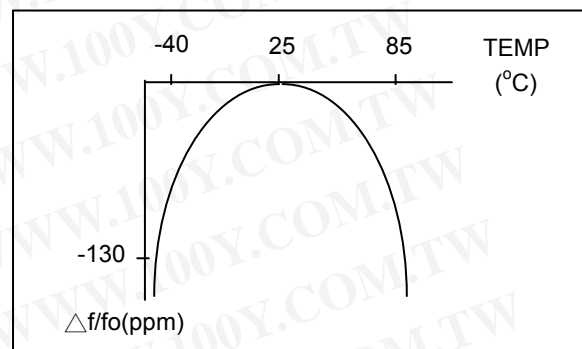

RECOMMENDED SOLDER PAD

(UNIT:mm)

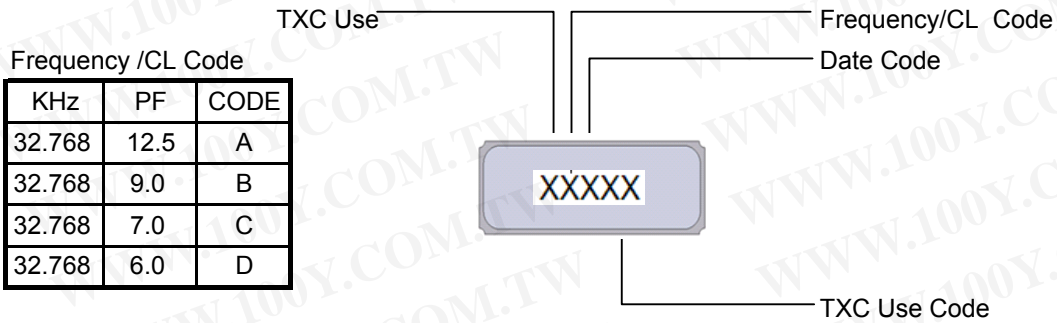

SUGGESTED REFLOW PROFILE

Total time : 200 sec. Max.

Solder melting point :220 °C


TEMPERATURE V.S FREQUENCY CURVE


MARKING

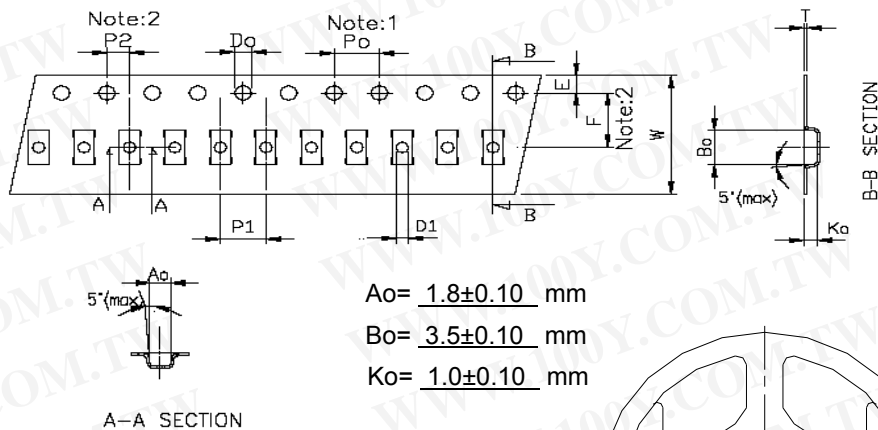


KHz	PF	CODE
32.768	12.5	A
32.768	9.0	B
32.768	7.0	C
32.768	6.0	D

YEAR					MONTH											
					JAN	FEB	MAR	APR	MAY	JUN	JUL	AUG	SEP	OCT	NOV	DEC
2001	2005	2009	2013	2017	A	B	C	D	E	F	G	H	J	K	L	M
2002	2006	2010	2014	2018	N	P	Q	R	S	T	U	V	W	X	Y	Z
2003	2007	2011	2015	2019	a	b	c	d	e	f	g	h	j	k	l	m
2004	2008	2012	2016	2020	n	p	q	r	s	t	u	v	w	x	y	z

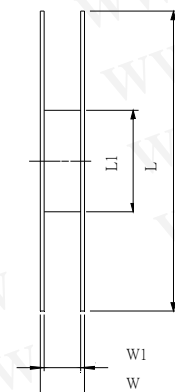

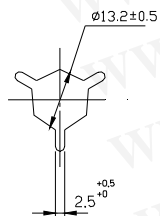
This date code will be cycled every four years

PACKING



Ao= 1.8 ± 0.10 mm
 Bo= 3.5 ± 0.10 mm
 Ko= 1.0 ± 0.10 mm

A-A SECTION

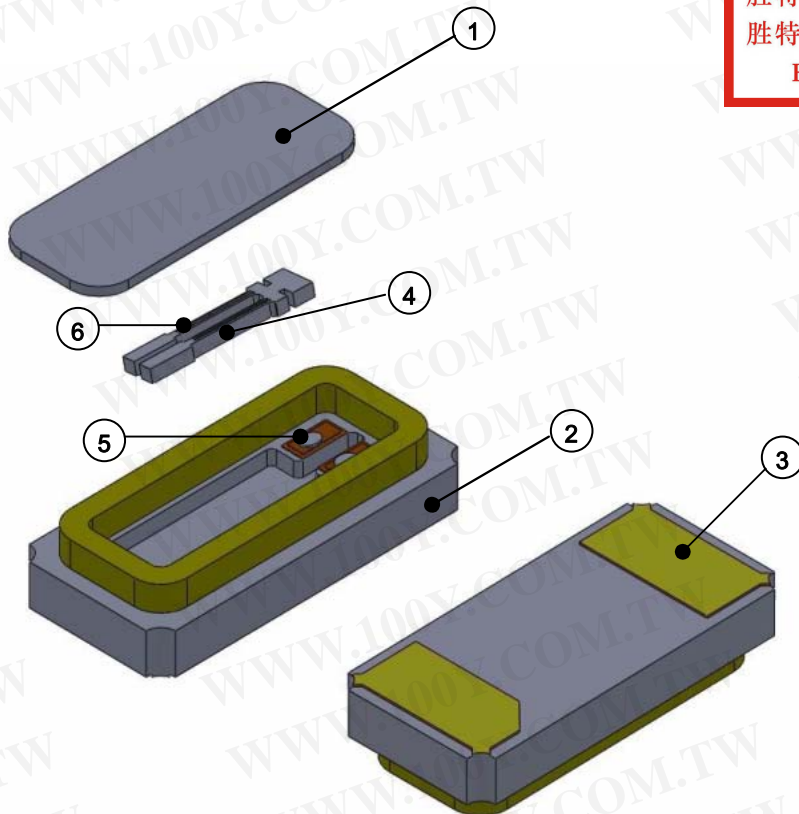


勝特力材料 886-3-5753170
 勝特力电子(上海) 86-21-34970699
 勝特力电子(深圳) 86-755-83298787
[Http://www.100y.com.tw](http://www.100y.com.tw)

CARRIER TAPE DIMENSIONS	K1	P0	P1	P2	D0	D1	E	F	10P0	W	T	pcs / Reel
	-	4	4	2	1.55	1.1	1.75	5.5	40	12	0.25	3K

REEL DIMENSIONS	W	W1	L	L1
	16±1.4	13±0.3	180+0/-3	60.2±0.5

- REMARK :
- 230 mm (9.05) minimum leader which consist of carrier and/or tape followed by a minimum of 160 mm (6.3) of empty carrier tape sealed with cover tape.
 - 160 mm (6.3) minimum trailer of empty carrier tape sealed with cover tape.

STRUCTURE ILLUSTRATION


勝特力材料 886-3-5753170
 勝特力电子(上海) 86-21-34970699
 勝特力电子(深圳) 86-755-83298787
[Http://www.100y.com.tw](http://www.100y.com.tw)

NO	COMPONENTS	MATERIALS	FINISH/SPECIFICATIONS
1	Lid	Kovar(Fe+Co+Ni) Alloy	-
2	Base(Package)	Ceramic(Al_2O_3)	Alumina Ceramics
3	PAD	Au	Tungsten metalize + Ni plating + Au plating
4	Crystal chip	SiO_2	-
5	Conductive adhesive	Ag	Silicon resin
6	Electrode	Au+Cr	-

UNIT WEIGHT:

0.01197g/pcs

RELIABILITY SPECIFICATIONS

勝特力材料 886-3-5753170
 勝特力电子(上海) 86-21-34970699
 勝特力电子(深圳) 86-755-83298787
[Http://www.100y.com.tw](http://www.100y.com.tw)

1. Mechanical Endurance

No.	Test Item	Test Methods	REF. DOC
1.1	Drop Test	150 cm height, fall freely onto concrete floor 3 times.	MIL-STD-202
1.2	Mechanical Shock	Device are shocked to half sine wave (1000 G) three mutually perpendicular axes each 3 times. 0.5m sec. duration time	MIL-STD-202
1.3	Vibration	Frequency range 10 ~ 2000 Hz Amplitude 1.52 mm,20G Sweep time 20 minute Perpendicular axes each test time 4 hours (Total test time 12 hours)	MIL-STD-883
1.4	Solderability	Temperature 245 °C ± 5°C Immersing depth 0.5 mm minimum Immersion time 5 ± 1 seconds Flux Rosin resin methyl alcohol solvent (1 : 4)	MIL-STD-883

2. Environmental Endurance

No.	Test Item	Test Methods	REF. DOC
2.1	Resistance To Soldering Heat	Pre-heat temperature 125 °C Pre-heat time 60 ~ 120 sec. Test temperature 260 ± 5 °C Test time 10 ± 1 sec.	MIL-STD-202
2.2	High Temp. Storage	+ 125 °C ± 3 °C for 1000 ± 12 hours	MIL-STD-883
2.3	Low Temp. Storage	- 40 °C ± 3 °C for 1000 ± 12 hours	MIL-STD-883
2.4	Thermal Shock	Total 100 cycles of the following temperature cycle 	MIL-STD-883
2.5	Pressure Cooker Storage	121 ± 3°C, RH100%, 2 bar, for 240 hours	EIA-JESD22
2.6	High Temp & Humidity	85°C ± 3°C, RH 85% , 1000Hrs	EIA-JESD22