

DATA SHEET

For a complete data sheet, please also download:

- The IC04 LOCMOS HE4000B Logic Family Specifications HEF, HEC
- The IC04 LOCMOS HE4000B Logic Package Outlines/Information HEF, HEC

勝特力材料 886-3-5753170
勝特力电子(上海) 86-21-34970699
勝特力电子(深圳) 86-755-83298787
[Http://www.100y.com.tw](http://www.100y.com.tw)

HEF4075B gates Triple 3-input OR gate

Product specification
File under Integrated Circuits, IC04

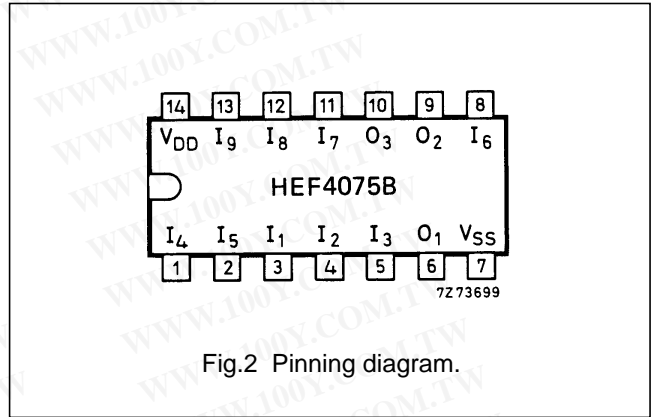
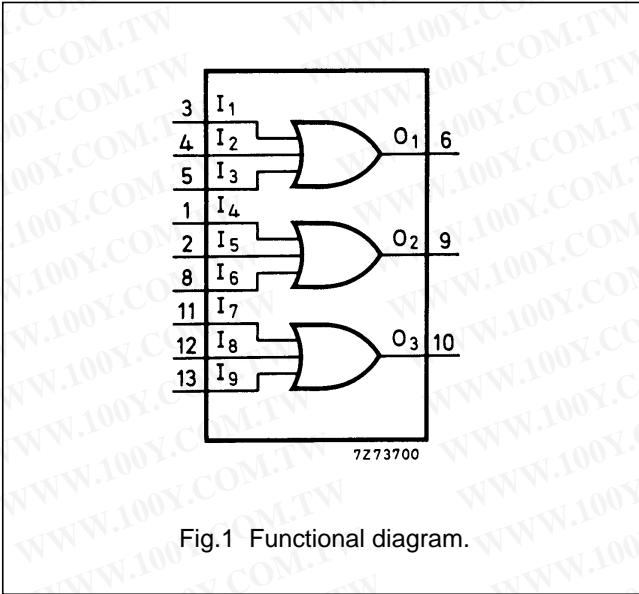
January 1995

Triple 3-input OR gate

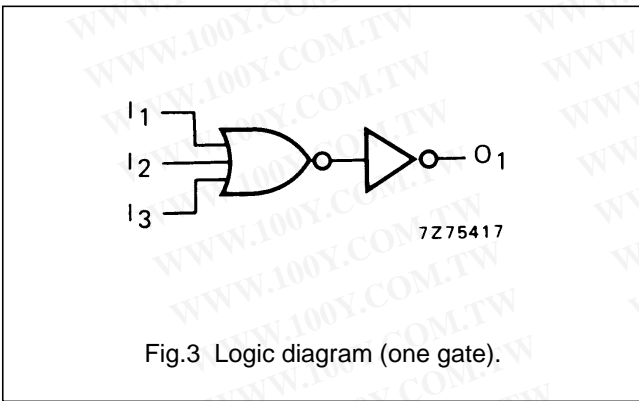
HEF4075B gates

DESCRIPTION

The HEF4075B provides the positive triple 3-input OR function. The outputs are fully buffered for highest noise immunity and pattern insensitivity of output impedance.



- HEF4075BP(N): 14-lead DIL; plastic (SOT27-1)
- HEF4075BD(F): 14-lead DIL; ceramic (cerdip) (SOT73)
- HEF4075BT(D): 14-lead SO; plastic (SOT108-1)
- (): Package Designator North America



勝特力材料 886-3-5753170
 勝特力电子(上海) 86-21-34970699
 勝特力电子(深圳) 86-755-83298787
[Http://www.100y.com.tw](http://www.100y.com.tw)

FAMILY DATA, I_{DD} LIMITS category GATES

See Family Specifications

Triple 3-input OR gate

HEF4075B
gates

AC CHARACTERISTICS

 $V_{SS} = 0 \text{ V}$; $T_{amb} = 25 \text{ }^\circ\text{C}$; $C_L = 50 \text{ pF}$; input transition times $\leq 20 \text{ ns}$

	V_{DD} V	SYMBOL	TYP.	MAX.		TYPICAL EXTRAPOLATION FORMULA	
Propagation delays $I_n \rightarrow O_n$ HIGH to LOW	5	t_{PHL}	65	130	ns	$38 \text{ ns} + (0,55 \text{ ns/pF}) C_L$	
	10		30	60	ns	$19 \text{ ns} + (0,23 \text{ ns/pF}) C_L$	
	15		20	40	ns	$12 \text{ ns} + (0,16 \text{ ns/pF}) C_L$	
	LOW to HIGH	5	t_{PLH}	65	130	ns	$38 \text{ ns} + (0,55 \text{ ns/pF}) C_L$
		10		30	60	ns	$19 \text{ ns} + (0,23 \text{ ns/pF}) C_L$
		15		25	50	ns	$17 \text{ ns} + (0,16 \text{ ns/pF}) C_L$
Output transition times HIGH to LOW	5	t_{THL}	60	120	ns	$10 \text{ ns} + (1,0 \text{ ns/pF}) C_L$	
	10		30	60	ns	$9 \text{ ns} + (0,42 \text{ ns/pF}) C_L$	
	15		20	40	ns	$6 \text{ ns} + (0,28 \text{ ns/pF}) C_L$	
	LOW to HIGH	5	t_{TLH}	60	120	ns	$10 \text{ ns} + (1,0 \text{ ns/pF}) C_L$
		10		30	60	ns	$9 \text{ ns} + (0,42 \text{ ns/pF}) C_L$
		15		20	40	ns	$6 \text{ ns} + (0,28 \text{ ns/pF}) C_L$

	V_{DD} V	TYPICAL FORMULA FOR P (μW)	
Dynamic power dissipation per package (P)	5	$750 f_i + \sum (f_o C_L) \times V_{DD}^2$	where f_i = input freq. (MHz) f_o = output freq. (MHz) C_L = load capacitance (pF) $\sum (f_o C_L)$ = sum of outputs V_{DD} = supply voltage (V)
	10	$3\,600 f_i + \sum (f_o C_L) \times V_{DD}^2$	
	15	$11\,200 f_i + \sum (f_o C_L) \times V_{DD}^2$	

勝特力材料 886-3-5753170
 勝特力电子(上海) 86-21-34970699
 勝特力电子(深圳) 86-755-83298787
[Http://www.100y.com.tw](http://www.100y.com.tw)