

Absolute maximum ratings

($T_a=25^\circ\text{C}$)

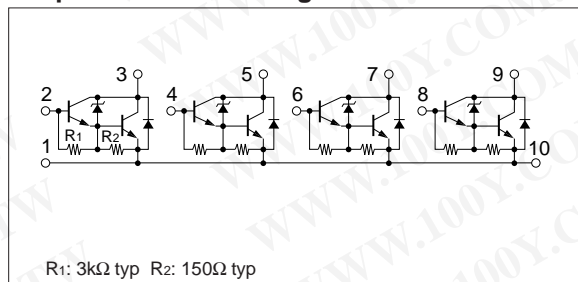
Symbol	Ratings	Unit
V_{CB0}	60±10	V
V_{CE0}	60±10	V
V_{EB0}	6	V
I_c	4	A
I_{cP}	8 (PW≤10ms, $D_u\leq 50\%$)	A
P_T	4 ($T_a=25^\circ\text{C}$)	W
	20 ($T_c=25^\circ\text{C}$)	
T_j	150	$^\circ\text{C}$
T_{stg}	-40 to +150	$^\circ\text{C}$

Electrical characteristics

($T_a=25^\circ\text{C}$)

Symbol	Specification			Unit	Conditions
	min	typ	max		
I_{CB0}			100	μA	$V_{CB}=50\text{V}$
I_{EB0}			10	mA	$V_{EB}=6\text{V}$
V_{CE0}	50	60	70	V	$I_c=10\text{mA}$
h_{FE}	1000				$V_{CE}=4\text{V}$, $I_c=3\text{A}$
$V_{CE(sat)}$			2.0	V	$I_c=3\text{A}$, $I_b=10\text{mA}$
t_{on}		1.0		μs	$V_{CC}=30\text{V}$, $I_c=3\text{A}$, $I_{B1}=-I_{B2}=10\text{mA}$
t_{stg}		4.0		μs	
t_f		1.5		μs	

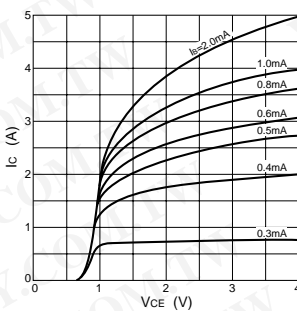
Equivalent circuit diagram



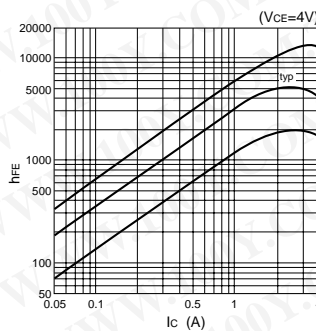
勝特力材料 886-3-5753170
 勝特力电子(上海) 86-21-34970699
 勝特力电子(深圳) 86-755-83298787
[Http://www.100y.com.tw](http://www.100y.com.tw)

Characteristic curves

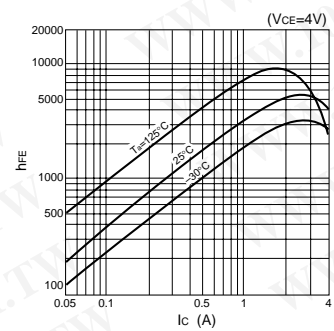
I_c - V_{CE} Characteristics (Typical)



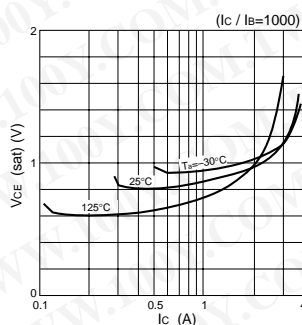
h_{FE} - I_c Characteristics (Typical)



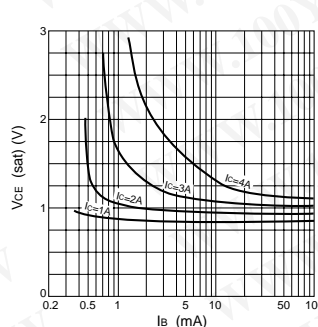
h_{FE} - I_c Temperature Characteristics (Typical)



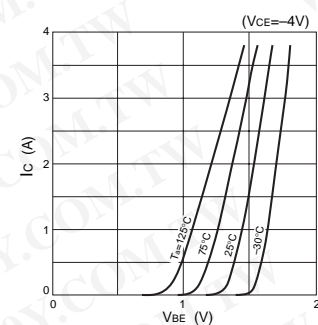
$V_{CE(sat)}$ - I_c Temperature Characteristics (Typical)



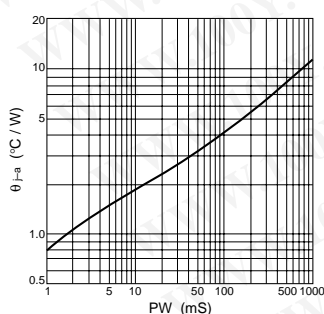
$V_{CE(sat)}$ - I_b Characteristics (Typical)



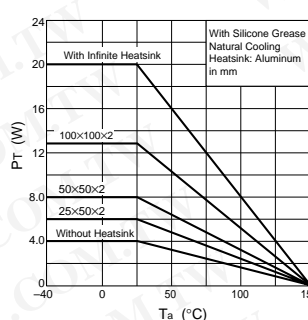
I_c - V_{BE} Temperature Characteristics (Typical)



θ_{j-a} -PW Characteristics



P_T - T_a Characteristics



Safe Operating Area (SOA)

