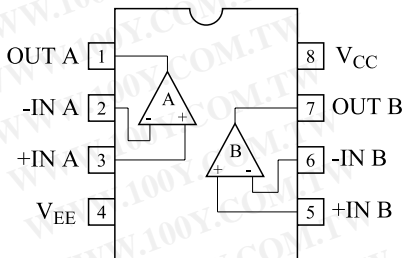


### DUAL COMPARATOR

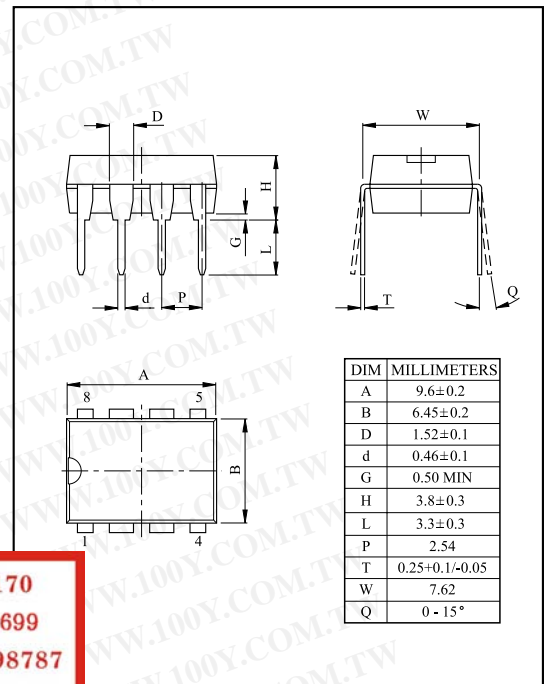
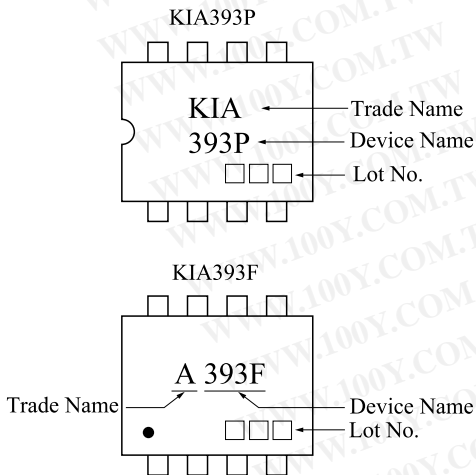
#### FEATURES

- Be Possible to Operate at the Wide Range Single or Two Supply Voltage.
- Low Supply Current :  $I_{CC}=0.8mA(Typ.)$ .
- Low Input Offset Voltage :  $V_{IO}=2mV(Typ.)$ .
- Wide Common Mode Input Voltage :  $0V_{DC}$  to  $V_{CC}-1.5V_{DC}$ .
- Output is Compatible with TTL, DTL, MOS and C-MOS.
- Output is Open Collector and Wired-OR Possible.
- ESD Protection (JEDEC-JESD22).
  - 2000V Human Body Model (A114, CLASS II).
  - 200V Machine Model (A115, CLASS B).

#### PIN CONNECTION(TOP VIEW)

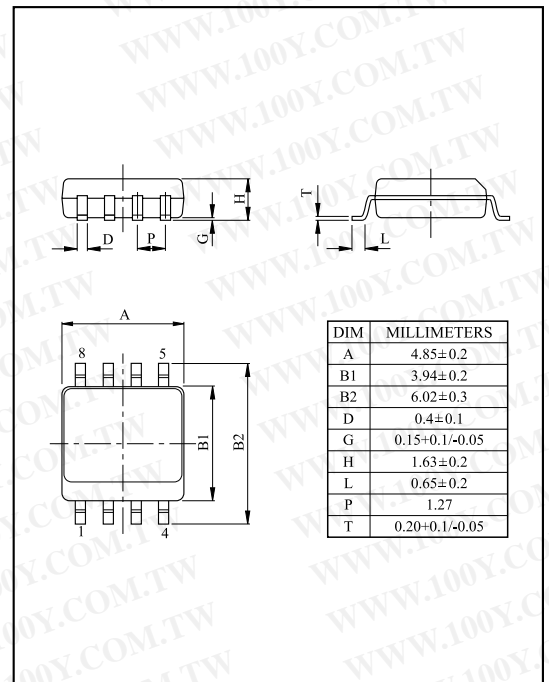


#### MARKING



勝特力材料 886-3-5753170  
 勝特力电子(上海) 86-21-34970699  
 勝特力电子(深圳) 86-755-83298787  
[Http://www.100y.com.tw](http://www.100y.com.tw)

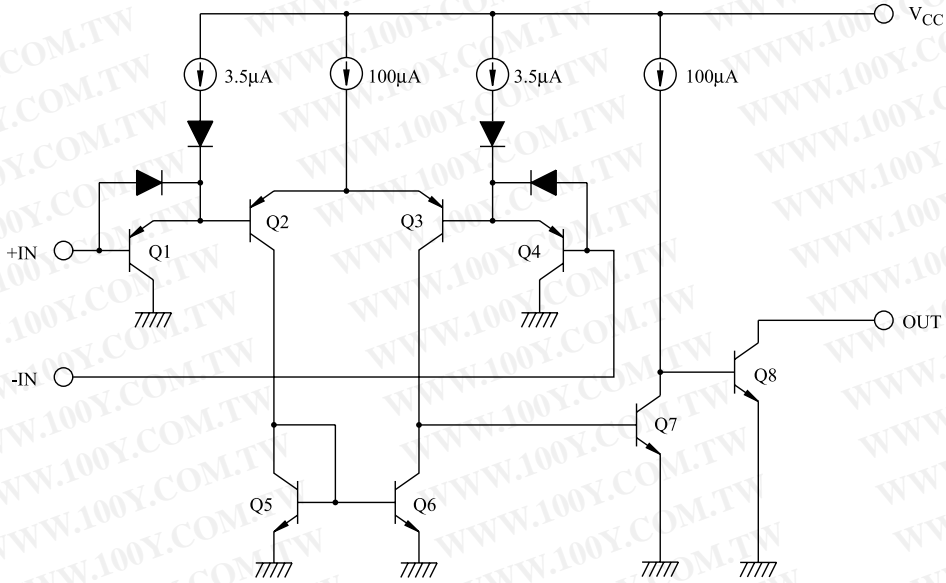
DIP-8



FLP-8

# KIA393P/F

## EQUIVALENT CIRCUIT



## MAXIMUM RATINGS (Ta=25°C)

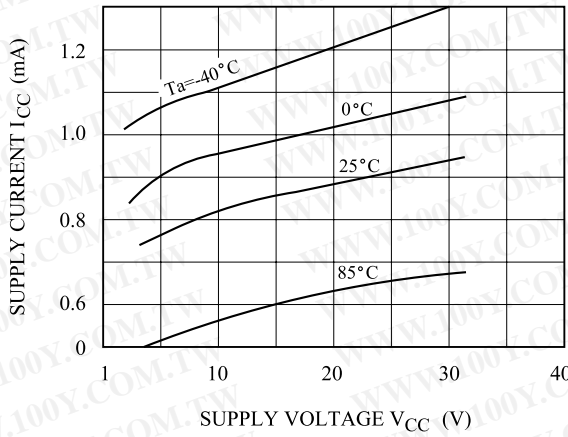
CHARACTERISTIC		SYMBOL	RATING	UNIT
Supply Voltage		$V_{CC}$	$\pm 18, 36$	V
Differential Input Voltage		$DV_{IN}$	$\pm 18, 36$	V
Common Mode Input Voltage		$CMV_{IN}$	$-0.3 \sim V_{CC}$	V
Power Dissipation	KIA393P	$P_D$	500	mW
	KIA393F		240	
Operating Temperature		$T_{opr}$	$-40 \sim 85$	°C
Storage Temperature		$T_{stg}$	$-55 \sim 125$	°C

## ELECTRICAL CHARACTERISTICS ( $V_{CC}=5V$ , $V_{EE}=GND$ , $T_a=25^\circ C$ )

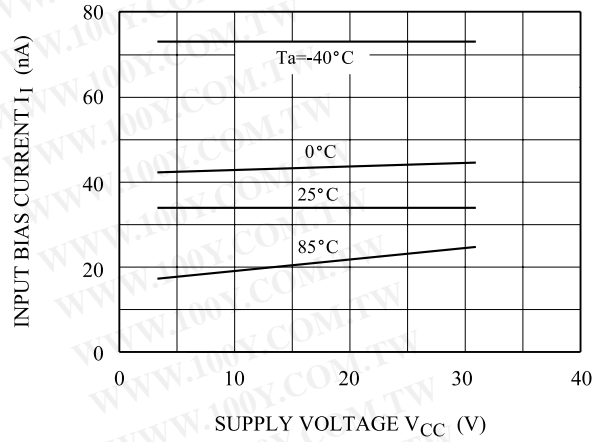
CHARACTERISTIC	SYMBOL	TEST CONDITION	MIN.	TYP.	MAX.	UNIT
Input Offset Voltage	$V_{IO}$	$V_O=1.4V$	-	2	5	mV
Input Offset Current	$I_{IO}$	-	-	5	50	nA
Input Bias Current	$I_I$	-	-	25	250	nA
Common Mode Input Voltage	$CMV_{IN}$	-	0	-	$V_{CC}-1.5$	V
Voltage Gain	$G_V$	$R_L=15k \Omega$	-	200	-	V/mV
Supply Current	$I_{CC}$	No load	-	0.8	2	mA
Sink Current	$I_{sink}$	+IN=0V, -IN=1V, $V_{OL}=1.5V$	6	16	-	mA
Output Voltage ("L" Level)	$V_{OL}$	+IN=0V, -IN=1V, $I_{sink}=3mA$	-	0.2	0.4	V
Output Leak Current	$I_{LEAK}$	+IN=1V, -IN=0V, $V_O=5V$	-	0.1	-	nA
Response Time	$t_{rsp}$	$R_L=5.1k \Omega$ , $C_L=15pF$	-	1.3	-	µs

# KIA393P/F

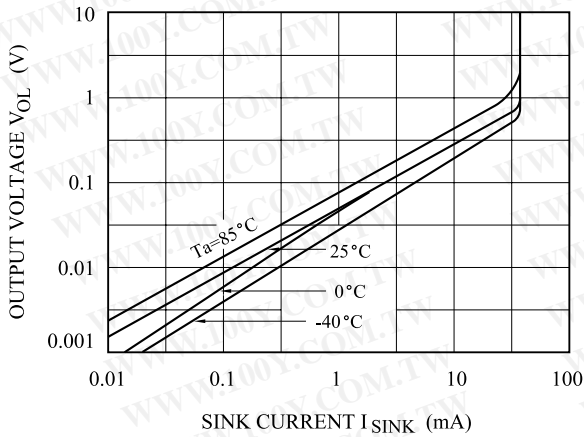
$V_{CC} - I_{CC}$



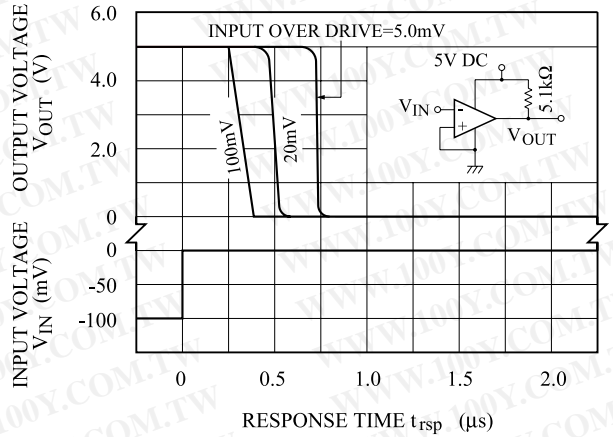
$V_{CC} - I_I$



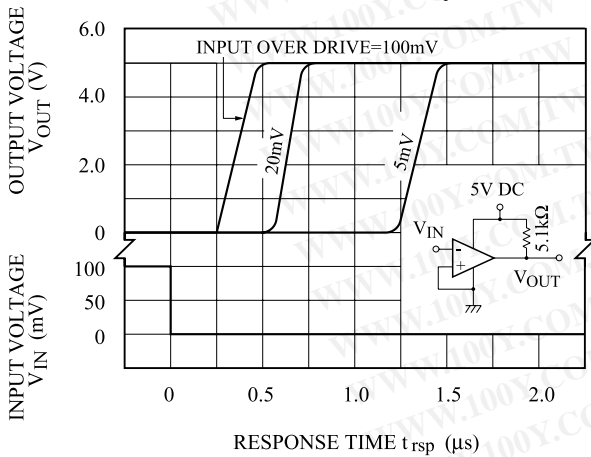
$V_{OL} - I_{SINK}$



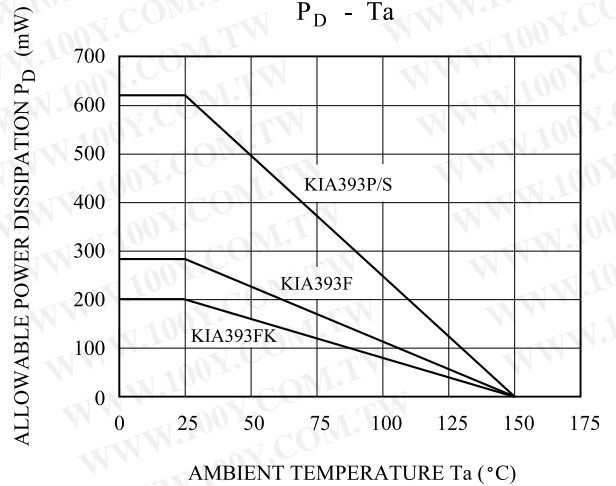
$V_{IN}, V_{OUT} - t_{rsp}$



$V_{IN}, V_{OUT} - t_{rsp}$



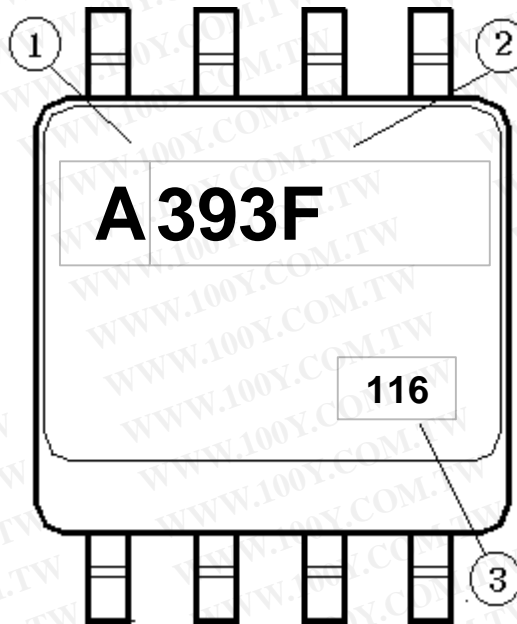
$P_D - T_a$



### 1. Marking method

Laser Marking or Ink Marking

### 2. Marking



No.	Item	Marking	Description		
1	Trade Name	A	KEC Analog Integrated Circuit		
2	Device Name	393F	KIA393F		
3	Lot No.	116	1	Year	0 ~ 9 : 2000~2009
			16	Week	16 : 16th Week

