



New Product

Si4836DY
Vishay Siliconix

N-Channel 12-V (D-S) MOSFET

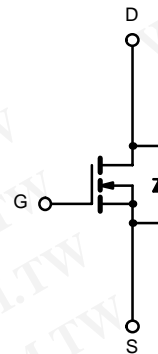
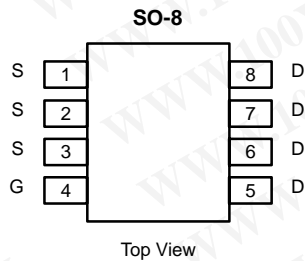
PRODUCT SUMMARY		
V_{DS} (V)	$r_{DS(on)}$ (Ω)	I_D (A)
12	0.003 @ $V_{GS} = 4.5$ V	25
	0.004 @ $V_{GS} = 2.5$ V	22
	0.005 @ $V_{GS} = 1.8$ V	19

FEATURES

- TrenchFET® Power MOSFET
- PWM Optimized
- 100% R_G Tested

APPLICATIONS

- Low Voltage Synchronous Rectification
- Low Voltage LDO Pass Transistor



勝特力材料 886-3-5753170
 勝特力电子(上海) 86-21-34970699
 勝特力电子(深圳) 86-755-83298787
[Http://www.100y.com.tw](http://www.100y.com.tw)

ABSOLUTE MAXIMUM RATINGS ($T_A = 25^\circ\text{C}$ UNLESS OTHERWISE NOTED)					
Parameter	Symbol	10 secs	Steady State	Unit	
Drain-Source Voltage	V_{DS}	12		V	
Gate-Source Voltage	V_{GS}	± 8			
Continuous Drain Current ($T_J = 150^\circ\text{C}$) ^a	I_D	$T_A = 25^\circ\text{C}$	25	17	A
		$T_A = 70^\circ\text{C}$	20	13	
Pulsed Drain Current (10 μs Pulse Width)	I_{DM}	60			
Continuous Source Current (Diode Conduction) ^a	I_S	2.9	1.3		
Maximum Power Dissipation ^a	P_D	$T_A = 25^\circ\text{C}$	3.5	1.6	W
		$T_A = 70^\circ\text{C}$	2.2	1	
Operating Junction and Storage Temperature Range	T_J, T_{stg}	-55 to 150		$^\circ\text{C}$	

THERMAL RESISTANCE RATINGS					
Parameter	Symbol	Typical	Maximum	Unit	
Maximum Junction-to-Ambient ^a	R_{thJA}	$t \leq 10$ sec	29	35	$^\circ\text{C/W}$
		Steady State	67	80	
Maximum Junction-to-Foot (Drain)	R_{thJF}	13	16		

Notes

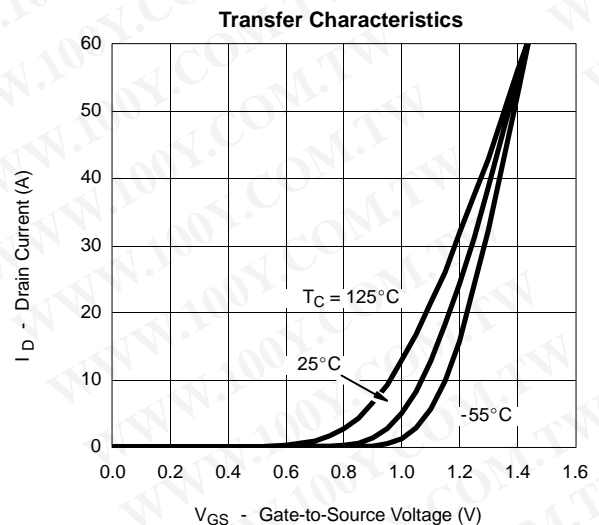
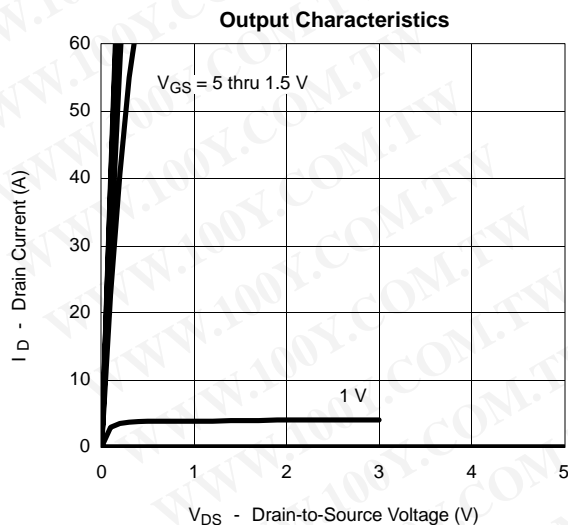
a. Surface Mounted on 1" x 1" FR4 Board.


SPECIFICATIONS (T_J = 25 °C UNLESS OTHERWISE NOTED)

Parameter	Symbol	Test Condition	Min	Typ	Max	Unit
Static						
Gate Threshold Voltage	V _{GS(th)}	V _{DS} = V _{GS} , I _D = 250 μA	0.40			V
Gate-Body Leakage	I _{GSS}	V _{DS} = 0 V, V _{GS} = ±8 V			±100	nA
Zero Gate Voltage Drain Current	I _{DSS}	V _{DS} = 9.6 V, V _{GS} = 0 V			1	μA
		V _{DS} = 9.6 V, V _{GS} = 0 V, T _J = 55 °C			5	
On-State Drain Current ^a	I _{D(on)}	V _{DS} ≥ 5 V, V _{GS} = 4.5 V	30			A
Drain-Source On-State Resistance ^a	r _{DS(on)}	V _{GS} = 4.5 V, I _D = 25 A		0.0025	0.003	Ω
		V _{GS} = 2.5 V, I _D = 22 A		0.0031	0.004	
		V _{GS} = 1.8 V, I _D = 19 A		0.004	0.005	
Forward Transconductance ^a	g _{fs}	V _{DS} = 6 V, I _D = 25 A		80		S
Diode Forward Voltage ^a	V _{SD}	I _S = 2.9 A, V _{GS} = 0 V		0.56	1.1	V
Dynamic^b						
Total Gate Charge	Q _g	V _{DS} = 6 V, V _{GS} = 4.5 V, I _D = 25 A		51	75	nC
Gate-Source Charge	Q _{gs}			6.6		
Gate-Drain Charge	Q _{gd}			9.1		
Gate Resistance	R _G		1.0	1.6	2.7	Ω
Turn-On Delay Time	t _{d(on)}	V _{DD} = 6 V, R _L = 6 Ω I _D ≅ 1 A, V _{GEN} = 10 V, R _G = 6 Ω		35	55	ns
Rise Time	t _r			41	65	
Turn-Off Delay Time	t _{d(off)}			190	290	
Fall Time	t _f			115	175	
Source-Drain Reverse Recovery Time	t _{rr}		I _F = 2.9 A, di/dt = 100 A/μs		60	

Notes

- a. Pulse test; pulse width ≤ 300 μs, duty cycle ≤ 2%.
 b. Guaranteed by design, not subject to production testing.

TYPICAL CHARACTERISTICS (25 °C UNLESS NOTED)


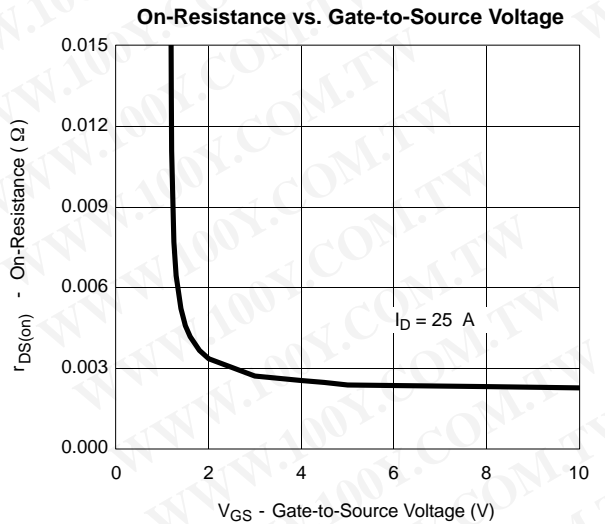
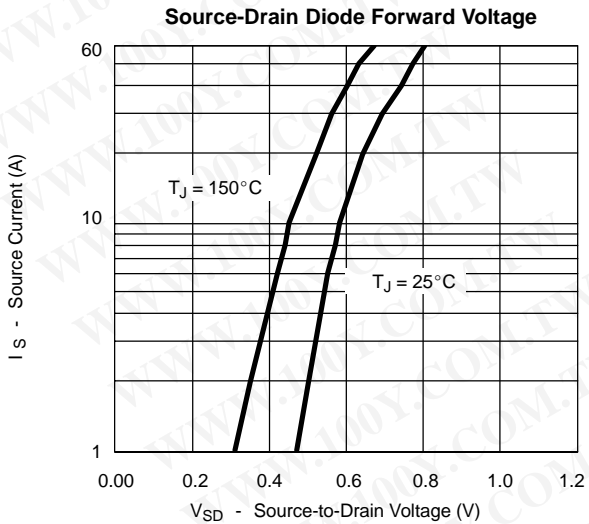
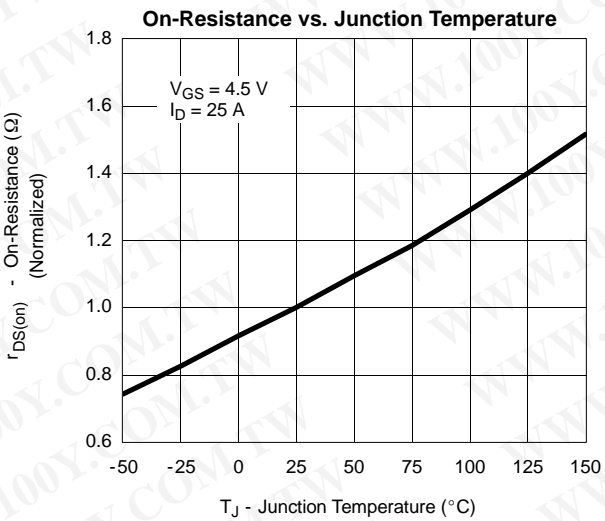
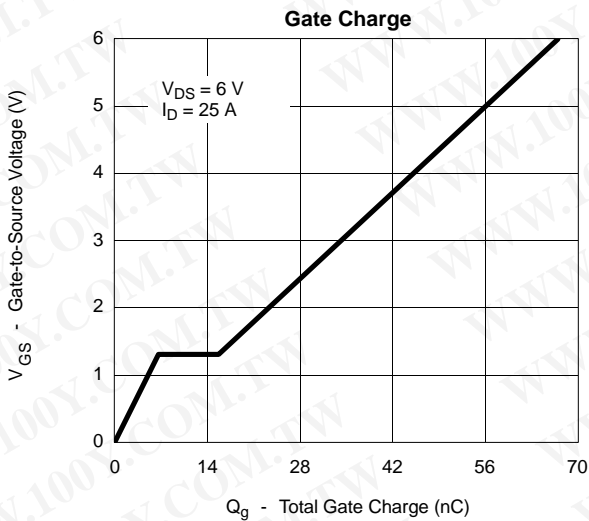
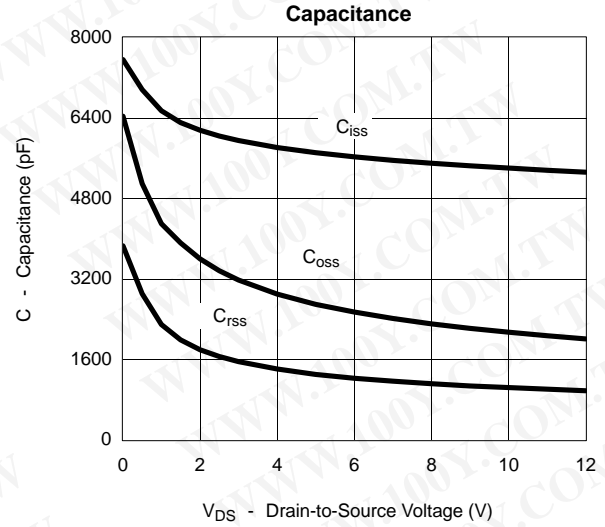
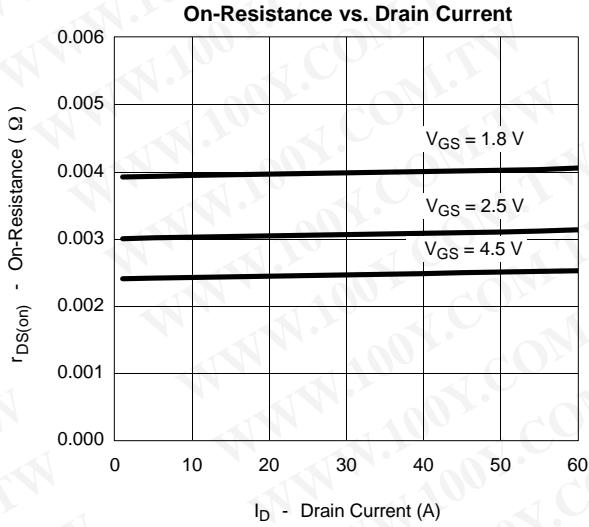


勝特力材料 886-3-5753170
 勝特力电子(上海) 86-21-34970699
 勝特力电子(深圳) 86-755-83298787
[Http://www.100y.com.tw](http://www.100y.com.tw)

Product

Si4836DY
Vishay Siliconix

TYPICAL CHARACTERISTICS (25°C UNLESS NOTED)





TYPICAL CHARACTERISTICS (25°C UNLESS NOTED)

