

TOSHIBA Field Effect Transistor Silicon N Channel MOS Type ( $\pi$ -MOSVI)

# TPC8202

Lithium Ion Battery Applications  
 Portable Equipment Applications  
 Notebook PCs

勝特力材料 886-3-5753170  
 勝特力电子(上海) 86-21-34970699  
 勝特力电子(深圳) 86-755-83298787  
[Http://www.100y.com.tw](http://www.100y.com.tw)

- 2.5-V Gate drive
- Small footprint due to small and thin package
- Low drain-source ON resistance :  $R_{DS(ON)} = 41 \text{ m}\Omega$  (typ.)
- High forward transfer admittance :  $|Y_{fs}| = 9 \text{ S}$  (typ.)
- Low leakage current :  $I_{DSS} = 10 \text{ }\mu\text{A}$  (max) ( $V_{DS} = 20 \text{ V}$ )
- Enhancement-mode :  $V_{th} = 0.5\sim 1.1 \text{ V}$  ( $V_{DS} = 10 \text{ V}$ ,  $I_D = 200 \text{ }\mu\text{A}$ )

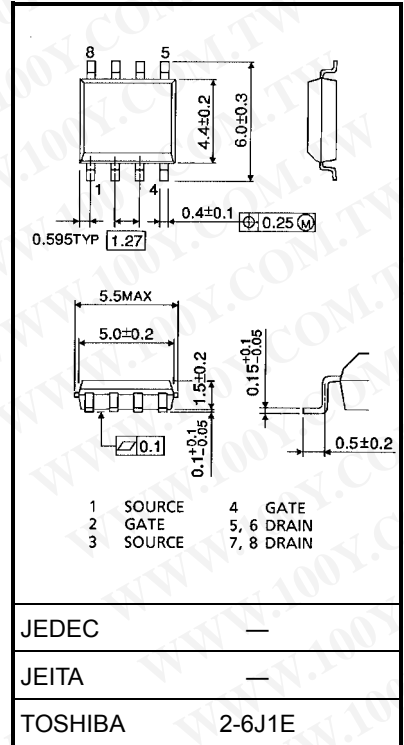
### Maximum Ratings ( $T_a = 25^\circ\text{C}$ )

Characteristics		Symbol	Rating	Unit
Drain-source voltage		$V_{DSS}$	20	V
Drain-gate voltage ( $R_{GS} = 20\text{k}\Omega$ )		$V_{DGR}$	20	V
Gate-source voltage		$V_{GSS}$	$\pm 12$	V
Drain current	D C (Note 1)	$I_D$	5	A
	Pulse (Note 1)	$I_{DP}$	20	
Drain power dissipation ( $t = 10\text{s}$ ) (Note 2a)	Single-device operation (Note 3a)	$P_{D(1)}$	1.5	W
	Single-device value at dual operation (Note 3b)	$P_{D(2)}$	1.1	
Drain power dissipation ( $t = 10\text{s}$ ) (Note 2b)	Single-device operation (Note 3a)	$P_{D(1)}$	0.75	W
	Single-device value at dual operation (Note 3b)	$P_{D(2)}$	0.45	
Single pulse avalanche energy (Note 4)		$E_{AS}$	32.5	mJ
Avalanche current (Note 1)		$I_{AR}$	5	A
Repetitive avalanche energy Single-device value at operation (Note 2a, Note 3b, Note 5)		$E_{AR}$	0.1	mJ
Channel temperature		$T_{ch}$	150	$^\circ\text{C}$
Storage temperature range		$T_{stg}$	-55~150	$^\circ\text{C}$

Note: For (Note 1), (Note 2a), (Note 2b), (Note 3a), (Note 3b), (Note 4) and (Note 5) please refer to the next page.

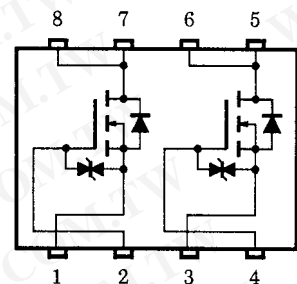
This transistor is an electrostatic sensitive device. Please handle with caution.

Unit: mm



Weight: 0.080 g (typ.)

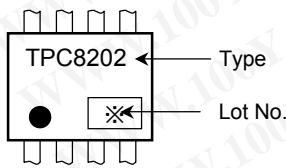
### Circuit Configuration



## Thermal Characteristics

Characteristics		Symbol	Max	Unit
Thermal resistance, channel to ambient (t = 10s)	Single-device operation (Note 3a)	R <sub>th</sub> (ch-a) (1)	83.3	°C/W
	Single-device value at dual operation (Note 3b)	R <sub>th</sub> (ch-a) (2)	114	
Thermal resistance, channel to ambient (t = 10s)	Single-device operation (Note 3a)	R <sub>th</sub> (ch-a) (1)	167	
	Single-device value at dual operation (Note 3b)	R <sub>th</sub> (ch-a) (2)	278	

## Marking (Note 6)

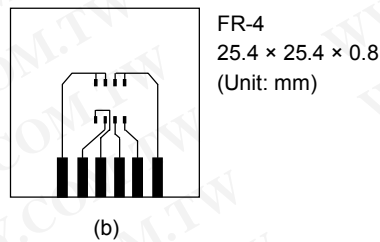
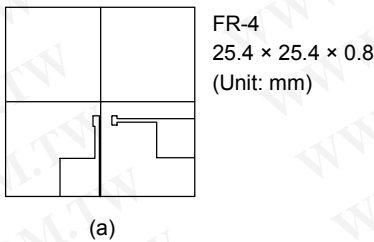


勝特力材料 886-3-5753170  
 勝特力电子(上海) 86-21-34970699  
 勝特力电子(深圳) 86-755-83298787  
[Http://www.100y.com.tw](http://www.100y.com.tw)

Note 1: Please use devices on condition that the channel temperature is below 150°C.

Note 2:

- a) Device mounted on a glass-epoxy board (a)      b) Device mounted on a glass-epoxy board (b)



Note 3:

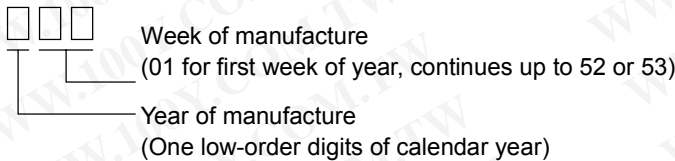
- a) The power dissipation and thermal resistance values are shown for a single device (During single-device operation, power is only applied to one device.).
- b) The power dissipation and thermal resistance values are shown for a single device (During dual operation, power is evenly applied to both devices.).

Note 4: V<sub>DD</sub> = 16 V, T<sub>ch</sub> = 25°C (initial), L = 1.0 mH, R<sub>G</sub> = 25 Ω, I<sub>AR</sub> = 5 A

Note 5: Repetitive rating; pulse width limited by maximum channel temperature.

Note 6: ● on lower right of the marking indicates Pin 1.

※ Weekly code:(Three digits)



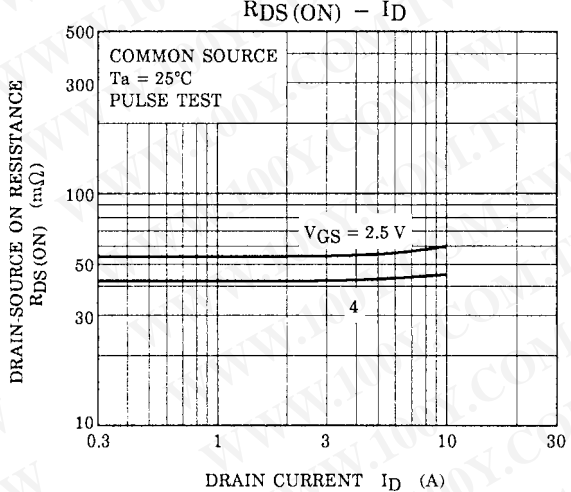
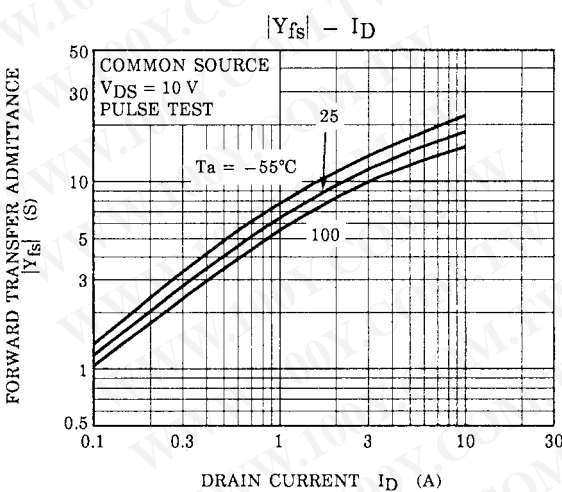
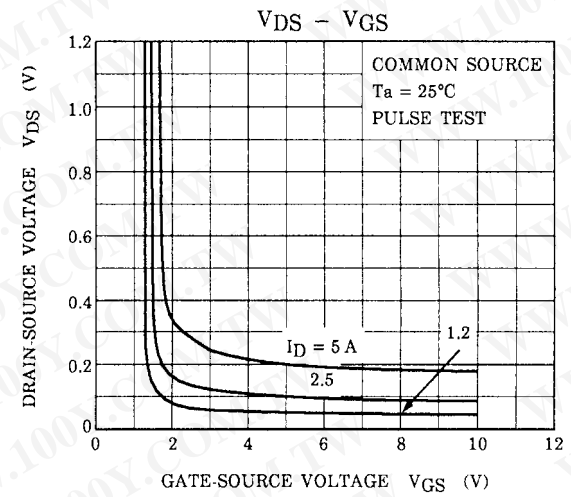
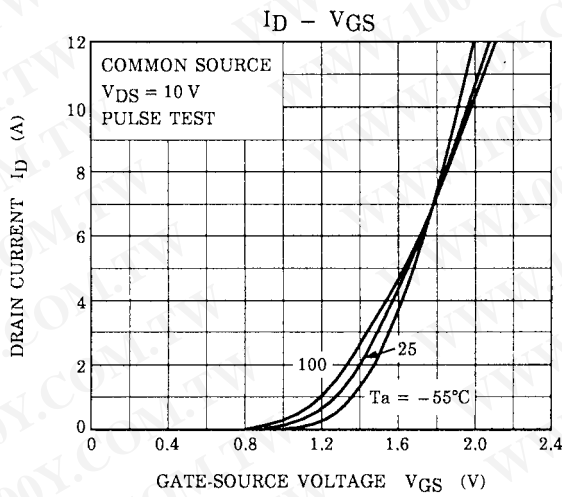
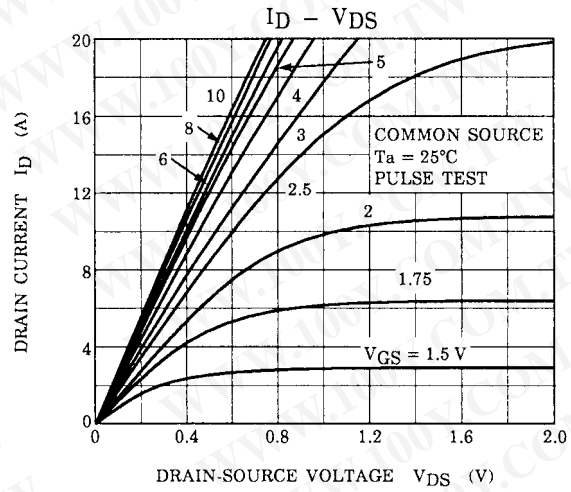
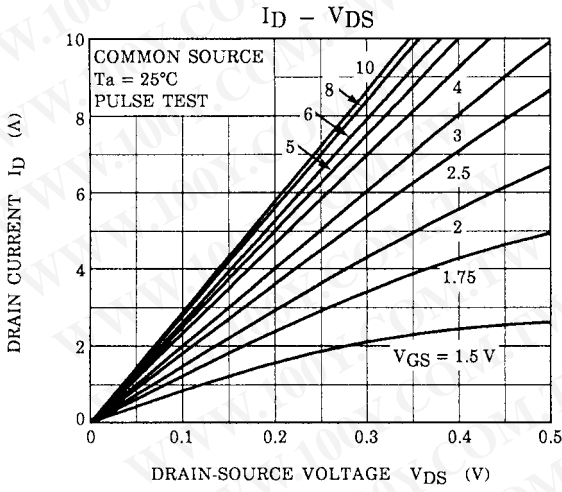
## Electrical Characteristics (Ta = 25°C)

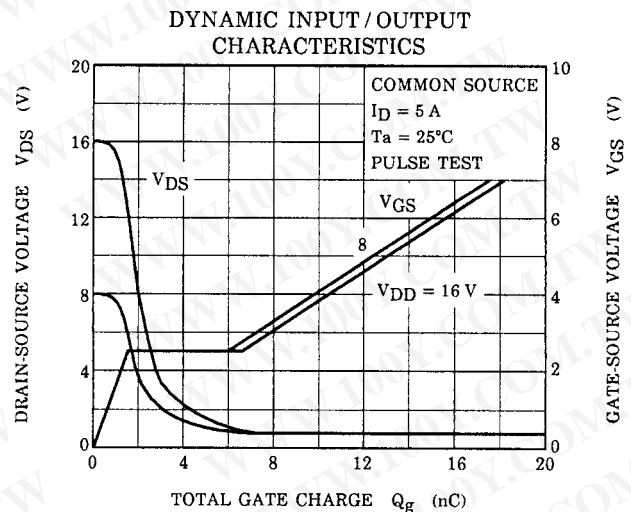
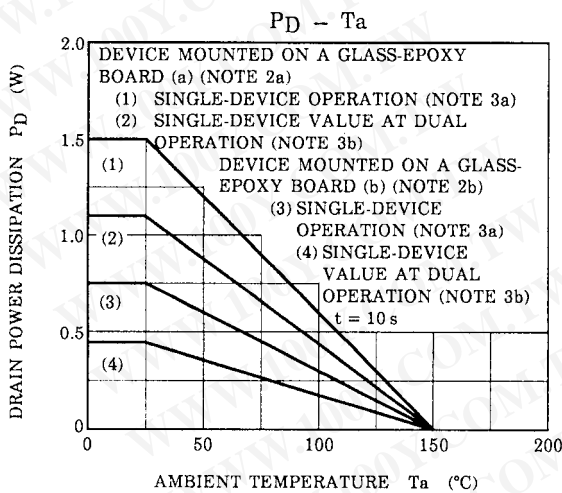
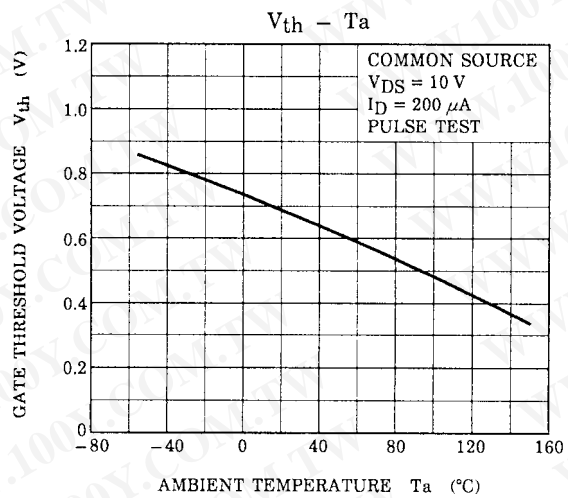
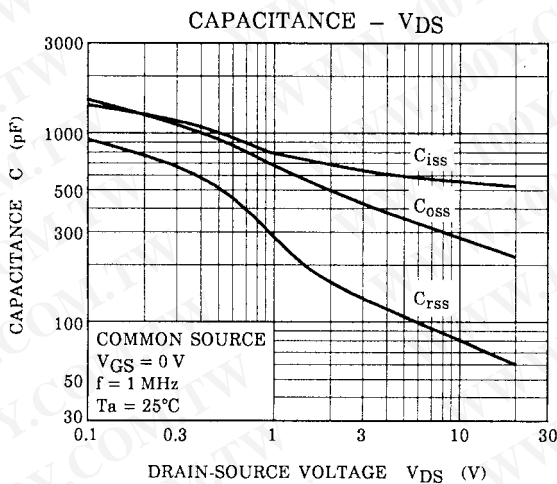
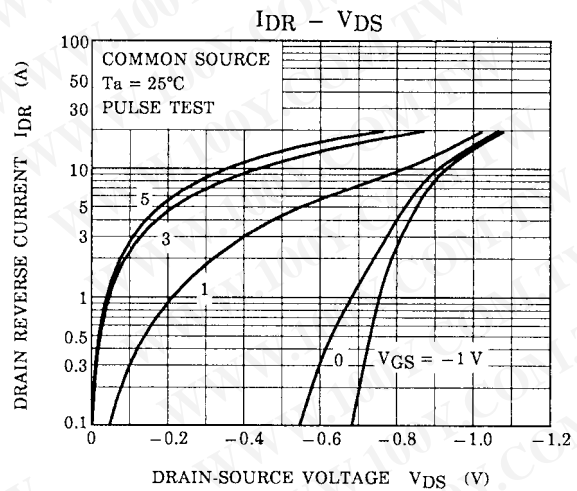
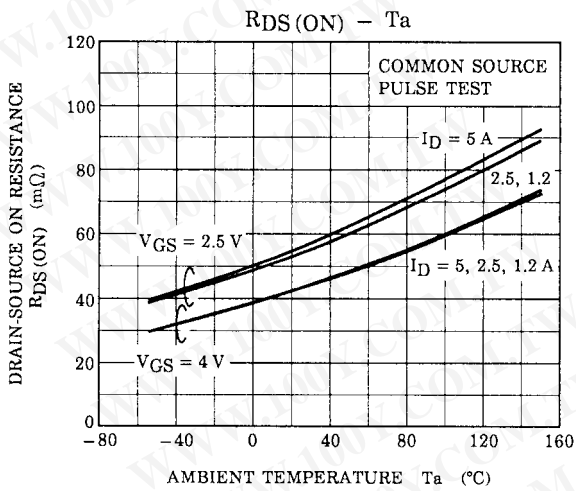
Characteristics		Symbol	Test Condition	Min	Typ.	Max	Unit
Gate leakage current		$I_{GSS}$	$V_{GS} = \pm 10\text{ V}, V_{DS} = 0\text{ V}$	—	—	$\pm 10$	$\mu\text{A}$
Drain cut-off current		$I_{DSS}$	$V_{DS} = 20\text{ V}, V_{GS} = 0\text{ V}$	—	—	10	$\mu\text{A}$
Drain-source breakdown voltage		$V_{(BR)DSS}$	$I_D = 10\text{ mA}, V_{GS} = 0\text{ V}$	20	—	—	V
Gate threshold voltage		$V_{th}$	$V_{DS} = 10\text{ V}, I_D = 200\ \mu\text{A}$	0.5	—	2.0	V
Drain-source ON resistance		$R_{DS(ON)}$	$V_{GS} = 2.5\text{ V}, I_D = 2.5\text{ A}$	—	53	70	$\text{m}\Omega$
		$R_{DS(ON)}$	$V_{GS} = 4\text{ V}, I_D = 2.5\text{ A}$	—	41	50	$\text{m}\Omega$
Forward transfer admittance		$ Y_{fs} $	$V_{DS} = 10\text{ V}, I_D = 2.5\text{ A}$	4	9	—	S
Input capacitance		$C_{iss}$	$V_{DS} = 10\text{ V}, V_{GS} = 0\text{ V}, f = 1\text{ MHz}$	—	570	—	pF
Reverse transfer capacitance		$C_{rss}$		—	80	—	
Output capacitance		$C_{oss}$		—	285	—	
Switching time	Rise time	$t_r$	<p> <math>V_{GS} = 10\text{ V}</math>  <math>V_{GS} = 0\text{ V}</math>  <math>I_D = 2.5\text{ A}</math>  <math>V_{OUT}</math>  <math>R_L = 4\ \Omega</math>  <math>V_{DD} = 10\text{ V}</math>  <math>Duty \leq 1\%, t_w = 10\ \mu\text{s}</math> </p>	—	21	—	ns
	Turn-on time	$t_{on}$		—	30	—	
	Fall time	$t_f$		—	19	—	
	Turn-off time	$t_{off}$		—	110	—	
Total gate charge (Gate-source plus gate-drain)		$Q_g$	$V_{DD} \approx 16\text{ V}, V_{GS} = 5\text{ V}, I_D = 5\text{ A}$	—	13	—	nC
Gate-source charge		$Q_{gs}$		—	8	—	
Gate-drain ("miller") charge		$Q_{gd}$		—	5	—	

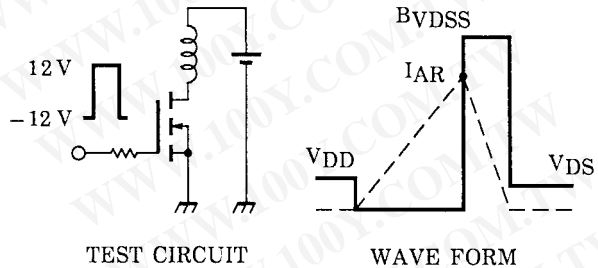
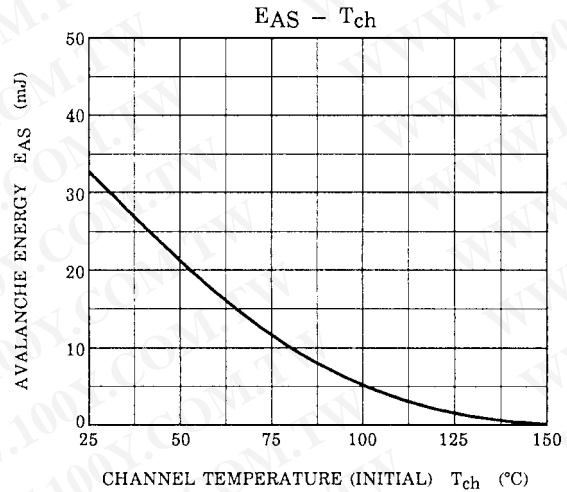
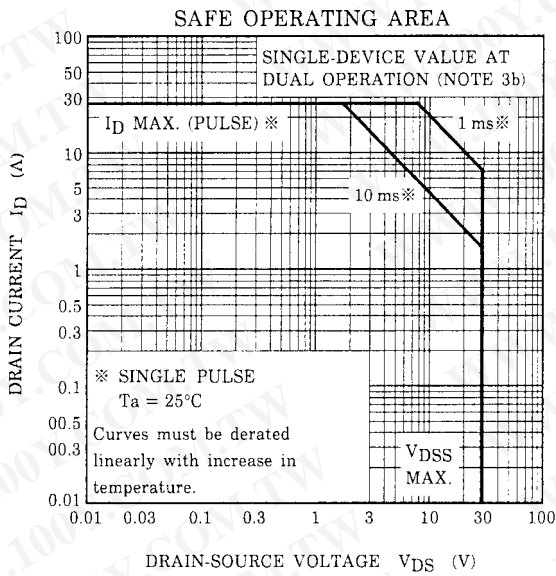
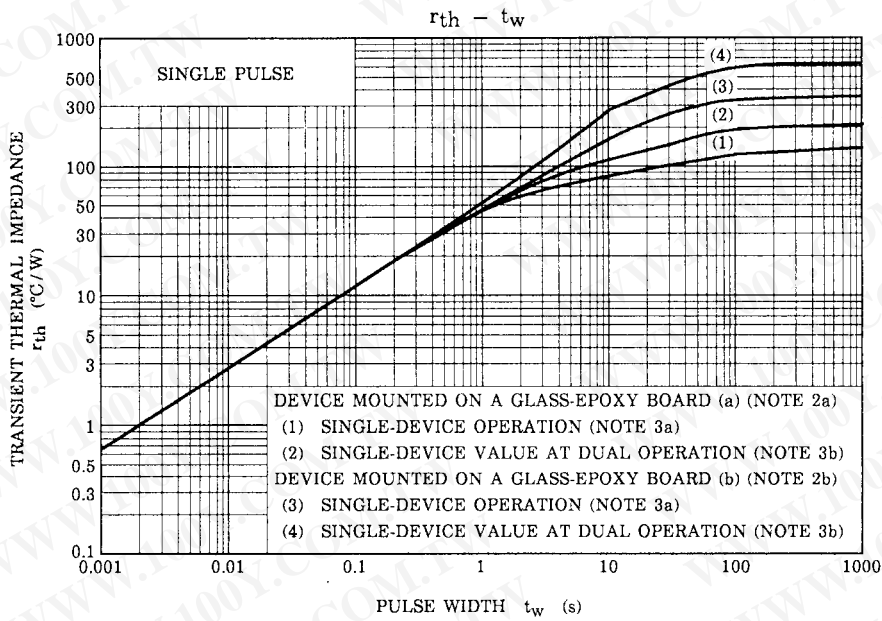
## Source-Drain Ratings and Characteristics (Ta = 25°C)

Characteristics		Symbol	Test Condition	Min	Typ.	Max	Unit
Drain reverse current	Pulse (Note 1)	$I_{DRP}$	—	—	—	20	A
Forward voltage (diode)		$V_{DSF}$	$I_{DR} = 5\text{ A}, V_{GS} = 0\text{ V}$	—	—	-1.2	V

勝特力材料 886-3-5753170  
 勝特力电子(上海) 86-21-34970699  
 勝特力电子(深圳) 86-755-83298787  
[Http://www.100y.com.tw](http://www.100y.com.tw)







$T_{ch} = 25^\circ\text{C}$  (Initial)  
 Peak  $I_{AR} = 5\text{ A}$ ,  $R_G = 25\ \Omega$   $EAS = \frac{1}{2} \cdot L \cdot I^2 \cdot \left( \frac{B_{VDSS}}{B_{VDSS} - V_{DD}} \right)$   
 $V_{DD} = 16\text{ V}$ ,  $L = 1.0\text{ mH}$

勝特力材料 886-3-5753170  
勝特力电子(上海) 86-21-34970699  
勝特力电子(深圳) 86-755-83298787  
[Http://www.100y.com.tw](http://www.100y.com.tw)

**RESTRICTIONS ON PRODUCT USE**

000707EAA

- TOSHIBA is continually working to improve the quality and reliability of its products. Nevertheless, semiconductor devices in general can malfunction or fail due to their inherent electrical sensitivity and vulnerability to physical stress. It is the responsibility of the buyer, when utilizing TOSHIBA products, to comply with the standards of safety in making a safe design for the entire system, and to avoid situations in which a malfunction or failure of such TOSHIBA products could cause loss of human life, bodily injury or damage to property.  
In developing your designs, please ensure that TOSHIBA products are used within specified operating ranges as set forth in the most recent TOSHIBA products specifications. Also, please keep in mind the precautions and conditions set forth in the "Handling Guide for Semiconductor Devices," or "TOSHIBA Semiconductor Reliability Handbook" etc..
- The TOSHIBA products listed in this document are intended for usage in general electronics applications (computer, personal equipment, office equipment, measuring equipment, industrial robotics, domestic appliances, etc.). These TOSHIBA products are neither intended nor warranted for usage in equipment that requires extraordinarily high quality and/or reliability or a malfunction or failure of which may cause loss of human life or bodily injury ("Unintended Usage"). Unintended Usage include atomic energy control instruments, airplane or spaceship instruments, transportation instruments, traffic signal instruments, combustion control instruments, medical instruments, all types of safety devices, etc.. Unintended Usage of TOSHIBA products listed in this document shall be made at the customer's own risk.
- The information contained herein is presented only as a guide for the applications of our products. No responsibility is assumed by TOSHIBA CORPORATION for any infringements of intellectual property or other rights of the third parties which may result from its use. No license is granted by implication or otherwise under any intellectual property or other rights of TOSHIBA CORPORATION or others.
- The information contained herein is subject to change without notice.