



# DB151G THRU DB157G

Single Phase 1.5 AMPS. Glass Passivated Bridge Rectifiers



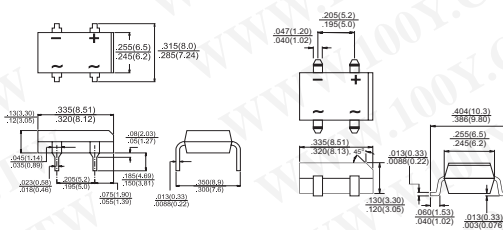
Voltage Range  
50 to 1000 Volts  
Current  
1.5 Amperes

## Features

- ✦ UL Recognized File # E-96005
- ✦ Glass passivated junction
- ✦ Ideal for printed circuit board
- ✦ Reliable low cost construction utilizing molded plastic technique
- ✦ High surge current capability
- ✦ High temperature soldering guaranteed: 260°C / 10 seconds at 5 lbs., ( 2.3 kg ) tension
- ✦ Small size, simple installation
- ✦ Leads solderable per MIL-STD-202 Method 208

**DB**

**DBS**



Dimensions in inches and (millimeters)

## Maximum Ratings and Electrical Characteristics

Rating at 25°C ambient temperature unless otherwise specified.

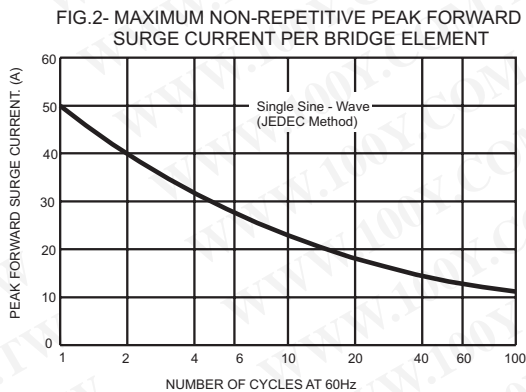
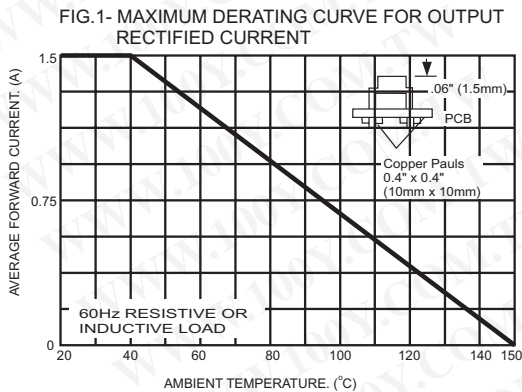
Single phase, half wave, 60 Hz, resistive or inductive load.

For capacitive load, derate current by 20%

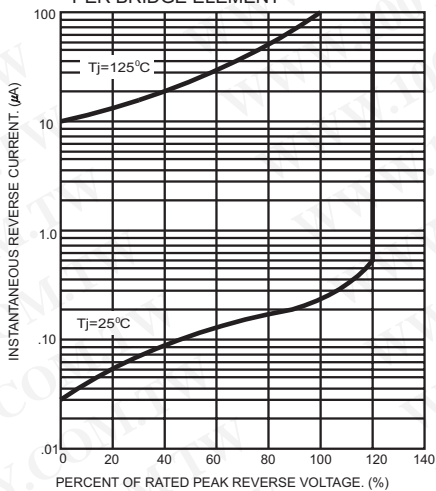
Type Number	Symbol	DB	DB	DB	DB	DB	DB	DB	Units
		151G	152G	153G	154G	155G	156G	157G	
Maximum Recurrent Peak Reverse Voltage	$V_{RRM}$	50	100	200	400	600	800	1000	V
Maximum RMS Voltage	$V_{RMS}$	35	70	140	280	420	560	700	V
Maximum DC Blocking Voltage	$V_{DC}$	50	100	200	400	600	800	1000	V
Maximum Average Forward Rectified Current @ $T_A = 40^\circ\text{C}$	$I_{(AV)}$	1.5							A
Peak Forward Surge Current, 8.3 ms Single Half Sine-wave Superimposed on Rated Load (JEDEC method)	$I_{FSM}$	50							A
Maximum Instantaneous Forward Voltage @ 1.5A	$V_F$	1.1							V
Maximum DC Reverse Current @ $T_A=25^\circ\text{C}$ at Rated DC Blocking Voltage @ $T_A=125^\circ\text{C}$	$I_R$	10 500							$\mu\text{A}$ $\mu\text{A}$
Typical Thermal Resistance (Note)	$R_{\theta JA}$ $R_{\theta JL}$	40 15							$^\circ\text{C}/\text{w}$
Operating Temperature Range	$T_J$	-55 to +150							$^\circ\text{C}$
Storage Temperature Range	$T_{STG}$	-55 to +150							$^\circ\text{C}$

Note: Thermal resistance from Junction to Ambient and from Junction to Lead Mounted on P.C.B. with 0.4" x 0.4" (10mm x 10mm) Copper Pads.

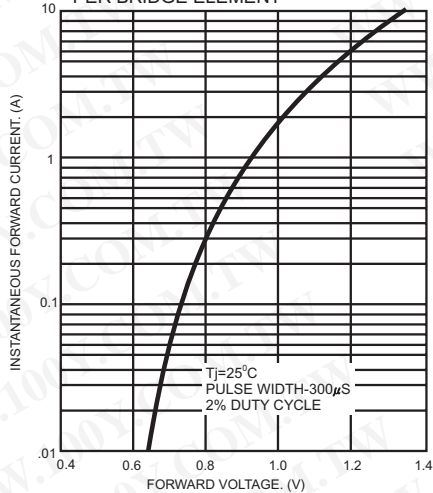
## RATINGS AND CHARACTERISTIC CURVES (DB151G THRU DB157G)



**FIG. 3- TYPICAL REVERSE CHARACTERISTICS PER BRIDGE ELEMENT**



**FIG. 4- TYPICAL FORWARD CHARACTERISTICS PER BRIDGE ELEMENT**



**FIG. 5- TYPICAL JUNCTION CAPACITANCE PER BRIDGE ELEMENT**

