

Interface and switching (60V, 115mA)

RK7002

勝特力材料 886-3-5753170
 勝特力电子(上海) 86-21-34970699
 勝特力电子(深圳) 86-755-83298787
[Http://www.100y.com.tw](http://www.100y.com.tw)

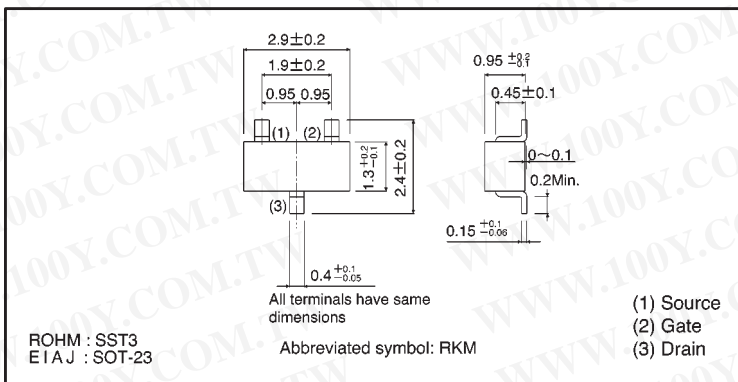
●Features

- 1) Low on-resistance.
- 2) Fast switching speed.
- 3) Low-voltage drive.
- 4) Easily designed drive circuits.
- 5) Easy to parallel.

●Structure

Silicon N-channel
MOSFET

●External dimensions (Units: mm)



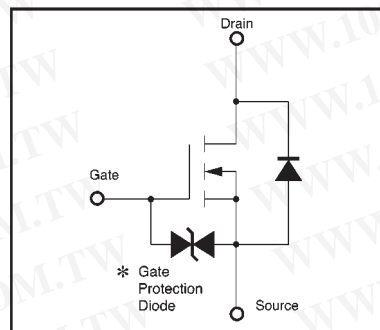
●Absolute maximum ratings (Ta = 25°C)

Parameter	Symbol	Limits	Unit
Drain-source voltage	V _{DSS}	60	V
Gate-source voltage	V _{GSS}	±20	V
Drain current	Continuous	I _D	115 mA
	Pulsed	I _{DP} *1	800 mA
Reverse drain current	Continuous	I _{DR}	115 mA
	Pulsed	I _{DRP} *1	800 mA
Total power dissipation	P _D *2	225	mW
Channel temperature	T _{ch}	150	°C
Storage temperature	T _{stg}	-55~+150	°C

*1 P_w ≤ 10 μs, Duty cycle ≤ 1%

*2 When mounted on a 1 × 0.75 × 0.062 inch glass epoxy board.

●Equivalent circuit



* A protection diode has been built in between the gate and the source to protect against static electricity when the product is in use. Use the protection circuit when fixed voltages are exceeded.

●Electrical characteristics (Ta = 25°C)

Parameter	Symbol	Min.	Typ.	Max.	Unit	Test Conditions
Gate-source leakage	I _{GSS}	—	—	±10	μA	V _{GS} =±20V, V _{DS} =0V
Drain-source breakdown voltage	V _{(BR) DSS}	60	—	—	V	I _D =10 μA, V _{GS} =0V
Zero gate voltage drain current	I _{DSS}	—	—	1.0	μA	V _{DS} =60V, V _{GS} =0V
Gate threshold voltage	V _{GS(th)}	1.0	1.85	2.5	V	V _{DS} =10V, I _D =1mA
Static drain-source on-state resistance	R _{DS(on)*}	—	—	7.5	Ω	I _D =0.5A, V _{GS} =10V
		—	—	7.5		I _D =0.05A, V _{GS} =5V
Forward transfer admittance	Y _{fs} *	80	—	—	mS	I _D =0.2A, V _{DS} =10V
Input capacitance	C _{iss}	—	25	50	pF	V _{DS} =25V
Output capacitance	C _{oss}	—	10	25	pF	V _{GS} =0V
Reverse transfer capacitance	C _{rss}	—	3.0	5.0	pF	f=1MHz
Turn-on delay time	t _{d(on)*}	—	12	20	ns	I _D =0.2A, V _{DD} =30V, V _{GS} =10V,
Turn-off delay time	t _{d(off)*}	—	20	30	ns	R _L =150Ω, R _G =10Ω

* Pw ≤ 300 μs, Duty cycle ≤ 1%

●Packaging specifications

Type	Package	Taping
	Code	T116
	Basic ordering unit (pieces)	3000
RK7002		○

勝特力材料 886-3-5753170
勝特力电子(上海) 86-21-34970699
勝特力电子(深圳) 86-755-83298787
[Http://www.100y.com.tw](http://www.100y.com.tw)

●Electrical characteristic curves

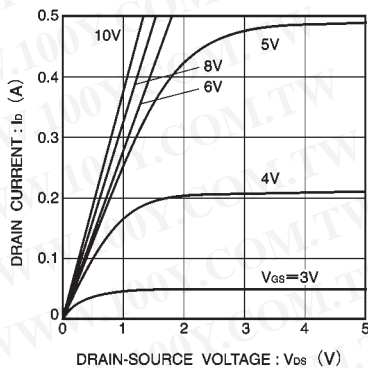


Fig.1 Typical output characteristics

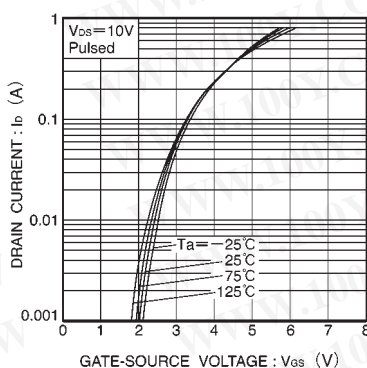


Fig.2 Typical transfer characteristics

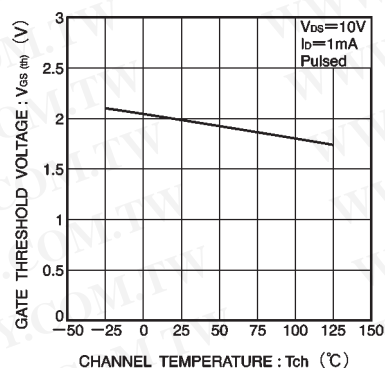


Fig.3 Gate threshold voltage vs. channel temperature

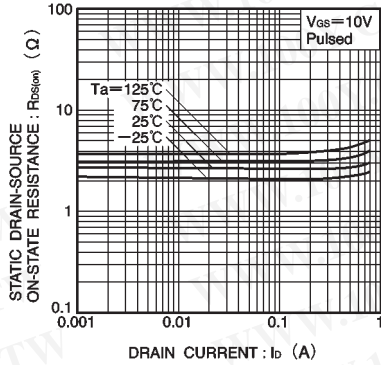


Fig. 4 Static drain-source on-state resistance vs. drain current (I)

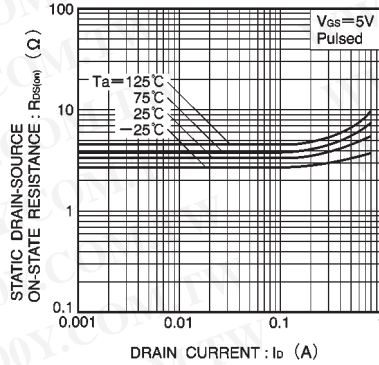


Fig. 5 Static drain-source on-state resistance vs. drain current (II)

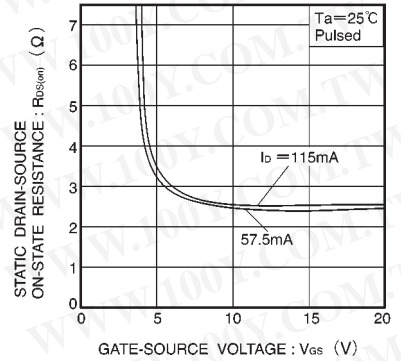


Fig. 6 Static drain-source on-state resistance vs. gate-source voltage

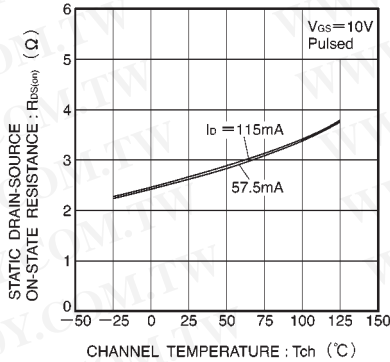


Fig. 7 Static drain-source on-state resistance vs. channel temperature

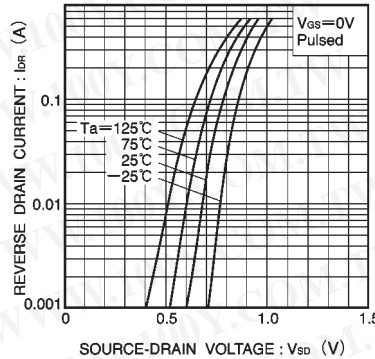


Fig. 8 Reverse drain current vs. source-drain voltage (I)

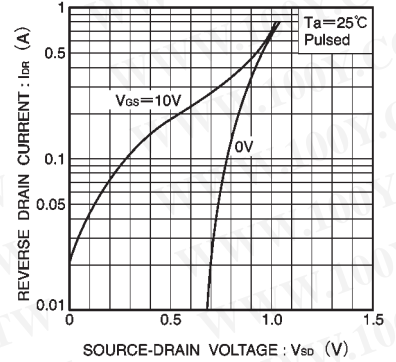


Fig. 9 Reverse drain current vs. source-drain voltage (II)

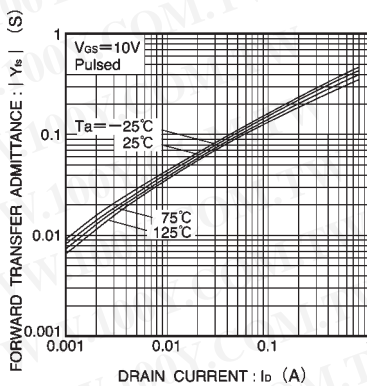


Fig. 10 Forward transfer admittance vs. drain current

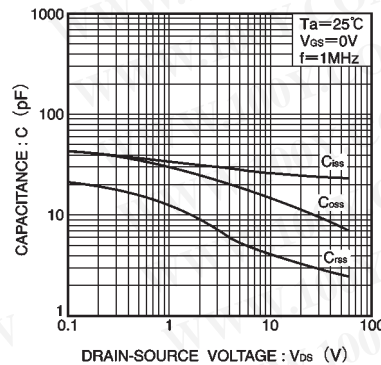


Fig. 11 Typical capacitance vs. drain-source voltage

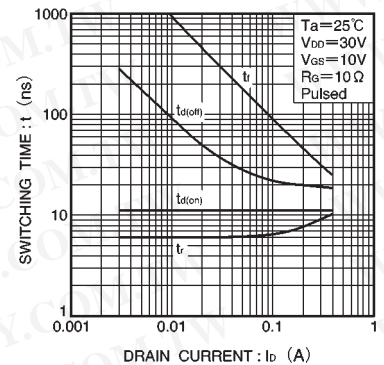


Fig. 12 Switching characteristics
 (See Figures 13 and 14 for the measurement circuit and resultant waveforms)

● Switching characteristics measurement circuit

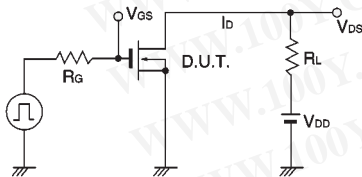


Fig.13 Switching time measurement circuit

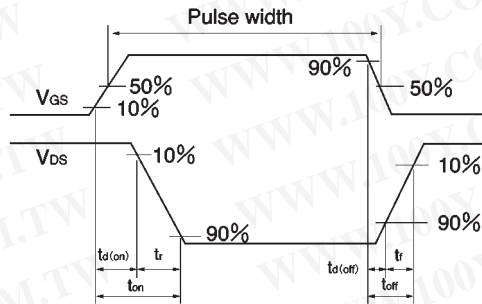


Fig.14 Switching time waveforms

勝特力材料 886-3-5753170
 勝特力电子(上海) 86-21-34970699
 勝特力电子(深圳) 86-755-83298787
[Http://www.100y.com.tw](http://www.100y.com.tw)