

Interface and switching (30V, 200mA)

2SK2731

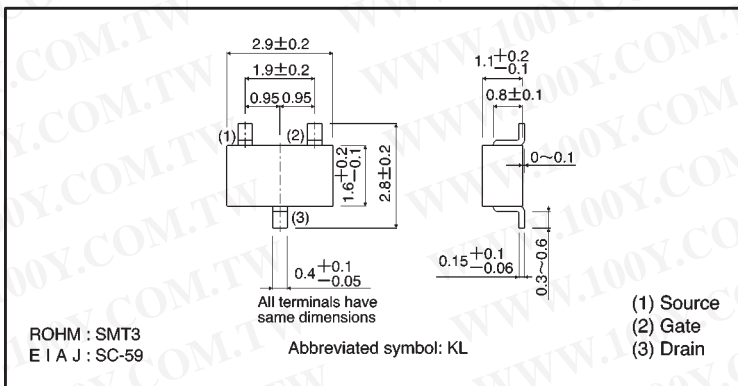
●Features

- 1) Low on-resistance.
- 2) Fast switching speed.
- 3) Low-voltage drive (4V).
- 4) Easily designed drive circuits.
- 5) Easy to parallel.

●Structure

Silicon N-channel
MOSFET

●External dimensions (Units: mm)

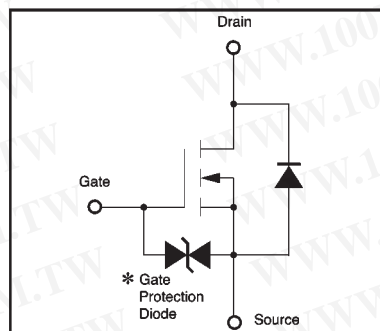


●Absolute maximum ratings (Ta = 25°C)

Parameter	Symbol	Limits	Unit
Drain-source voltage	V _{DSS}	30	V
Gate-source voltage	V _{GSS}	±20	V
Drain current	Continuous	I _D	200 mA
	Pulsed	I _{DP} *	800 mA
Reverse drain current	Continuous	I _{DR}	200 mA
	Pulsed	I _{DRP} *	800 mA
Total power dissipation	P _D	200	mW
Channel temperature	T _{ch}	150	°C
Storage temperature	T _{stg}	-55~+150	°C

* Pw ≤ 10 μs, Duty cycle ≤ 1%

●Equivalent circuit



* A protection diode is included between the gate and the source terminals to protect the diode against static electricity when the product is in use. Use a protection circuit when the fixed voltage are exceeded.

勝特力材料 86-3-5753170
 勝特力电子(上海) 86-21-34970699
 勝特力电子(深圳) 86-755-83298787
[Http://www.100y.com.tw](http://www.100y.com.tw)

●Electrical characteristics (Ta = 25°C)

Parameter	Symbol	Min.	Typ.	Max.	Unit	Test Conditions
Gate-source leakage	I_{GSS}	—	—	± 10	μA	$V_{GS} = \pm 20V, V_{DS} = 0V$
Drain-source breakdown voltage	$V_{(BR)DSS}$	30	—	—	V	$I_D = 1mA, V_{GS} = 0V$
Zero gate voltage drain current	I_{DSS}	—	—	10	μA	$V_{DS} = 30V, V_{GS} = 0V$
Gate threshold voltage	$V_{GS(th)}$	1.0	—	2.5	V	$V_{DS} = 10V, I_D = 1mA$
Static drain-source on-state resistance	$R_{DS(on)}$	—	1.5	2.8	Ω	$I_D = 0.1A, V_{GS} = 10V$
		—	2.8	4.5		$I_D = 0.1A, V_{GS} = 4V$
Forward transfer admittance	$ Y_{fs} ^{*}$	100	—	—	mS	$I_D = 0.1A, V_{DS} = 10V$
Input capacitance	C_{iss}	—	25	—	pF	$V_{DS} = 10V$
Output capacitance	C_{oss}	—	15	—	pF	$V_{GS} = 0V$
Reverse transfer capacitance	C_{rss}	—	10	—	pF	$f = 1MHz$
Turn-on delay time	$t_d(on)$	—	15	—	ns	$I_D = 0.1A, V_{DD} = 15V$
Rise time	t_r	—	20	—	ns	$V_{GS} = 10V$
Turn-off delay time	$t_d(off)$	—	90	—	ns	$R_L = 150\Omega$
Fall time	t_f	—	100	—	ns	$R_G = 10\Omega$

* $P_w \leq 300 \mu s, Duty\ cycle \leq 1\%$

●Packaging specifications

Type	Package	Taping
	Code	T146
	Basic ordering unit (pieces)	3000
2SK2731		○

勝特力材料 86-3-5753170
 勝特力电子(上海) 86-21-34970699
 勝特力电子(深圳) 86-755-83298787
[Http://www.100y.com.tw](http://www.100y.com.tw)

●Electrical characteristic curves

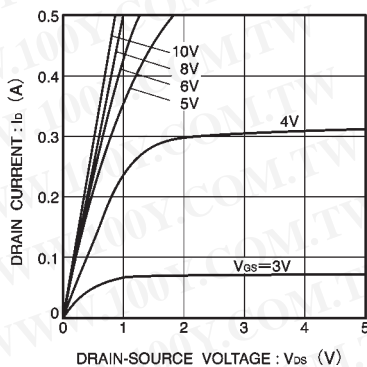


Fig.1 Typical output characteristics

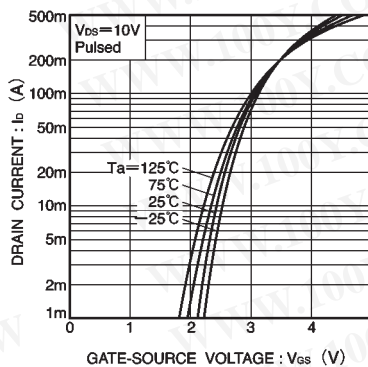


Fig.2 Typical transfer characteristics

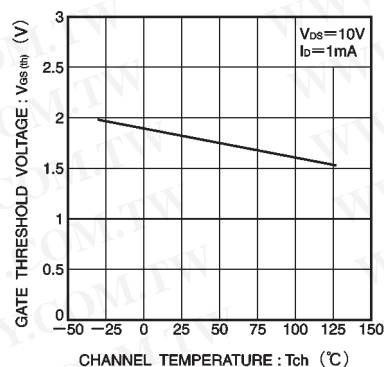


Fig.3 Gate threshold voltage vs. channel temperature

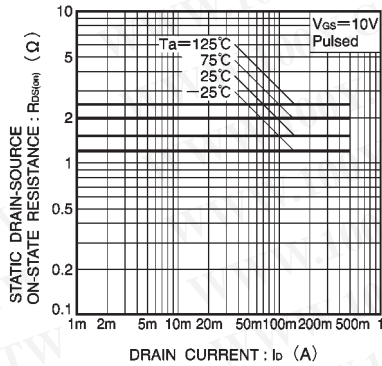


Fig.4 Static drain-source on-state resistance vs. drain current (I)

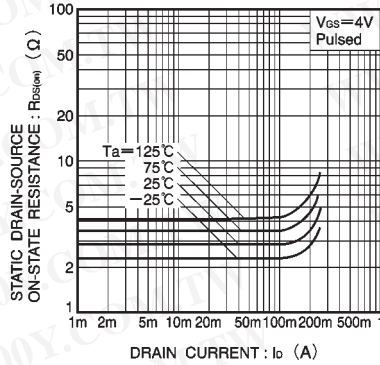


Fig.5 Static drain-source on-state resistance vs. drain current (II)

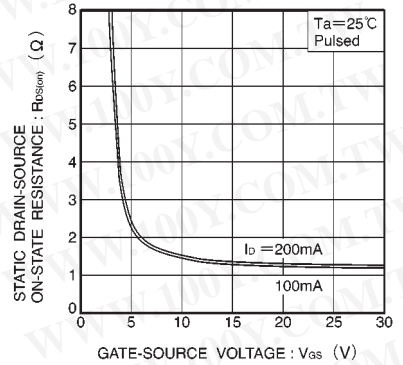


Fig.6 Static drain-source on-state resistance vs. gate-source voltage

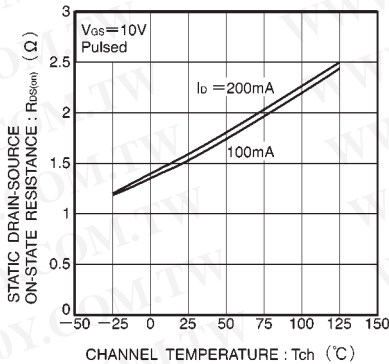


Fig.7 Static drain-source on-state resistance vs. channel temperature

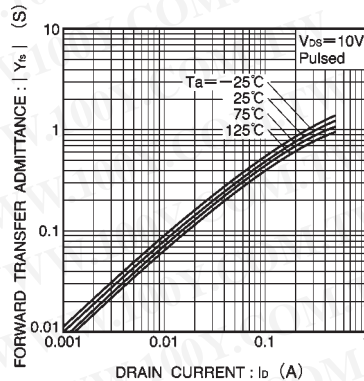


Fig.8 Forward transfer admittance vs. drain current

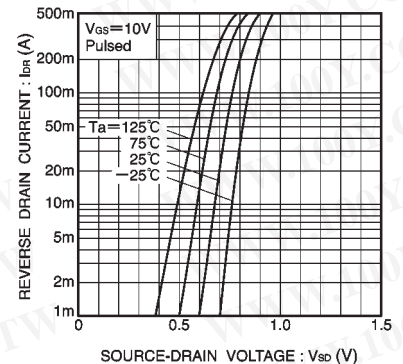


Fig.9 Reverse drain current vs. source-drain voltage (I)

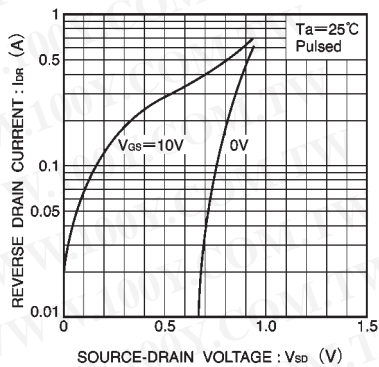


Fig.10 Reverse drain current vs. source-drain voltage (II)

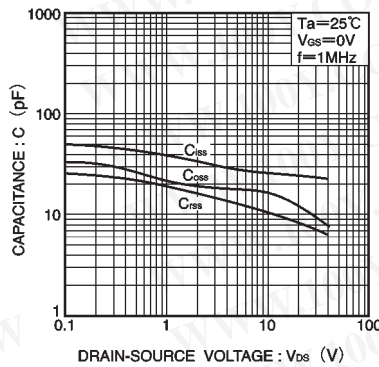


Fig.11 Typical capacitance vs. drain-source voltage

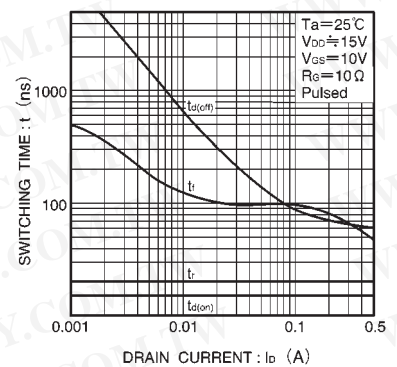


Fig.12 Switching characteristics (See Figures 13 and 14 for the measurement circuit and resultant waveforms)

● Switching characteristics measurement circuit

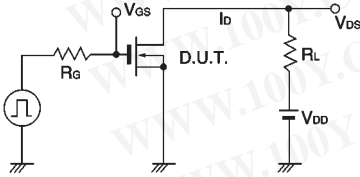


Fig.13 Switching time measurement circuit

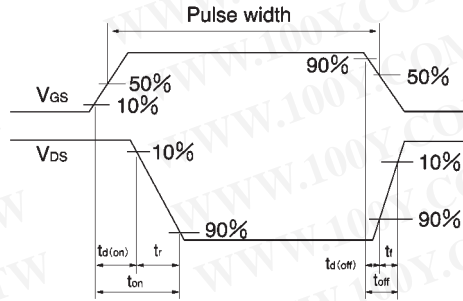


Fig.14 Switching time waveforms

勝特力材料 886-3-5753170
 勝特力电子(上海) 86-21-34970699
 勝特力电子(深圳) 86-755-83298787
[Http://www.100y.com.tw](http://www.100y.com.tw)

Appendix

Notes

- No technical content pages of this document may be reproduced in any form or transmitted by any means without prior permission of ROHM CO.,LTD.
- The contents described herein are subject to change without notice. The specifications for the product described in this document are for reference only. Upon actual use, therefore, please request that specifications to be separately delivered.
- Application circuit diagrams and circuit constants contained herein are shown as examples of standard use and operation. Please pay careful attention to the peripheral conditions when designing circuits and deciding upon circuit constants in the set.
- Any data, including, but not limited to application circuit diagrams information, described herein are intended only as illustrations of such devices and not as the specifications for such devices. ROHM CO.,LTD. disclaims any warranty that any use of such devices shall be free from infringement of any third party's intellectual property rights or other proprietary rights, and further, assumes no liability of whatsoever nature in the event of any such infringement, or arising from or connected with or related to the use of such devices.
- Upon the sale of any such devices, other than for buyer's right to use such devices itself, resell or otherwise dispose of the same, no express or implied right or license to practice or commercially exploit any intellectual property rights or other proprietary rights owned or controlled by
- ROHM CO., LTD. is granted to any such buyer.
- Products listed in this document use silicon as a basic material.
Products listed in this document are no antiradiation design.

The products listed in this document are designed to be used with ordinary electronic equipment or devices (such as audio visual equipment, office-automation equipment, communications devices, electrical appliances and electronic toys).

Should you intend to use these products with equipment or devices which require an extremely high level of reliability and the malfunction of which would directly endanger human life (such as medical instruments, transportation equipment, aerospace machinery, nuclear-reactor controllers, fuel controllers and other safety devices), please be sure to consult with our sales representative in advance.

About Export Control Order in Japan

Products described herein are the objects of controlled goods in Annex 1 (Item 16) of Export Trade Control Order in Japan.

In case of export from Japan, please confirm if it applies to "objective" criteria or an "informed" (by MITI clause) on the basis of "catch all controls for Non-Proliferation of Weapons of Mass Destruction.