

Switching (500V, 2A)

2SK2715

勝特力材料 886-3-5753170
 勝特力电子(上海) 86-21-34970699
 勝特力电子(深圳) 86-755-83298787
[Http://www.100y.com.tw](http://www.100y.com.tw)

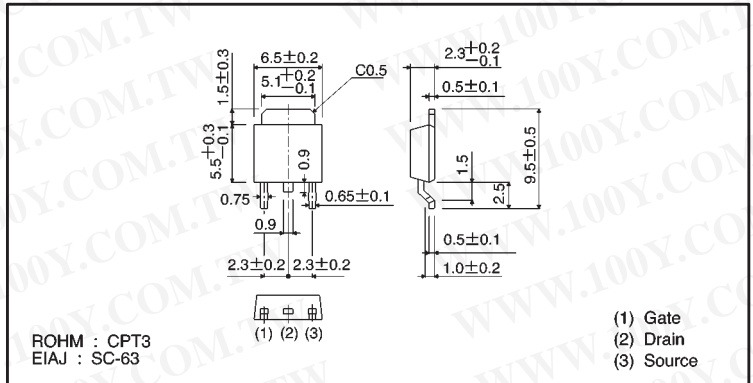
●Features

- 1) Low on-resistance.
- 2) Fast switching speed.
- 3) Wide SOA (safe operating area).
- 4) Gate-source voltage (V_{GS}) guaranteed to be $\pm 30V$.
- 5) Easily designed drive circuits.
- 6) Easy to use in parallel.

●Structure

Silicon N-channel
 MOSFET

●External dimensions (Units: mm)



●Absolute maximum ratings ($T_a = 25^\circ\text{C}$)

Parameter	Symbol	Limits	Unit	
Drain-source voltage	V_{DS}	500	V	
Gate-source voltage	V_{GS}	± 30	V	
Drain current	Continuous	I_D	2	A
	Pulsed	I_{DP}^*	6	A
Reverse drain current	Continuous	I_{DR}	2	A
	Pulsed	I_{DRP}^*	6	A
Total power dissipation ($T_c=25^\circ\text{C}$)	P_D	20	W	
Channel temperature	T_{ch}	150	$^\circ\text{C}$	
Storage temperature	T_{stg}	$-55 \sim +150$	$^\circ\text{C}$	

* $P_w \leq 10 \mu\text{s}$, Duty cycle $\leq 1\%$

●Packaging specifications

Type	Package	Taping
	Code	TL
	Basic ordering unit (pieces)	2500
2SK2715		○

●Electrical characteristics (Ta = 25°C)

Parameter	Symbol	Min.	Typ.	Max.	Unit	Test Conditions
Gate-source leakage	I_{GSS}	—	—	± 100	nA	$V_{GS}=\pm 30V, V_{DS}=0V$
Drain-source breakdown voltage	$V_{(BR)DSS}$	500	—	—	V	$I_D=1mA, V_{GS}=0V$
Zero gate voltage drain current	I_{DSS}	—	—	100	μA	$V_{DS}=500V, V_{GS}=0V$
Gate threshold voltage	$V_{GS(th)}$	2.0	—	4.0	V	$V_{DS}=10V, I_D=1mA$
Static drain-source on-state resistance	$R_{DS(on)}$	—	3.0	4.0	Ω	$I_D=1A, V_{GS}=10V$
Forward transfer admittance	$ Y_{fs} $	0.6	1.5	—	S	$I_D=1A, V_{DS}=10V$
Input capacitance	C_{iss}	—	280	—	pF	$V_{DS}=10V$
Output capacitance	C_{oss}	—	58	—	pF	$V_{GS}=0V$
Reverse transfer capacitance	C_{rss}	—	23	—	pF	$f=1MHz$
Turn-on delay time	$t_{d(on)}$	—	10	—	ns	$I_D=1A, V_{DD}=150V$
Rise time	t_r	—	12	—	ns	$V_{GS}=10V$
Turn-off delay time	$t_{d(off)}$	—	30	—	ns	$R_L=150\Omega$
Fall time	t_f	—	63	—	ns	$R_G=10\Omega$
Reverse recovery time	t_{rr}	—	410	—	ns	$I_{DR}=2A, V_{GS}=0V$
Reverse recovery charge	Q_{rr}	—	1.7	—	μC	$di/dt=100A/\mu s$

勝特力材料 886-3-5753170
 勝特力电子(上海) 86-21-34970699
 勝特力电子(深圳) 86-755-83298787
[Http://www.100y.com.tw](http://www.100y.com.tw)

●Electrical characteristic curves

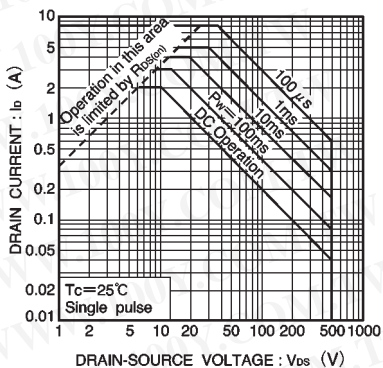


Fig.1 Maximum safe operating area

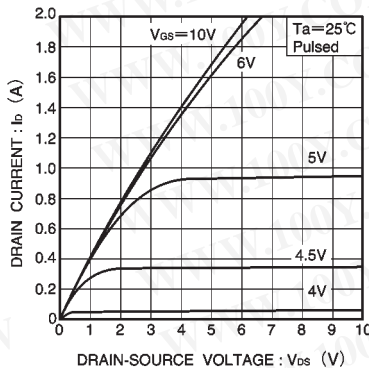


Fig.2 Typical output characteristics

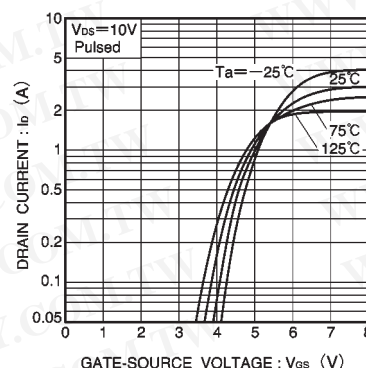


Fig.3 Typical transfer characteristics

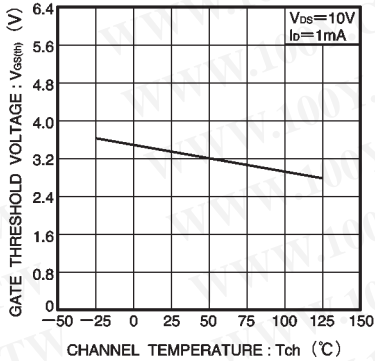


Fig.4 Gate threshold voltage vs. channel temperature

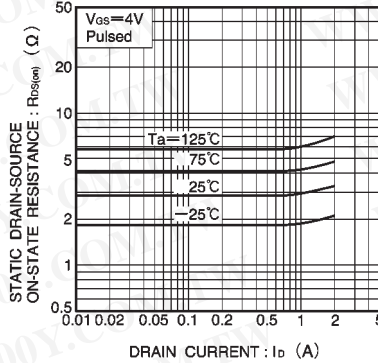


Fig.5 Static drain-source on-state resistance vs. drain current

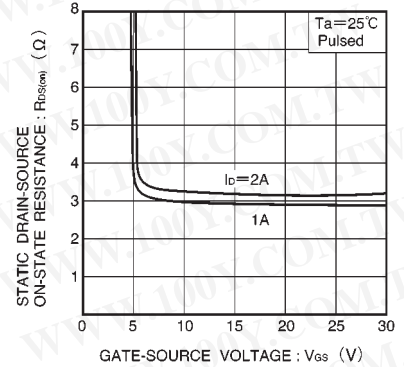


Fig.6 Static drain-source on-state resistance vs. gate-source voltage

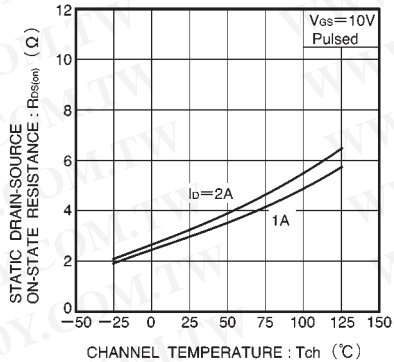


Fig.7 Static drain-source on-state resistance vs. channel temperature

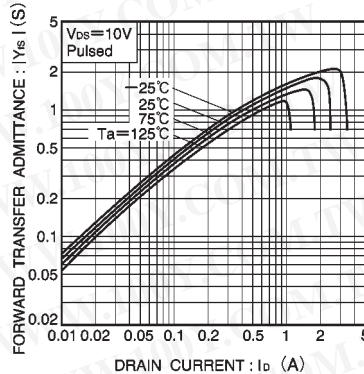


Fig.8 Forward transfer admittance vs. drain current

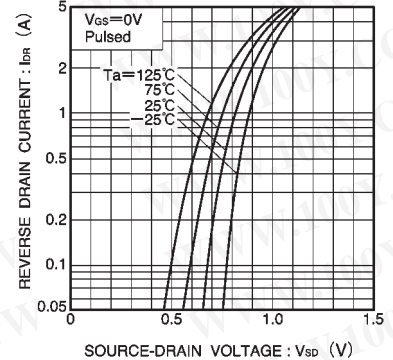


Fig.9 Reverse drain current vs. source-drain voltage (I)

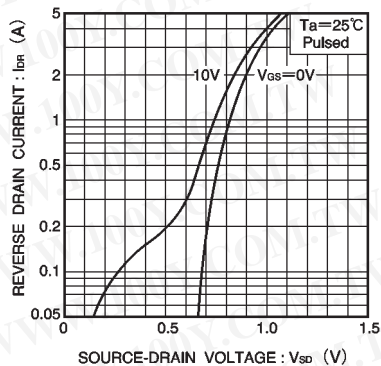


Fig.10 Reverse drain current vs. source-drain voltage (II)

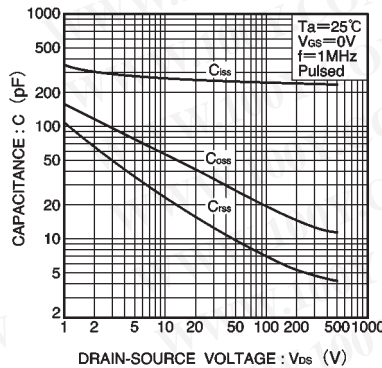


Fig.11 Typical capacitance vs. drain-source voltage

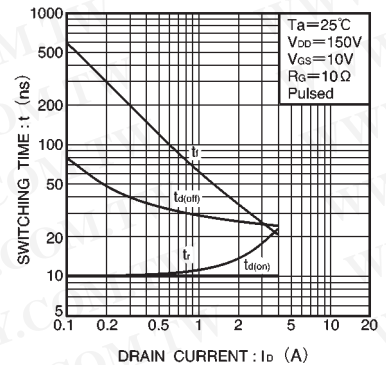


Fig.12 Switching characteristics (See Figures 16 and 17 for the measurement circuit and resultant waveforms)

勝特力材料 886-3-5753170
 勝特力电子(上海) 86-21-34970699
 勝特力电子(深圳) 86-755-83298787
[Http://www.100y.com.tw](http://www.100y.com.tw)

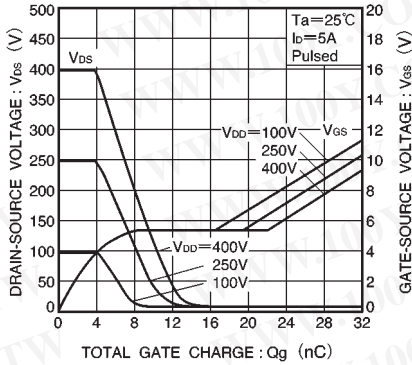


Fig.13 Dynamic input characteristics (See Figure 18 for measurement circuit)

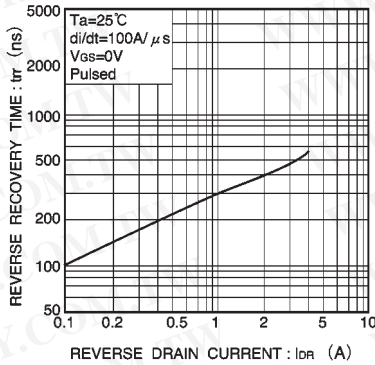


Fig.14 Reverse recovery time vs. reverse drain current

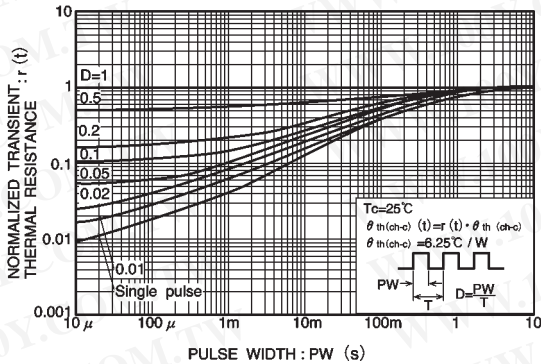


Fig.15 Normalized transient thermal resistance vs. pulse width

● Switching characteristics measurement circuit

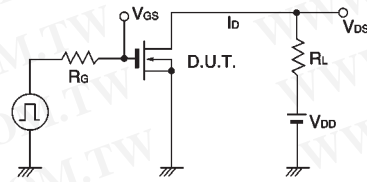


Fig.16 Switching time measurement circuit

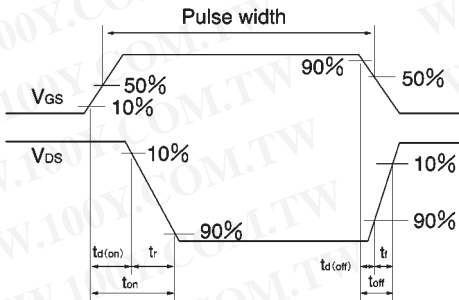


Fig.17 Switching time waveforms

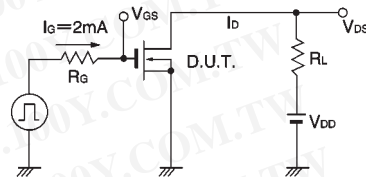


Fig.18 Gate charge measurement circuit

Notes

- No technical content pages of this document may be reproduced in any form or transmitted by any means without prior permission of ROHM CO.,LTD.
- The contents described herein are subject to change without notice. The specifications for the product described in this document are for reference only. Upon actual use, therefore, please request that specifications to be separately delivered.
- Application circuit diagrams and circuit constants contained herein are shown as examples of standard use and operation. Please pay careful attention to the peripheral conditions when designing circuits and deciding upon circuit constants in the set.
- Any data, including, but not limited to application circuit diagrams information, described herein are intended only as illustrations of such devices and not as the specifications for such devices. ROHM CO.,LTD. disclaims any warranty that any use of such devices shall be free from infringement of any third party's intellectual property rights or other proprietary rights, and further, assumes no liability of whatsoever nature in the event of any such infringement, or arising from or connected with or related to the use of such devices.
- Upon the sale of any such devices, other than for buyer's right to use such devices itself, resell or otherwise dispose of the same, no express or implied right or license to practice or commercially exploit any intellectual property rights or other proprietary rights owned or controlled by
- ROHM CO., LTD. is granted to any such buyer.
- Products listed in this document use silicon as a basic material.
Products listed in this document are no antiradiation design.

The products listed in this document are designed to be used with ordinary electronic equipment or devices (such as audio visual equipment, office-automation equipment, communications devices, electrical appliances and electronic toys).

Should you intend to use these products with equipment or devices which require an extremely high level of reliability and the malfunction of which would directly endanger human life (such as medical instruments, transportation equipment, aerospace machinery, nuclear-reactor controllers, fuel controllers and other safety devices), please be sure to consult with our sales representative in advance.

About Export Control Order in Japan

Products described herein are the objects of controlled goods in Annex 1 (Item 16) of Export Trade Control Order in Japan.

In case of export from Japan, please confirm if it applies to "objective" criteria or an "informed" (by MITI clause) on the basis of "catch all controls for Non-Proliferation of Weapons of Mass Destruction.

勝特力材料 886-3-5753170
胜特力电子(上海) 86-21-34970699
胜特力电子(深圳) 86-755-83298787
[Http://www.100y.com.tw](http://www.100y.com.tw)