

Diode Standard



RoHS
Compliant



Features:

- High efficiency, Low V_F
- High current capability
- High reliability
- High surge current capability
- Low power loss

Specifications:

Mechanical Data:

Cases	: Moulded plastic
Lead	: Pure tin plated, lead free, solderable per MIL-STD-202, Method 208 guaranteed
Polarity	: Colour band denotes cathode
High temperature soldering guaranteed	: 260°C/10 seconds/0.375", (9.5mm) lead lengths at 5lbs., (2.3kg) tension
Weight	: 1.65g

勝特力材料 886-3-5753170
勝特力电子(上海) 86-21-34970699
勝特力电子(深圳) 86-755-83298787
[Http://www.100y.com.tw](http://www.100y.com.tw)

Maximum Ratings and Electrical Characteristics

Rating at 25°C ambient temperature unless otherwise specified.

Single phase, half wave, 60Hz, resistive or inductive load.

For capacitive load, derate current by 20%.

Type Number	Symbol	6A05	6A10	Units
Maximum Recurrent Peak Reverse Voltage	V_{RRM}	50	100	V
Maximum RMS Voltage	V_{RMS}	35	70	
Maximum DC Blocking Voltage	V_{DC}	50	100	
Maximum Average Forward Rectified Current 0.375 (9.5mm) Lead Length at $T_A = 60^\circ\text{C}$	$I_{(AV)}$	6.0		A
Peak Forward Surge Current, 8.3ms Single Half Sine-wave Superimposed on Rated Load (JEDEC method)	I_{FSM}	250		
Maximum Instantaneous Forward Voltage at 6A	V_F	0.95		V



Diode Standard

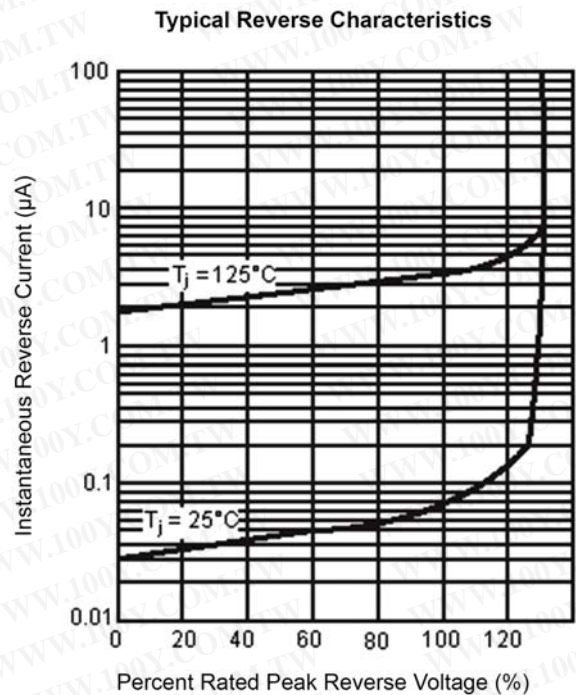
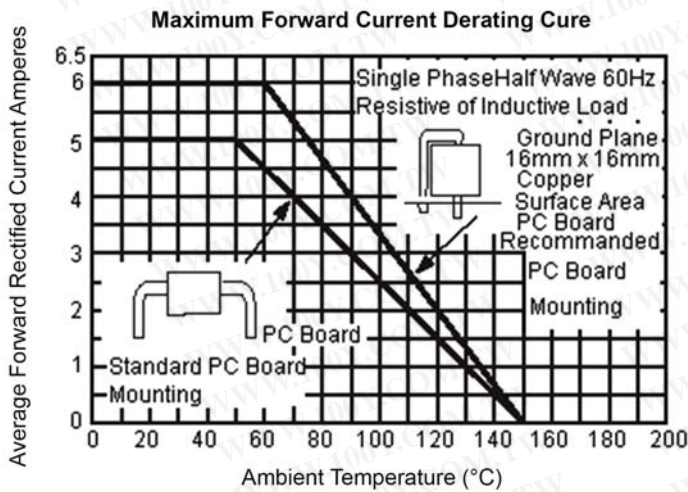


Type Number	Symbol	6A05	6A10	Units
Maximum DC Reverse Current at $T_A = 25^\circ\text{C}$ at Rated DC Blocking Voltage at $T_A = 125^\circ\text{C}$	I_R	10 400		μA μA
Maximum Full Load Reverse Current, Full Cycle Average 0.375 inch (9.5mm) Lead Length at $T_A = 75^\circ\text{C}$	HT_{IR}		50	μA
Typical Junction Capacitance (Note 1)	C_j		90	pF
Typical Thermal Resistance (Note 2)	$R_{\theta JA}$		35	$^\circ\text{C}/\text{W}$
Operating Temperature Range	T_J	-65 to +150		$^\circ\text{C}$
Storage Temperature Range	T_{STG}			

Notes: 1. Measured at 1MHz and Applied Reverse Voltage of 4V DC.

Notes: 2. Mount on Cu-Pad Size 16mm x 16mm on PCB.

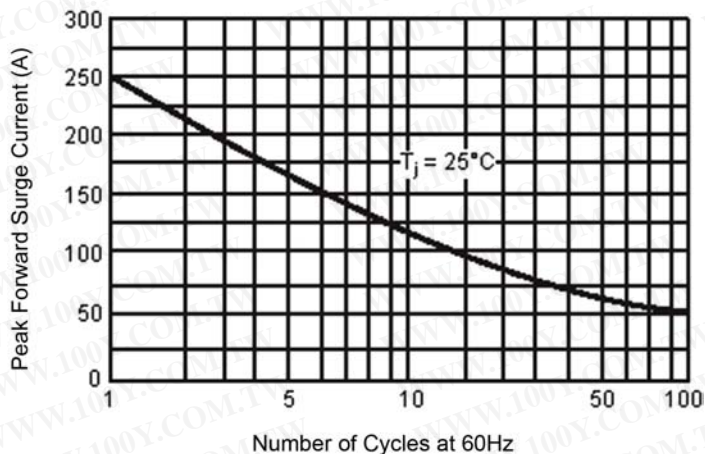
Ratings and Characteristic Curves (6A05 and 6A10)



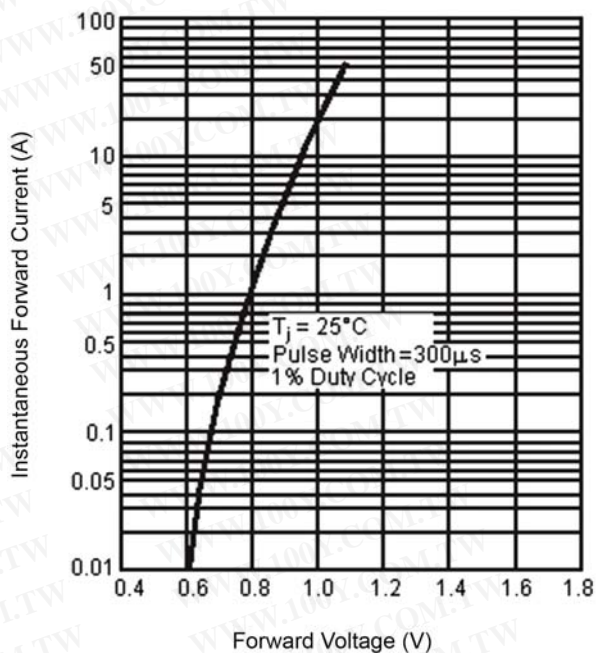
Diode Standard



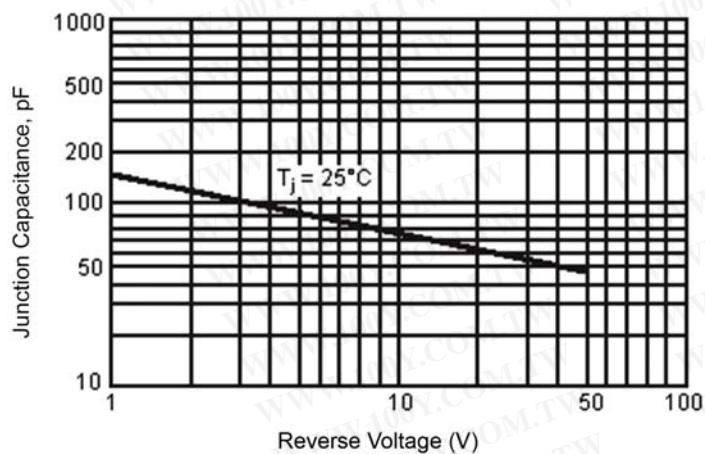
Maximum Non-Repetitive Forward Surge Current



Typical Forward Characteristics



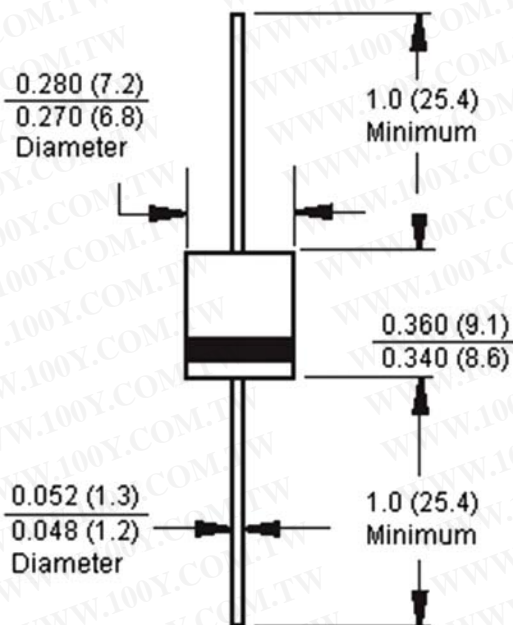
Typical Junction Capacitance



Diode Standard



R-6



勝特力材料 886-3-5753170
 勝特力电子(上海) 86-21-34970699
 勝特力电子(深圳) 86-755-83298787
[Http://www.100y.com.tw](http://www.100y.com.tw)

Dimensions : Inches (Millimetres)

Part Number Table

Description	Part Number
Diode, Standard, 6A, 50V	6A05
Diode, Standard, 6A, 100V	6A10

Important Notice : This data sheet and its contents (the "Information") belong to the members of the Premier Farnell group of companies (the "Group") or are licensed to it. No licence is granted for the use of it other than for information purposes in connection with the products to which it relates. No licence of any intellectual property rights is granted. The Information is subject to change without notice and replaces all data sheets previously supplied. The Information supplied is believed to be accurate but the Group assumes no responsibility for its accuracy or completeness, any error in or omission from it or for any use made of it. Users of this data sheet should check for themselves the Information and the suitability of the products for their purpose and not make any assumptions based on information included or omitted. Liability for loss or damage resulting from any reliance on the Information or use of it (including liability resulting from negligence or where the Group was aware of the possibility of such loss or damage arising) is excluded. This will not operate to limit or restrict the Group's liability for death or personal injury resulting from its negligence. Multicomp is the registered trademark of the Group. © Premier Farnell plc 2012.

