

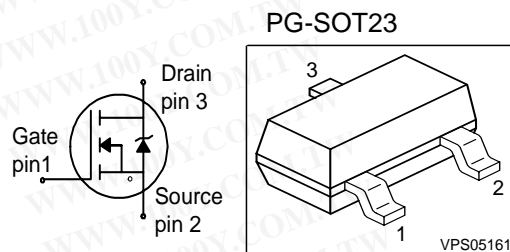
SIPMOS® Small-Signal-Transistor

Feature

- N-Channel
- Enhancement mode
- Logic Level
- dv/dt rated
- Pb-free lead plating; RoHS compliant

Product Summary

V_{DS}	100	V
$R_{DS(on)}$	6	Ω
I_D	0.17	A



Type	Package	Pb-free	Tape and Reel Information	Marking
BSS119	PG-SOT23	Yes	L6327: 3000 pcs/reel	sSH

Maximum Ratings, at $T_j = 25\text{ }^\circ\text{C}$, unless otherwise specified

Parameter	Symbol	Value	Unit
Continuous drain current $T_A=25\text{ }^\circ\text{C}$ $T_A=70\text{ }^\circ\text{C}$	I_D	0.17 0.13	A
Pulsed drain current $T_A=25\text{ }^\circ\text{C}$	$I_{D\text{ pulsed}}$	0.68	
Reverse diode dv/dt $I_S=0.17\text{ A}$, $V_{DS}=80\text{ V}$, $di/dt=200\text{ A}/\mu\text{s}$, $T_{jmax}=150\text{ }^\circ\text{C}$	dv/dt	6	$\text{kV}/\mu\text{s}$
Gate source voltage	V_{GS}	± 20	V
Power dissipation $T_A=25\text{ }^\circ\text{C}$	P_{tot}	0.36	W
Operating and storage temperature	T_j, T_{stg}	-55... +150	$^\circ\text{C}$
IEC climatic category; DIN IEC 68-1		55/150/56	

勝特力材料 886-3-5753170
 勝特力电子(上海) 86-21-54151736
 勝特力电子(深圳) 86-755-83298787
[Http://www.100y.com.tw](http://www.100y.com.tw)

Thermal Characteristics

Parameter	Symbol	Values			Unit
		min.	typ.	max.	
Characteristics					
Thermal resistance, junction - ambient at minimal footprint	R_{thJS}	-	-	350	K/W

Electrical Characteristics, at $T_j = 25\text{ }^\circ\text{C}$, unless otherwise specified

Parameter	Symbol	Values			Unit
		min.	typ.	max.	
Static Characteristics					
Drain-source breakdown voltage $V_{GS}=0, I_D=250\mu\text{A}$	$V_{(BR)DSS}$	100	-	-	V
Gate threshold voltage, $V_{GS} = V_{DS}$ $I_D=50\mu\text{A}$	$V_{GS(th)}$	1.3	1.8	2.3	
Zero gate voltage drain current $V_{DS}=100\text{V}, V_{GS}=0, T_j=25^\circ\text{C}$ $V_{DS}=100\text{V}, V_{GS}=0, T_j=150^\circ\text{C}$	I_{DSS}	-	0.05	0.1	μA
Gate-source leakage current $V_{GS}=20\text{V}, V_{DS}=0$	I_{GSS}	-	10	100	nA
Drain-source on-state resistance $V_{GS}=4.5\text{V}, I_D=0.13\text{A}$	$R_{DS(on)}$	-	4.9	10	Ω
Drain-source on-state resistance $V_{GS}=10\text{V}, I_D=0.17\text{A}$	$R_{DS(on)}$	-	3.4	6	

勝特力材料 886-3-5753170
 勝特力电子(上海) 86-21-54151736
 勝特力电子(深圳) 86-755-83298787
[Http://www.100y.com.tw](http://www.100y.com.tw)

Electrical Characteristics, at $T_j = 25\text{ }^\circ\text{C}$, unless otherwise specified

Parameter	Symbol	Conditions	Values			Unit
			min.	typ.	max.	

Dynamic Characteristics

Transconductance	g_{fs}	$V_{DS} \geq 2 \cdot I_D \cdot R_{DS(on)max}$, $I_D = 0.13\text{A}$	0.08	0.17	-	S
Input capacitance	C_{iss}	$V_{GS} = 0, V_{DS} = 25\text{V}$, $f = 1\text{MHz}$	-	60	78	pF
Output capacitance	C_{oss}		-	8.6	11.2	
Reverse transfer capacitance	C_{rss}		-	3.1	4.1	
Turn-on delay time	$t_{d(on)}$	$V_{DD} = 50\text{V}, V_{GS} = 10\text{V}$, $I_D = 0.17\text{A}, R_G = 6\Omega$	-	2.7	4	ns
Rise time	t_r		-	3.1	4.6	
Turn-off delay time	$t_{d(off)}$		-	9.3	14	
Fall time	t_f		-	27	40	

Gate Charge Characteristics

Gate to source charge	Q_{gs}	$V_{DD} = 80\text{V}, I_D = 0.17\text{A}$	-	0.08	0.12	nC
Gate to drain charge	Q_{gd}		-	0.76	1.1	
Gate charge total	Q_g	$V_{DD} = 80\text{V}, I_D = 0.17\text{A}$, $V_{GS} = 0 \text{ to } 10\text{V}$	-	1.67	2.5	
Gate plateau voltage	$V_{(plateau)}$	$V_{DD} = 80\text{V}, I_D = 0.17\text{A}$	-	3.4	-	V

Reverse Diode

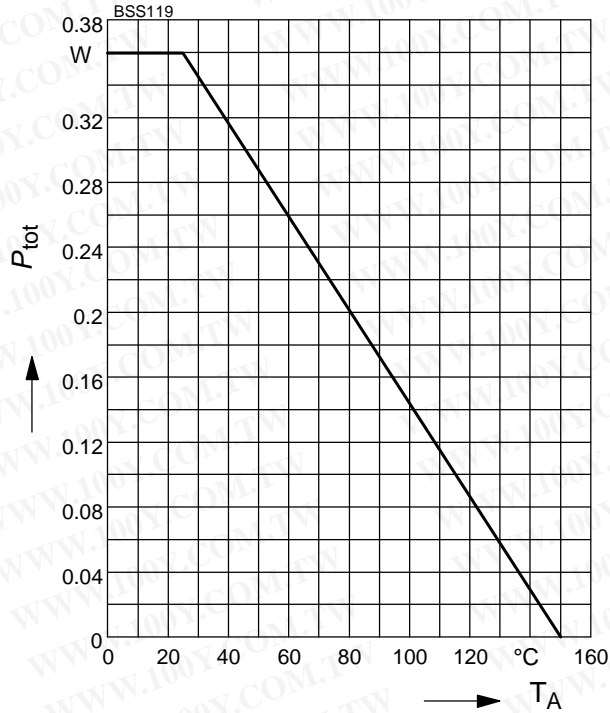
Inverse diode continuous forward current	I_S	$T_A = 25\text{ }^\circ\text{C}$	-	-	0.17	A
Inv. diode direct current, pulsed	I_{SM}		-	-	0.68	
Inverse diode forward voltage	V_{SD}	$V_{GS} = 0, I_F = I_S$	-	0.8	1.2	V
Reverse recovery time	t_{rr}	$V_R = 50\text{V}, I_F = I_S$	-	21.7	32.5	ns
Reverse recovery charge	Q_{rr}	$di_F/dt = 100\text{A}/\mu\text{s}$	-	10	15	nC

勝特力材料 886-3-5753170
 勝特力电子(上海) 86-21-54151736
 勝特力电子(深圳) 86-755-83298787
[Http://www.100y.com.tw](http://www.100y.com.tw)



1 Power dissipation

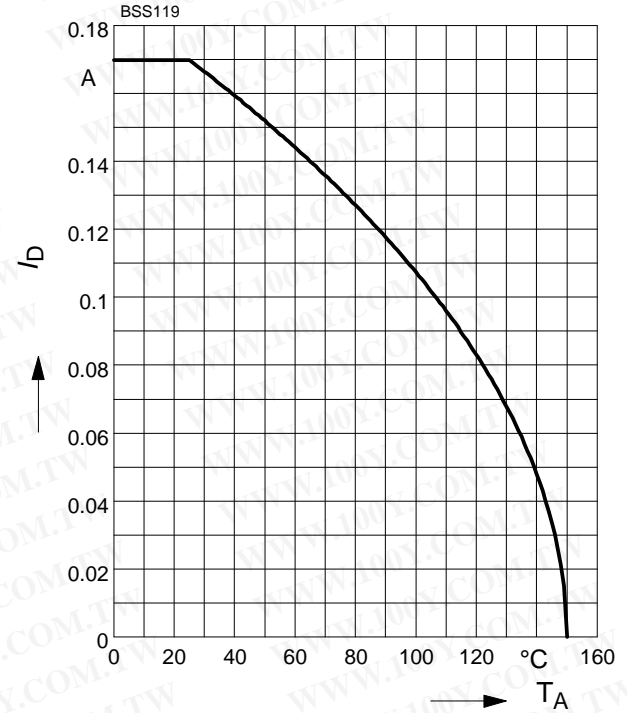
$P_{tot} = f(T_A)$



2 Drain current

$I_D = f(T_A)$

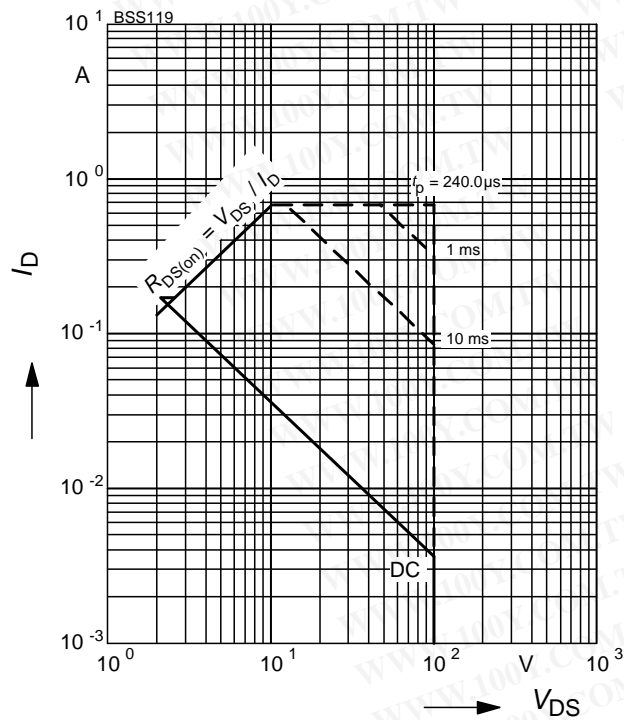
parameter: $V_{GS} \geq 10\text{ V}$



3 Safe operating area

$I_D = f(V_{DS})$

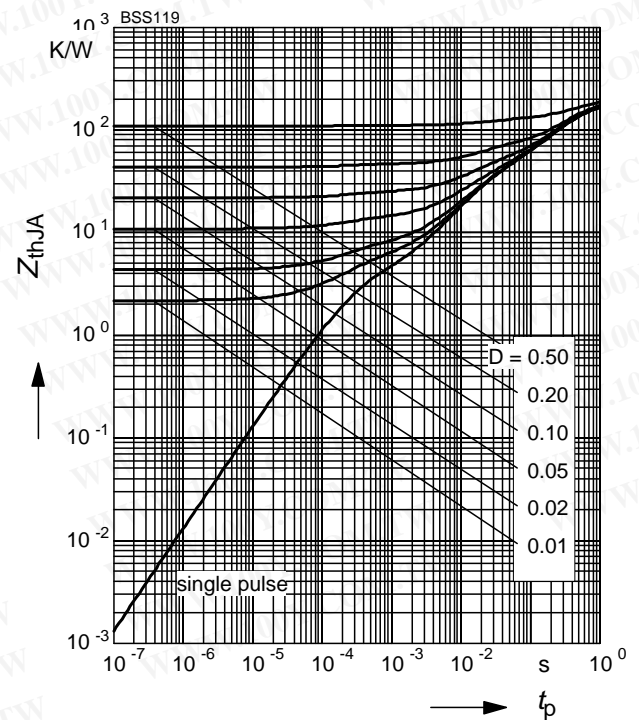
parameter: $D = 0$, $T_A = 25\text{ °C}$



4 Transient thermal impedance

$Z_{thJA} = f(t_p)$

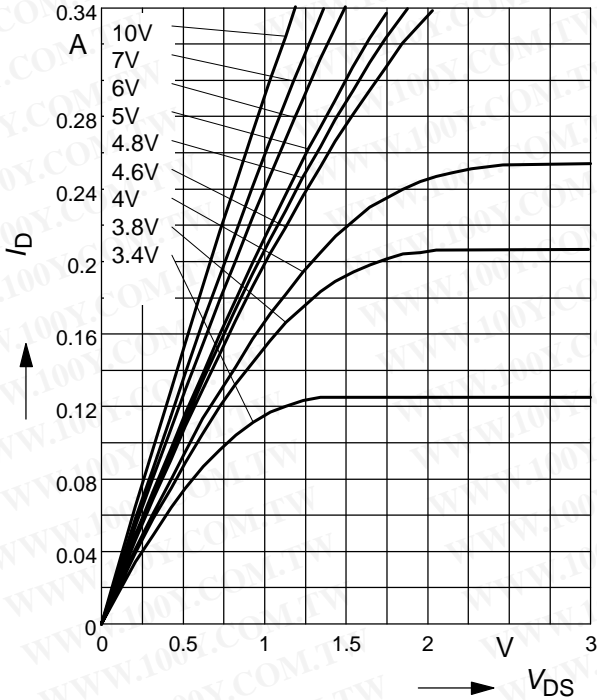
parameter: $D = t_p/T$



5 Typ. output characteristic

$I_D = f(V_{DS})$

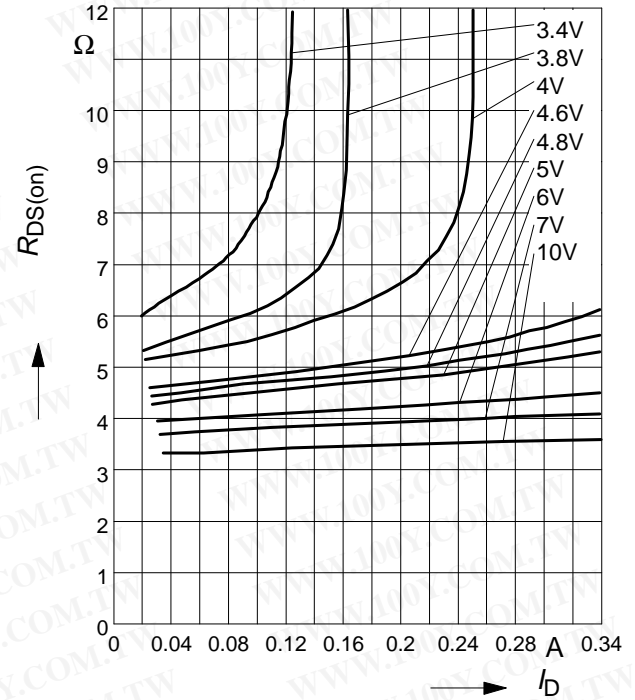
parameter: $T_j = 25\text{ }^\circ\text{C}$, V_{GS}



6 Typ. drain-source on resistance

$R_{DS(on)} = f(I_D)$

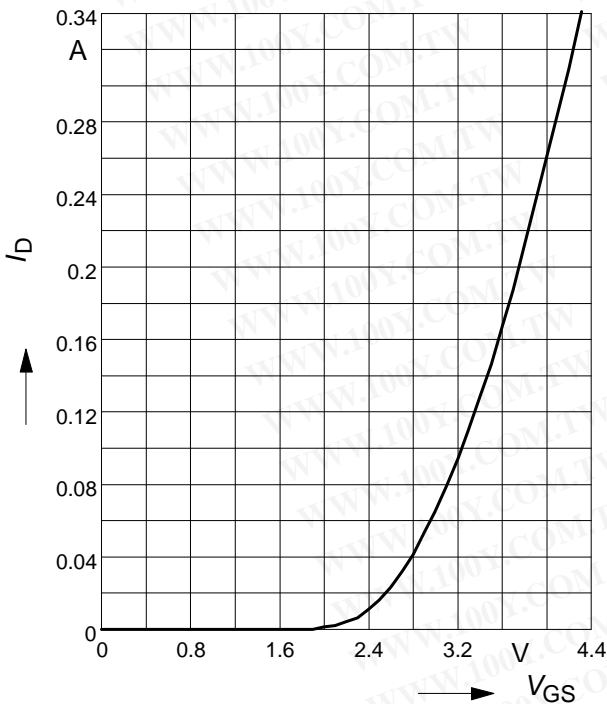
parameter: $T_j = 25\text{ }^\circ\text{C}$, V_{GS}



7 Typ. transfer characteristics

$I_D = f(V_{GS})$; $V_{DS} \geq 2 \times I_D \times R_{DS(on)max}$

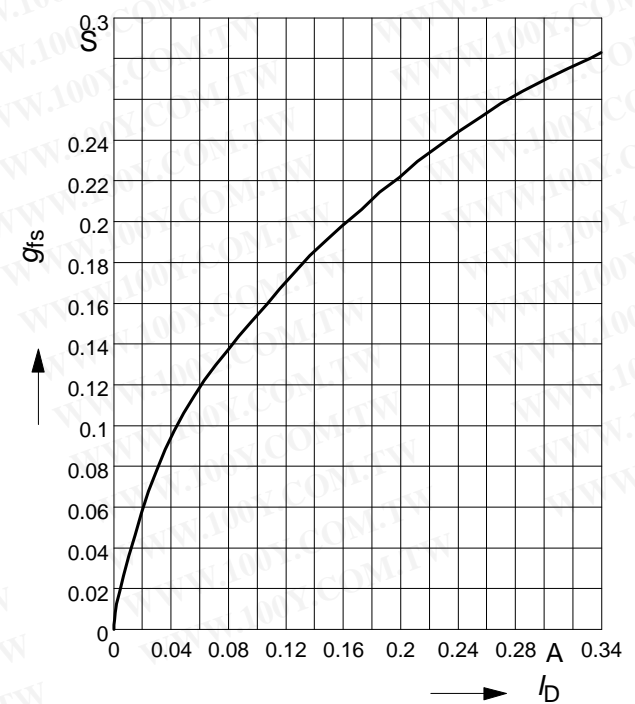
parameter: $T_j = 25\text{ }^\circ\text{C}$



8 Typ. forward transconductance

$g_{fs} = f(I_D)$

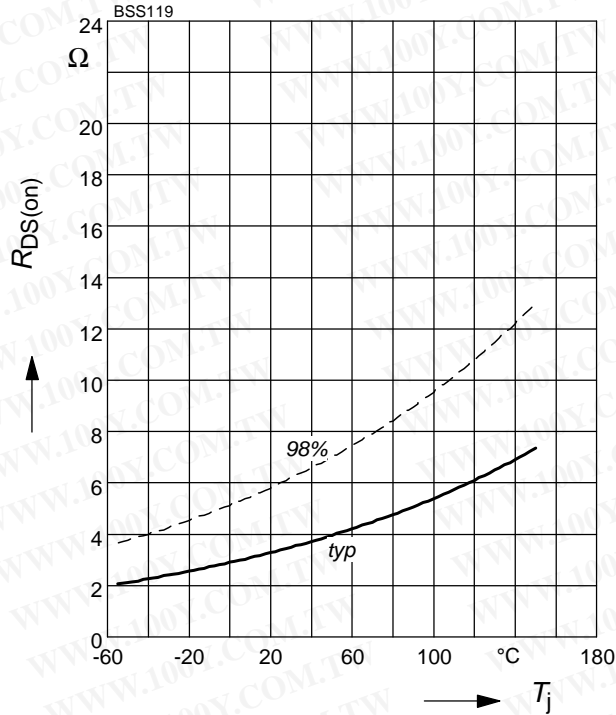
parameter: $T_j = 25\text{ }^\circ\text{C}$



9 Drain-source on-state resistance

$R_{DS(on)} = f(T_j)$

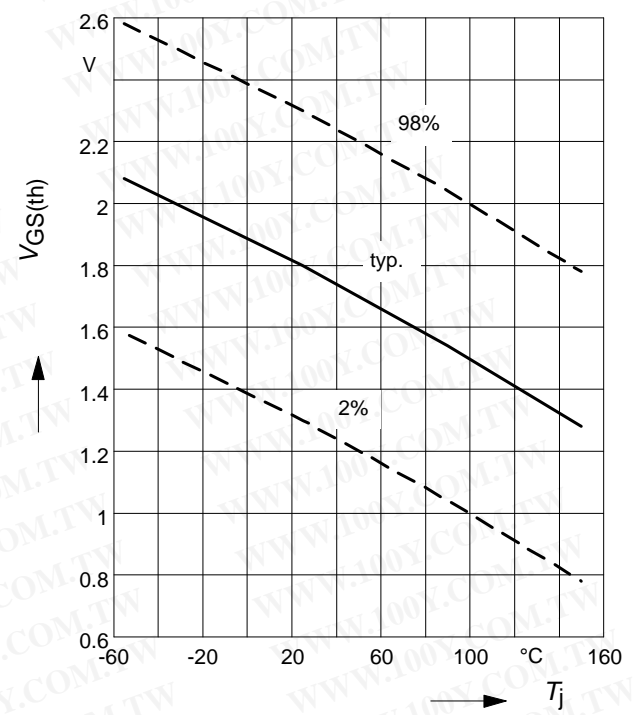
parameter: $I_D = 0.17\text{ A}$, $V_{GS} = 10\text{ V}$



10 Typ. gate threshold voltage

$V_{GS(th)} = f(T_j)$

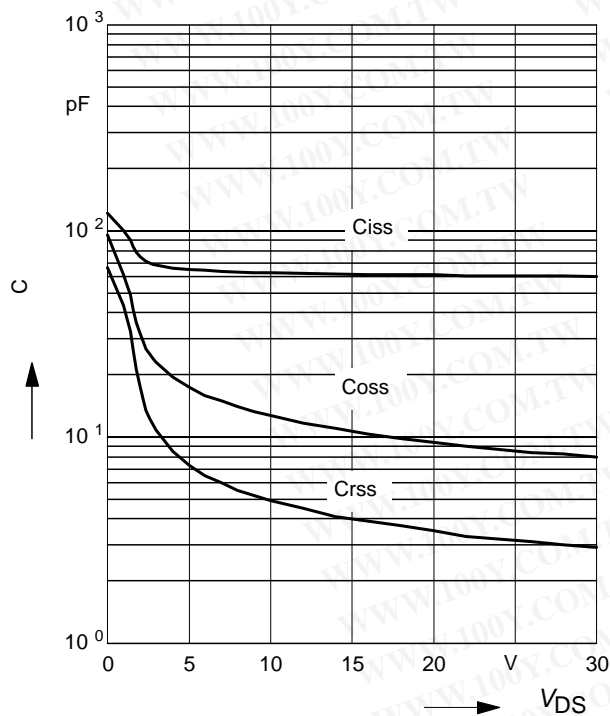
parameter: $V_{GS} = V_{DS}$; $I_D = 50\mu\text{A}$



11 Typ. capacitances

$C = f(V_{DS})$

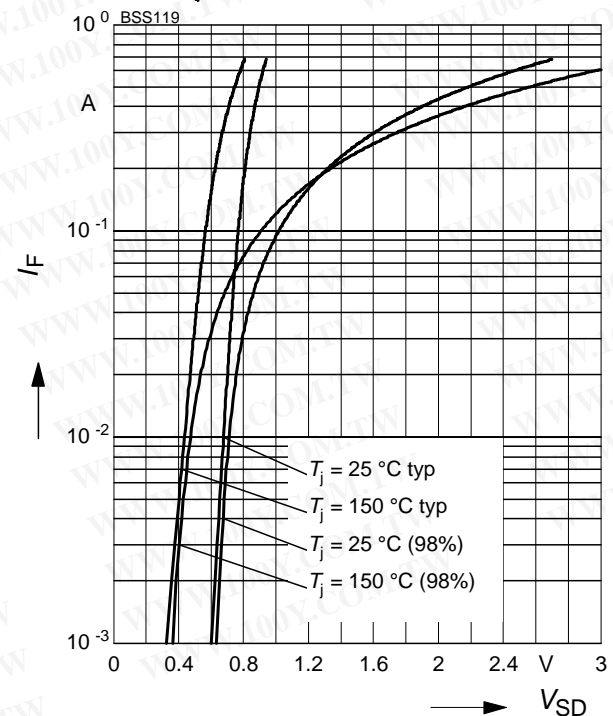
parameter: $V_{GS}=0$, $f=1\text{ MHz}$, $T_j = 25\text{ }^\circ\text{C}$



12 Forward character. of reverse diode

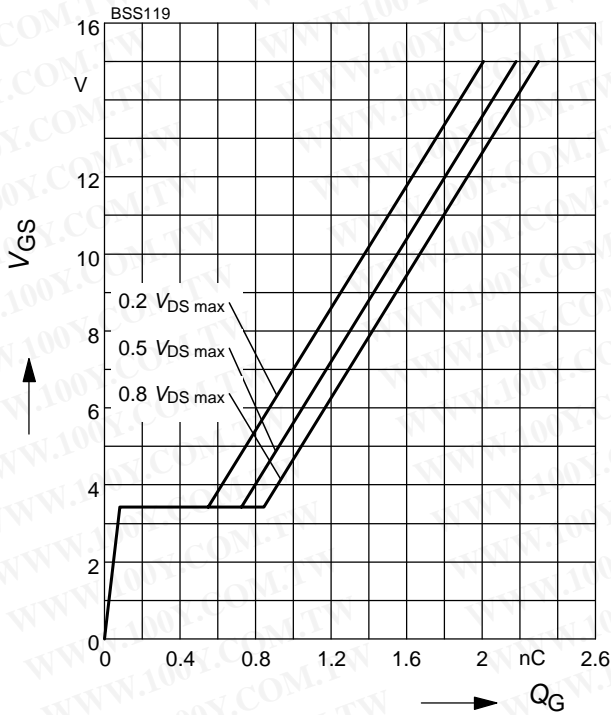
$I_F = f(V_{SD})$

parameter: T_j



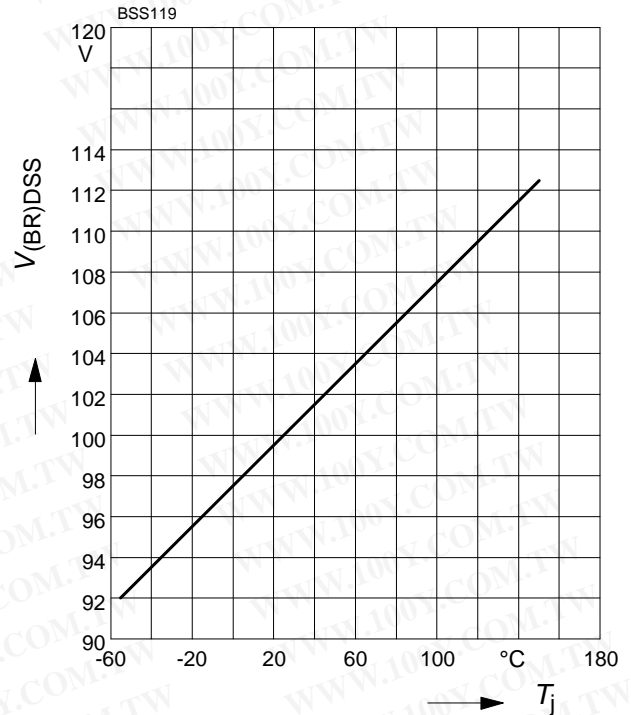
13 Typ. gate charge

$V_{GS} = f(Q_G)$; parameter: V_{DS} ,
 $I_D = 0.17$ A pulsed, $T_j = 25$ °C



14 Drain-source breakdown voltage

$V_{(BR)DSS} = f(T_j)$



勝特力材料 886-3-5753170
 勝特力电子(上海) 86-21-54151736
 勝特力电子(深圳) 86-755-83298787
[Http://www.100y.com.tw](http://www.100y.com.tw)

Published by

**Infineon Technologies AG,
Bereichs Kommunikation
St.-Martin-Strasse 53,
D-81541 München**

**© Infineon Technologies AG 1999
All Rights Reserved.**

Attention please!

The information herein is given to describe certain components and shall not be considered as warranted characteristics.

Terms of delivery and rights to technical change reserved.

We hereby disclaim any and all warranties, including but not limited to warranties of non-infringement, regarding circuits, descriptions and charts stated herein.

Infineon Technologies is an approved CECC manufacturer.

Information

For further information on technology, delivery terms and conditions and prices please contact your nearest Infineon Technologies Office in Germany or our Infineon Technologies Representatives worldwide (see address list).

Warnings

Due to technical requirements components may contain dangerous substances.

For information on the types in question please contact your nearest Infineon Technologies Office.

Infineon Technologies Components may only be used in life-support devices or systems with the express written approval of Infineon Technologies, if a failure of such components can reasonably be expected to cause the failure of that life-support device or system, or to affect the safety or effectiveness of that device or system. Life support devices or systems are intended to be implanted in the human body, or to support and/or maintain and sustain and/or protect human life. If they fail, it is reasonable to assume that the health of the user or other persons may be endangered.

勝特力材料 886-3-5753170
勝特力电子(上海) 86-21-54151736
勝特力电子(深圳) 86-755-83298787
[Http://www.100y.com.tw](http://www.100y.com.tw)