

## 8 A, 1200 V, Hyperfast Diode

The RHRP8120 is a hyperfast diode with soft recovery characteristics. It has the half recovery time of ultrafast diodes and is silicon nitride passivated ionimplanted epitaxial planar construction. These devices are intended to be used as freewheeling/ clamping diodes and diodes in a variety of switching power supplies and other power switching applications. Their low stored charge and hyperfast soft recovery minimize ringing and electrical noise in many power switching circuits reducing power loss in the switching transistors.

### Ordering Information

PART NUMBER	PACKAGE	BRAND
RHRP8120	TO-220AC	RHRP8120

NOTE: When ordering, use the entire part number.

### Symbol



### Features

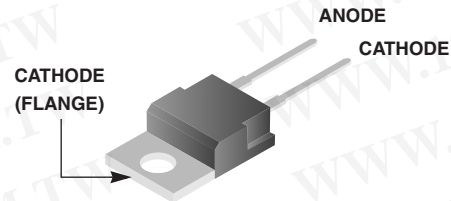
- Hyperfast Recovery  $t_{rr} = 70$  ns (@  $I_F = 8$  A)
- Max Forward Voltage,  $V_F = 3.2$  V (@  $T_C = 25^\circ\text{C}$ )
- 1200 V Reverse Voltage and High Reliability
- Avalanche Energy Rated
- RoHS Compliant

### Applications

- Switching Power Supplies
- Power Switching Circuits
- General Purpose

### Packaging

JEDEC TO-220AC



### Absolute Maximum Ratings $T_C = 25^\circ\text{C}$ , Unless Otherwise Specified

	RHRP8120	UNIT
Peak Repetitive Reverse Voltage .....	$V_{RRM}$ 1200	V
Working Peak Reverse Voltage .....	$V_{RWM}$ 1200	V
DC Blocking Voltage .....	$V_R$ 1200	V
Average Rectified Forward Current .....	$I_{F(AV)}$ 8	A
( $T_C = 140^\circ\text{C}$ )		
Repetitive Peak Surge Current .....	$I_{FRM}$ 16	A
(Square Wave, 20 kHz)		
Nonrepetitive Peak Surge Current .....	$I_{FSM}$ 100	A
(Halfwave, 1 Phase, 60 Hz)		
Maximum Power Dissipation .....	$P_D$ 75	W
Avalanche Energy (See Figures 10 and 11) .....	$E_{AVL}$ 20	mJ
Operating and Storage Temperature .....	$T_{STG}, T_J$ -65 to 175	$^\circ\text{C}$

勝特力材料 886-3-5753170  
 勝特力电子(上海) 86-21-34970699  
 勝特力电子(深圳) 86-755-83298787  
[Http://www.100y.com.tw](http://www.100y.com.tw)

**Electrical Specifications**  $T_C = 25^\circ\text{C}$ , Unless Otherwise Specified

SYMBOL	TEST CONDITION	MIN	TYP	MAX	UNIT
$V_F$	$I_F = 8\text{ A}$	-	-	3.2	V
	$I_F = 8\text{ A}, T_C = 150^\circ\text{C}$	-	-	2.6	V
$I_R$	$V_R = 1200\text{ V}$	-	-	100	$\mu\text{A}$
	$V_R = 1200\text{ V}, T_C = 150^\circ\text{C}$	-	-	500	$\mu\text{A}$
$t_{rr}$	$I_F = 1\text{ A}, dI_F/dt = 200\text{ A}/\mu\text{s}$	-	-	55	ns
	$I_F = 8\text{ A}, dI_F/dt = 200\text{ A}/\mu\text{s}$	-	-	70	ns
$t_a$	$I_F = 8\text{ A}, dI_F/dt = 200\text{ A}/\mu\text{s}$	-	30	-	ns
$t_b$	$I_F = 8\text{ A}, dI_F/dt = 200\text{ A}/\mu\text{s}$	-	20	-	ns
$Q_{rr}$	$I_F = 8\text{ A}, dI_F/dt = 200\text{ A}/\mu\text{s}$	-	165	-	nC
$C_J$	$V_R = 10\text{ V}, I_F = 0\text{ A}$	-	25	-	pF
$R_{\theta JC}$		-	-	2	$^\circ\text{C}/\text{W}$

**DEFINITIONS**

$V_F$  = Instantaneous forward voltage (pw = 300  $\mu\text{s}$ , D = 2%).

$I_R$  = Instantaneous reverse current.

$T_{rr}$  = Reverse recovery time (See Figure 9), summation of  $t_a + t_b$ .

$t_a$  = Time to reach peak reverse current (See Figure 9).

$t_b$  = Time from peak  $I_{RM}$  to projected zero crossing of  $I_{RM}$  based on a straight line from peak  $I_{RM}$  through 25% of  $I_{RM}$  (See Figure 9).

$Q_{rr}$  = Reverse Recovery Charge.

$C_J$  = Junction Capacitance.

$R_{\theta JC}$  = Thermal resistance junction to case.

pw = Pulse Width.

D = Duty Cycle.

**Typical Performance Curves**

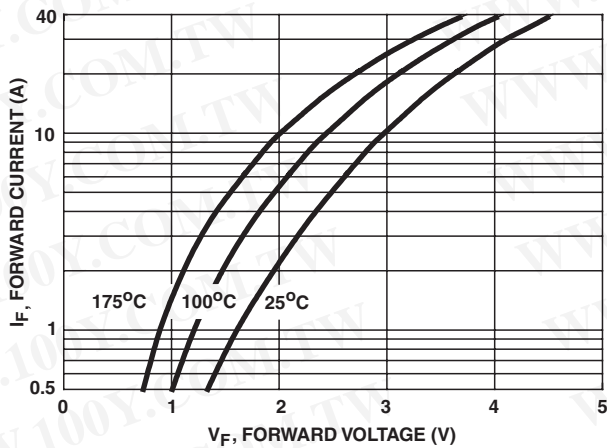


FIGURE 1. FORWARD CURRENT vs FORWARD VOLTAGE

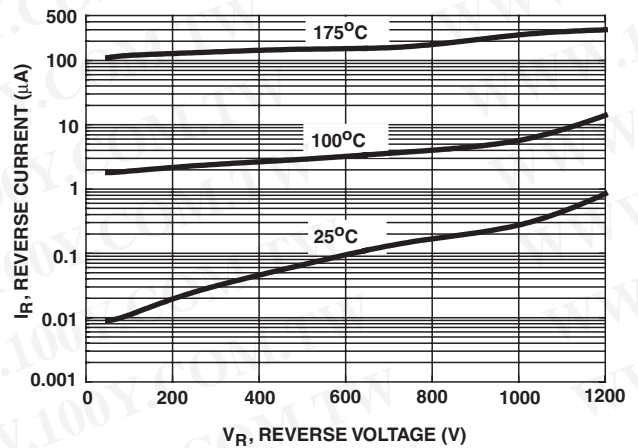


FIGURE 2. REVERSE CURRENT vs REVERSE VOLTAGE

勝特力材料 886-3-5753170  
 勝特力电子(上海) 86-21-34970699  
 勝特力电子(深圳) 86-755-83298787  
[Http://www.100y.com.tw](http://www.100y.com.tw)

Typical Performance Curves (Continued)

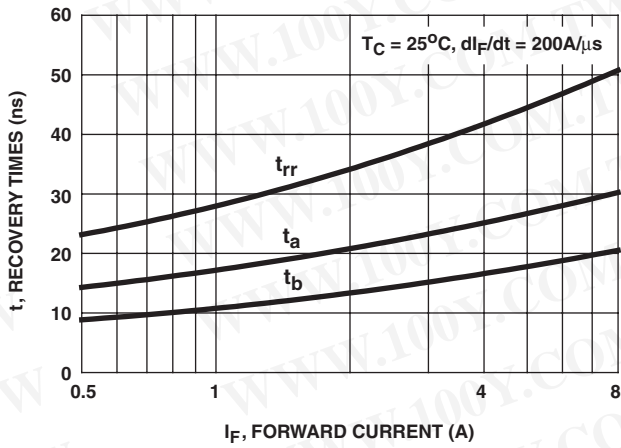


FIGURE 3.  $t_{rr}$ ,  $t_a$  AND  $t_b$  CURVES vs FORWARD CURRENT

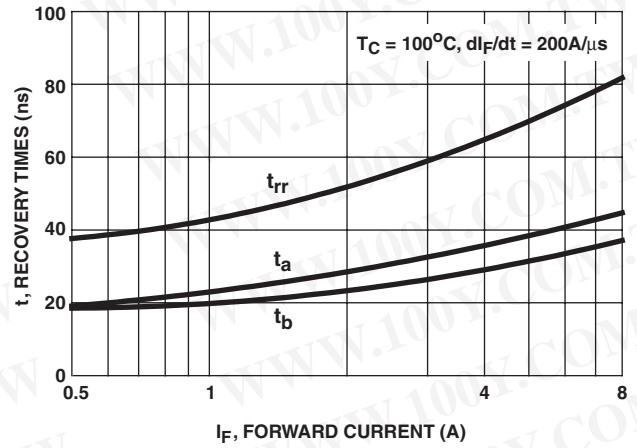


FIGURE 4.  $t_{rr}$ ,  $t_a$  AND  $t_b$  CURVES vs FORWARD CURRENT

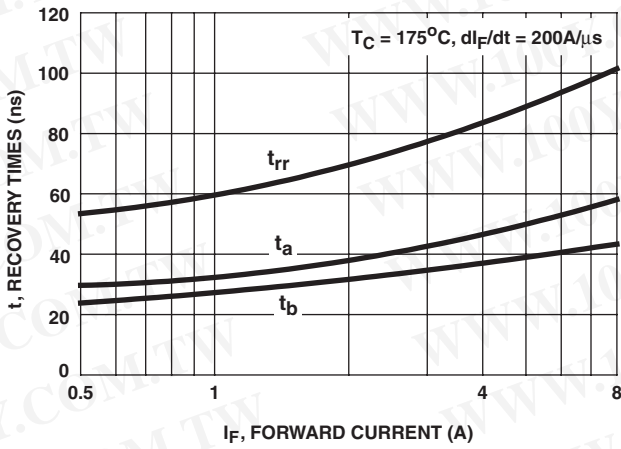


FIGURE 5.  $t_{rr}$ ,  $t_a$  AND  $t_b$  CURVES vs FORWARD CURRENT

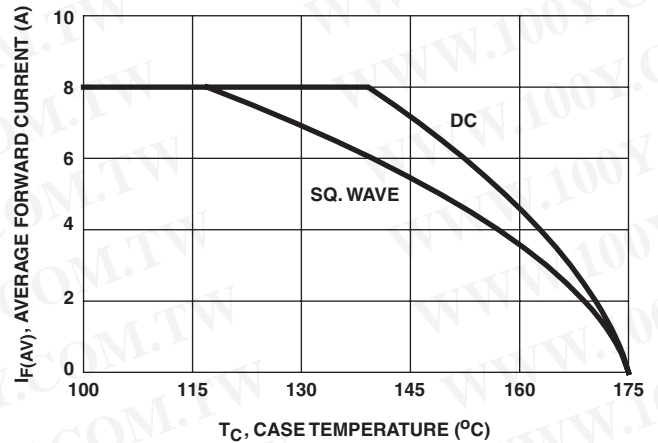


FIGURE 6. CURRENT DERATING CURVE

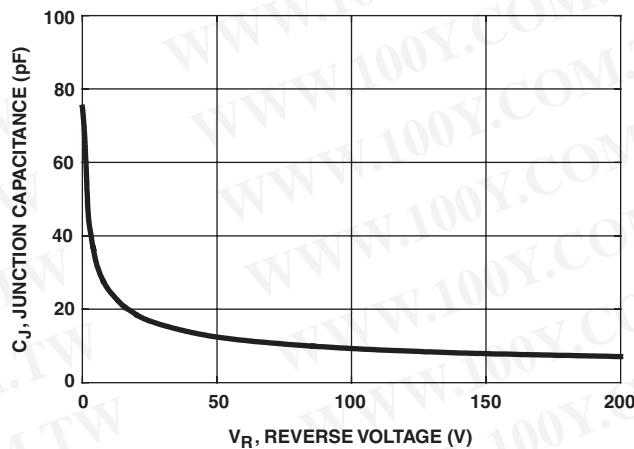


FIGURE 7. JUNCTION CAPACITANCE vs REVERSE VOLTAGE

Test Circuits and Waveforms

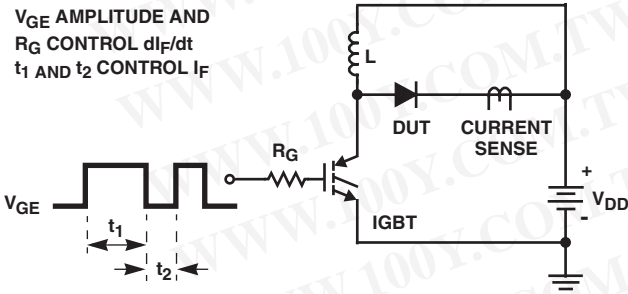


FIGURE 8.  $t_{rr}$  TEST CIRCUIT

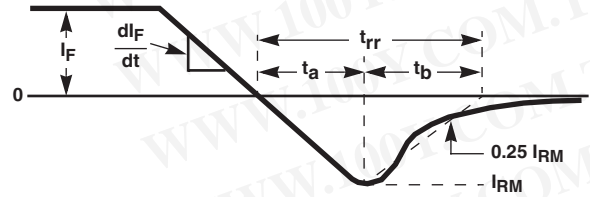


FIGURE 9.  $t_{rr}$  WAVEFORMS AND DEFINITIONS

$I_{MAX} = 1A$   
 $L = 40mH$   
 $R < 0.1\Omega$   
 $E_{AVL} = 1/2LI^2 [V_{R(AVL)}/(V_{R(AVL)} - V_{DD})]$   
 $Q_1 =$  IGBT ( $BV_{CES} > DUT V_{R(AVL)}$ )

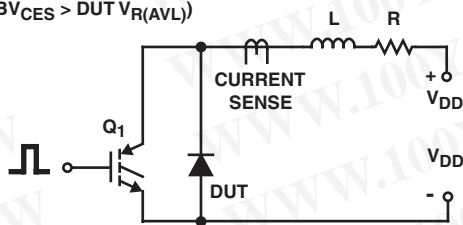


FIGURE 10. AVALANCHE ENERGY TEST CIRCUIT

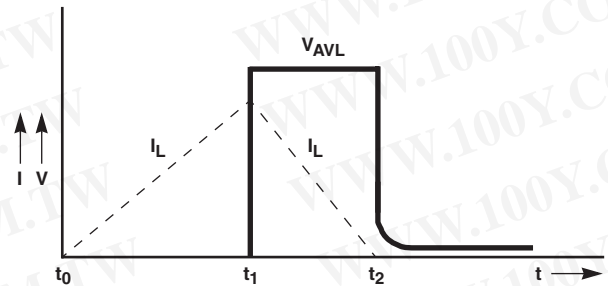


FIGURE 11. AVALANCHE CURRENT AND VOLTAGE WAVEFORMS

勝特力材料 886-3-5753170  
 勝特力电子(上海) 86-21-34970699  
 勝特力电子(深圳) 86-755-83298787  
[Http://www.100y.com.tw](http://www.100y.com.tw)

**勝特力材料 886-3-5753170**  
**勝特力电子(上海) 86-21-34970699**  
**勝特力电子(深圳) 86-755-83298787**  
[Http://www.100y.com.tw](http://www.100y.com.tw)



**TRADEMARKS**

The following includes registered and unregistered trademarks and service marks, owned by Fairchild Semiconductor and/or its global subsidiaries, and is not intended to be an exhaustive list of all such trademarks.

- |   |  |                                       |   |
|---|--|---------------------------------------|---|
| 2Cool™  | FPS™   | PowerTrench®                          | Sync-Lock™  |
| AccuPower™  | F-PFS™   | PowerXS™                              | SYSTEM GENERAL®   |
| AX-CAP®*  | FRFET®   | Programmable Active Droop™            | TinyBoost™  |
| BitSiC™   | Global Power Resource™                         | QFET®                                 | TinyBuck™   |
| Build it Now™   | GreenBridge™                                   | QS™                                   | TinyCalc™   |
| CorePLUS™   | Green FPS™                                     | Quiet Series™                         | TinyLogic®  |
| CorePOWER™  | Green FPS™ e-Series™                           | RapidConfigure™                       | TINYOPTO™   |
| CROSSVOLT™  | Gmax™  | Saving our world, 1mW/W/kW at a time™ | TinyPower™  |
| CTL™  | GTO™   | SignalWise™                           | TinyPower™  |
| Current Transfer Logic™   | IntelliMAX™                                    | SmartMax™                             | TinyPWM™  |
| DEUXPEED®   | ISOPLANAR™                                     | SMART START™                          | TinyWire™   |
| Dual Cool™  | Making Small Speakers Sound Louder and Better™ | Solutions for Your Success™           | TranSiC™  |
| EcoSPARK®   | MegaBuck™                                      | SPM®                                  | TriFault Detect™  |
| EfficientMax™   | MICROCOUPLER™                                  | STEALTH™                              | TRUECURRENT®*   |
| ESBC™   | MicroFET™                                      | SuperFET®                             | µSerDes™  |
|  | MicroPak™                                      | SuperSOT™-3                           |  |
| Fairchild®  | MicroPak2™                                     | SuperSOT™-6                           | UHC®  |
| Fairchild Semiconductor®  | MillerDrive™                                   | SuperSOT™-8                           | Ultra FRFET™  |
| FACT Quiet Series™  | MotionMax™                                     | SupreMOS®                             | UniFET™   |
| FACT®   | mWSaver™                                       | SyncFET™                              | VCX™  |
| FAST®   | OptoHiT™                                       |                                       | VisualMax™  |
| FastvCore™  | OPTOLOGIC®                                     |                                       | VoltagePlus™  |
| FETBench™   | OPTOPLANAR®                                    |                                       | XS™   |

\* Trademarks of System General Corporation, used under license by Fairchild Semiconductor.

**DISCLAIMER**

FAIRCHILD SEMICONDUCTOR RESERVES THE RIGHT TO MAKE CHANGES WITHOUT FURTHER NOTICE TO ANY PRODUCTS HEREIN TO IMPROVE RELIABILITY, FUNCTION, OR DESIGN. FAIRCHILD DOES NOT ASSUME ANY LIABILITY ARISING OUT OF THE APPLICATION OR USE OF ANY PRODUCT OR CIRCUIT DESCRIBED HEREIN; NEITHER DOES IT CONVEY ANY LICENSE UNDER ITS PATENT RIGHTS, NOR THE RIGHTS OF OTHERS. THESE SPECIFICATIONS DO NOT EXPAND THE TERMS OF FAIRCHILD'S WORLDWIDE TERMS AND CONDITIONS, SPECIFICALLY THE WARRANTY THEREIN, WHICH COVERS THESE PRODUCTS.

**LIFE SUPPORT POLICY**

FAIRCHILD'S PRODUCTS ARE NOT AUTHORIZED FOR USE AS CRITICAL COMPONENTS IN LIFE SUPPORT DEVICES OR SYSTEMS WITHOUT THE EXPRESS WRITTEN APPROVAL OF FAIRCHILD SEMICONDUCTOR CORPORATION.

As used herein:

- Life support devices or systems are devices or systems which, (a) are intended for surgical implant into the body or (b) support or sustain life, and (c) whose failure to perform when properly used in accordance with instructions for use provided in the labeling, can be reasonably expected to result in a significant injury of the user.
- A critical component in any component of a life support, device, or system whose failure to perform can be reasonably expected to cause the failure of the life support device or system, or to affect its safety or effectiveness.

**ANTI-COUNTERFEITING POLICY**

Fairchild Semiconductor Corporation's Anti-Counterfeiting Policy. Fairchild's Anti-Counterfeiting Policy is also stated on our external website, [www.fairchildsemi.com](http://www.fairchildsemi.com), under Sales Support.

Counterfeiting of semiconductor parts is a growing problem in the industry. All manufacturers of semiconductor products are experiencing counterfeiting of their parts. Customers who inadvertently purchase counterfeit parts experience many problems such as loss of brand reputation, substandard performance, failed applications, and increased cost of production and manufacturing delays. Fairchild is taking strong measures to protect ourselves and our customers from the proliferation of counterfeit parts. Fairchild strongly encourages customers to purchase Fairchild parts either directly from Fairchild or from Authorized Fairchild Distributors who are listed by country on our web page cited above. Products customers buy either from Fairchild directly or from Authorized Fairchild Distributors are genuine parts, have full traceability, meet Fairchild's quality standards for handling and storage and provide access to Fairchild's full range of up-to-date technical and product information. Fairchild and our Authorized Distributors will stand behind all warranties and will appropriately address any warranty issues that may arise. Fairchild will not provide any warranty coverage or other assistance for parts bought from Unauthorized Sources. Fairchild is committed to combat this global problem and encourage our customers to do their part in stopping this practice by buying direct or from authorized distributors.

**PRODUCT STATUS DEFINITIONS**

**Definition of Terms**

Datasheet Identification	Product Status	Definition
Advance Information	Formative / In Design	Datasheet contains the design specifications for product development. Specifications may change in any manner without notice.
Preliminary	First Production	Datasheet contains preliminary data; supplementary data will be published at a later date. Fairchild Semiconductor reserves the right to make changes at any time without notice to improve design.
No Identification Needed	Full Production	Datasheet contains final specifications. Fairchild Semiconductor reserves the right to make changes at any time without notice to improve the design.
Obsolete	Not In Production	Datasheet contains specifications on a product that is discontinued by Fairchild Semiconductor. The datasheet is for reference information only.

Rev. I64