

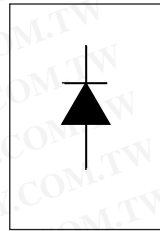
勝特力材料 886-3-5753170  
 勝特力电子(上海) 86-21-54151736  
 勝特力电子(深圳) 86-755-83298787  
[Http://www.100y.com.tw](http://www.100y.com.tw)

Preliminary Data Sheet I2138 09/97

# International Rectifier

## QUIETIR Series 30EPF.. 30CPF.. HV

### FAST SOFT RECOVERY RECTIFIER DIODE



$V_F < 1.41V @ 30A$   
 $t_{rr} = 95 \text{ ns}$   
 $V_{RRM} 1000 \text{ to } 1200V$

#### Description/Features

The 30EPF.. & 30CPF.. soft recovery QUIETIR rectifier series has been optimized for combined short reverse recovery time and low forward voltage drop.

The glass passivation ensures stable reliable operation in the most severe temperature and power cycling conditions.


Typical applications are:

- Output rectification and freewheeling in inverters, choppers and converters
- and input rectifications where severe restrictions on conducted EMI should be met.
- 30CPF series is a drop in replacement for 25CPF Series (parallel connection only)

#### Major Ratings and Characteristics

Characteristics	30EPF.. 30CPF..	Units
$I_{F(AV)}$ Sinusoidal waveform	30	A
$V_{RRM}$	1000 to 1200	V
$I_{FSM}$	350	A
$V_F @ 30A, T_J = 25^\circ C$	1.41	V
$t_{rr} @ 1A, 100A/\mu s$	95	ns
$T_J$	-40 to 150	$^\circ C$

#### Package Outline



勝特力材料 886-3-5753170  
 勝特力电子(上海) 86-21-54151736  
 勝特力电子(深圳) 86-755-83298787  
 Http://www.100y.com.tw

## 30EPF.. 30CPF.. HV QUIETIR Series

Preliminary Data Sheet I2138 09/97

International  
**IR** Rectifier

### Voltage Ratings

Part Number	$V_{RRM}$ , maximum peak reverse voltage V	$V_{RSM}$ , maximum non repetitive peak reverse voltage V	$I_{RRM}$ 150°C mA
30EPF10, 30CPF10	1000	1100	6
30EPF12, 30CPF12	1200	1300	

### Absolute Maximum Ratings

Parameters	30.PF..	Units	Conditions
$I_{F(AV)}$ Max. Average Forward Current	30	A	@ $T_c = 95^\circ\text{C}$ , 180° conduction half sine wave
$I_{FSM}$ Max. Peak One Cycle Non-Repetitive Surge Current	300	A	10ms Sine pulse, rated $V_{RRM}$ applied
	350		10ms Sine pulse, no voltage reapplied
$I^2t$ Max. $I^2t$ for fusing	450	$A^2s$	10ms Sine pulse, rated $V_{RRM}$ applied
	636		10ms Sine pulse, no voltage reapplied
$I^2\sqrt{t}$ Max. $I^2\sqrt{t}$ for fusing	6360	$A^2\sqrt{s}$	$t = 0.1$ to 10ms, no voltage reapplied

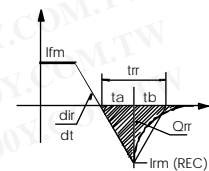
### Electrical Specifications

Parameters	30.PF..	Units	Conditions
$V_{FM}$ Max. Forward Voltage Drop	1.41	V	@ 30A, $T_j = 25^\circ\text{C}$
$r_t$ Forward slope resistance	10.09	$m\Omega$	$T_j = 150^\circ\text{C}$
$V_{F(TO)}$ Threshold voltage	0.992	V	
$I_{RM}$ Max. Reverse Leakage Current	0.1	mA	$T_j = 25^\circ\text{C}$
	6		$T_j = 150^\circ\text{C}$

$V_R = \text{rated } V_{RRM}$

### Typical Recovery Characteristics

Parameters	30.PF..	Units	Conditions
$t_{rr}$ Reverse Recovery Time	450	ns	$I_F @ 30\text{Apk}$ @ 25A/ $\mu\text{s}$ @ 25°C
$I_{rr}$ Reverse Recovery Current	6.1	A	
$Q_{rr}$ Reverse Recovery Charge	2.16	$\mu\text{C}$	@ 25°C
S Snap Factor $t_b/t_a$	0.6	typical	



勝特力材料 886-3-5753170  
 勝特力电子(上海) 86-21-54151736  
 勝特力电子(深圳) 86-755-83298787  
[Http://www.100y.com.tw](http://www.100y.com.tw)

International  
**IOR** Rectifier

30EPF.. 30CPF.. HV **QUIETIR** Series

Preliminary Data Sheet I2138 09/97

Thermal-Mechanical Specifications

Parameters	30.PF..	Units	Conditions
$T_J$ Max. Junction Temperature Range	-40to 150	°C	
$T_{stg}$ Max. Storage Temperature Range	-40to 150	°C	
$R_{thJC}$ Max. Thermal Resistance Junction to Case	0.8	°C/W	DCoperation
$R_{thJA}$ Max. Thermal Resistance Junction to Ambient	40	°C/W	
$R_{thCS}$ Typical Thermal Resistance, Caseto Heatsink	0.2	°C/W	Mountingsurface, smoothandgreased
wt Approximate Weight	6(0.21)	g(oz.)	
T Mounting Torque	Min.	6(5)	Kg-cm (lbf-in)
	Max.	12(10)	
Case Style	TO-247AC		JEDEC(Modified)

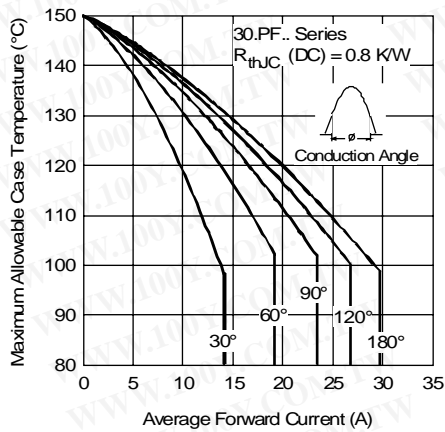


Fig. 1 - Current Rating Characteristics

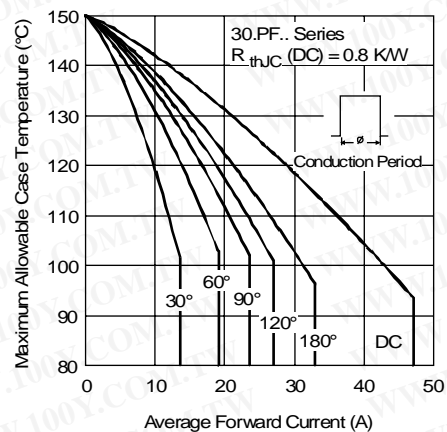


Fig. 2 - Current Rating Characteristics

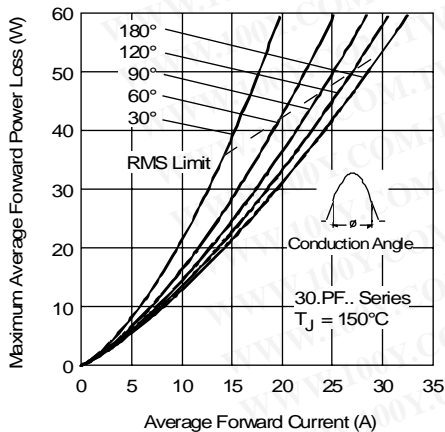


Fig. 3 - Forward Power Loss Characteristics

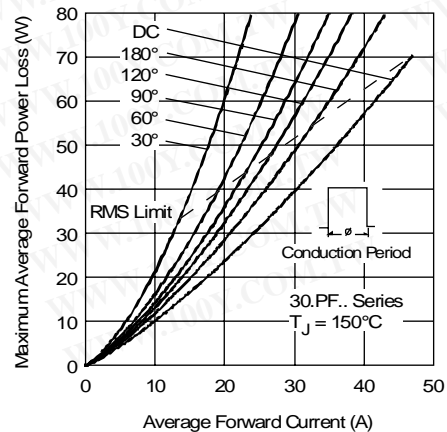


Fig. 4 - Forward Power Loss Characteristics

**30EPF.. 30CPF.. HV QUIETIR Series**  
 Preliminary Data Sheet I2138 09/97

International  
**IR** Rectifier

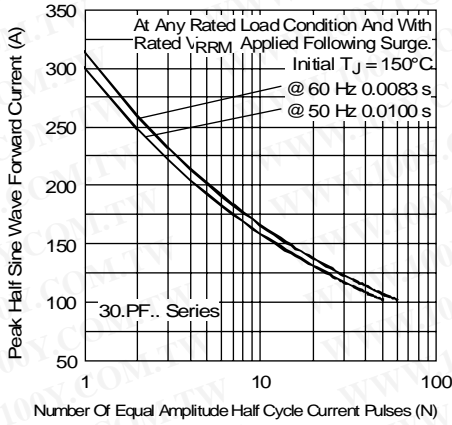


Fig. 5 - Maximum Non-Repetitive Surge Current

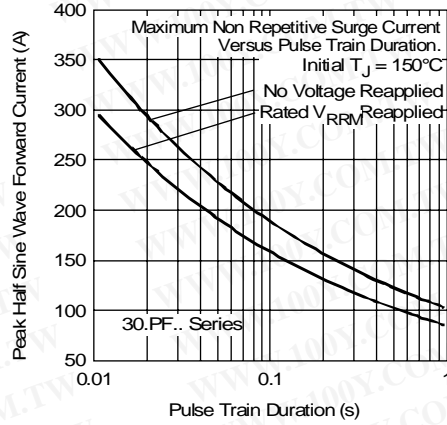


Fig. 6 - Maximum Non-Repetitive Surge Current

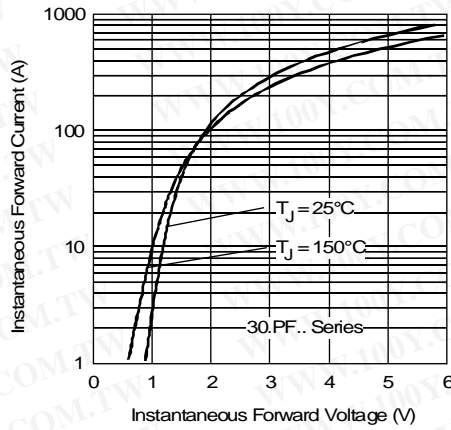


Fig. 7 - Forward Voltage Drop Characteristics

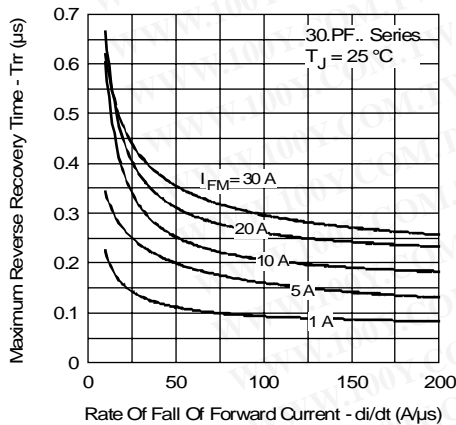


Fig. 8 - Recovery Time Characteristics,  $T_J = 25^\circ\text{C}$

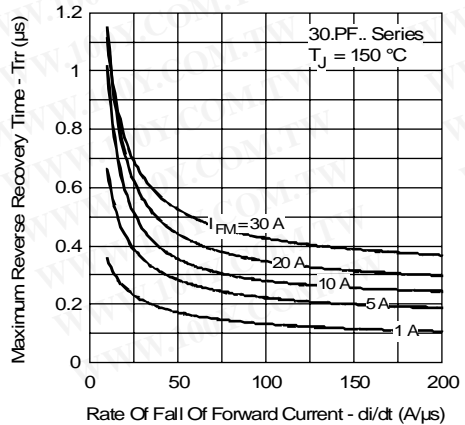


Fig. 9 - Recovery Time Characteristics,  $T_J = 150^\circ\text{C}$

勝特力材料 886-3-5753170  
 勝特力电子(上海) 86-21-54151736  
 勝特力电子(深圳) 86-755-83298787  
[Http://www.100y.com.tw](http://www.100y.com.tw)

International  
**IOR** Rectifier

30EPF.. 30CPF.. HV **QUIETIR** Series  
 Preliminary Data Sheet I2138 09/97

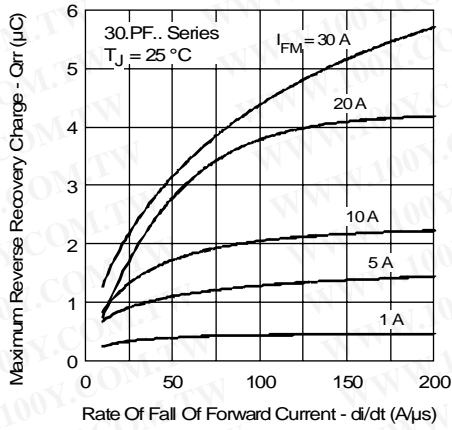


Fig. 10 - Recovery Charge Characteristics,  $T_J = 25^\circ\text{C}$

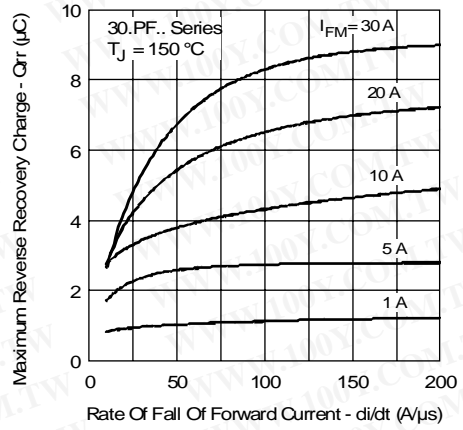


Fig. 11 - Recovery Charge Characteristics,  $T_J = 150^\circ\text{C}$

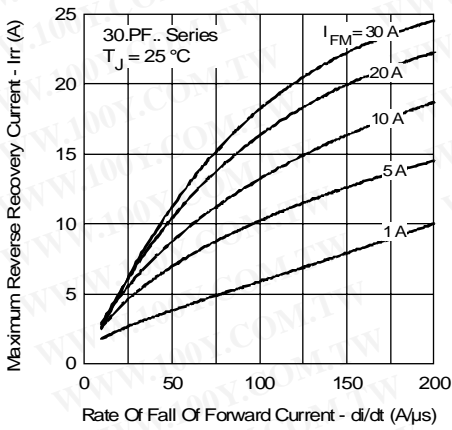


Fig. 12 - Recovery Current Characteristics,  $T_J = 25^\circ\text{C}$

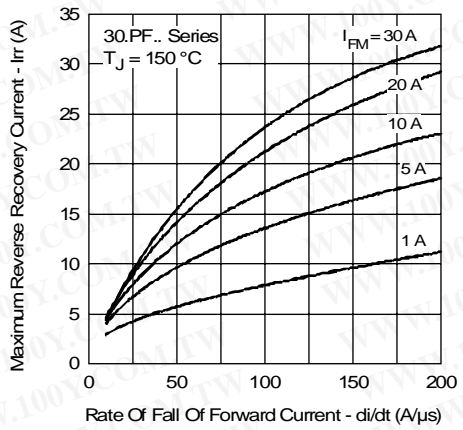


Fig. 13 - Recovery Current Characteristics,  $T_J = 150^\circ\text{C}$

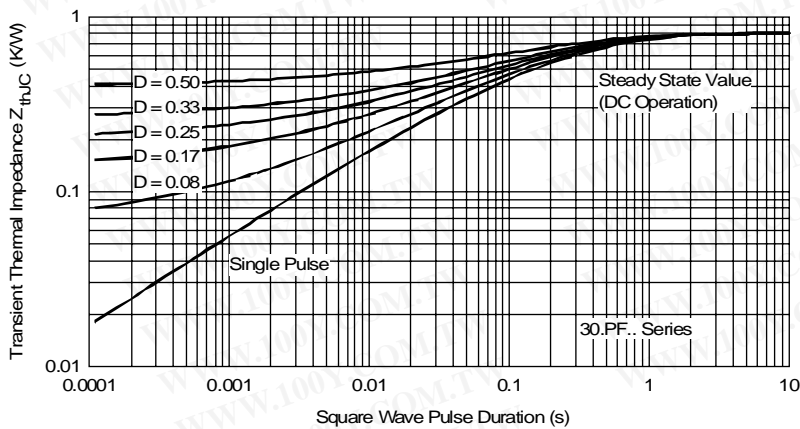


Fig. 14 - Thermal Impedance  $Z_{thJC}$  Characteristics

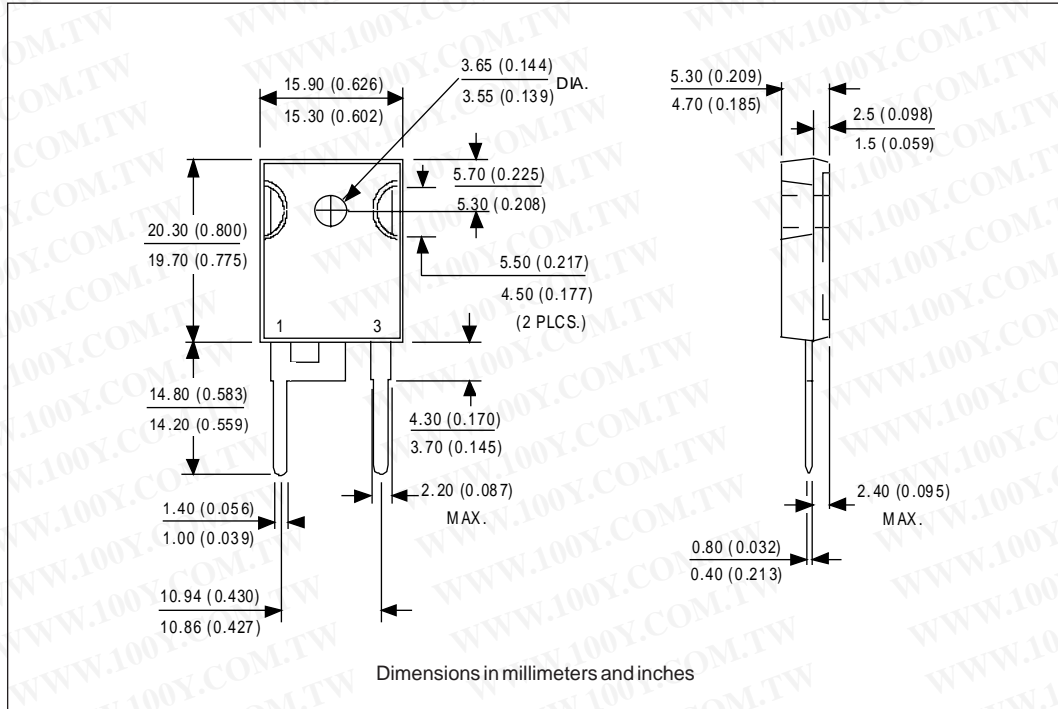
勝特力材料 886-3-5753170  
 勝特力电子(上海) 86-21-54151736  
 勝特力电子(深圳) 86-755-83298787  
[Http://www.100y.com.tw](http://www.100y.com.tw)

### 30EPF.. 30CPF.. HV QUIETIR Series

Preliminary Data Sheet I2138 09/97

International  
**IR** Rectifier

#### Outline Table



#### Ordering Information Table

Device Code				
30	E	P	F	12
①	②	③	④	⑤

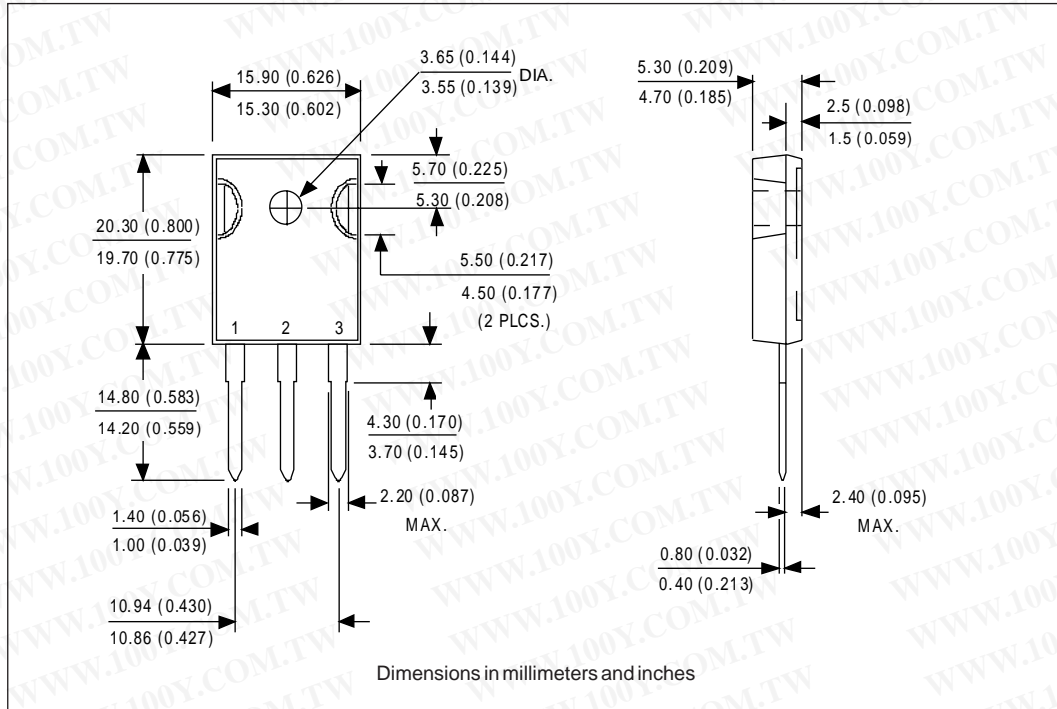
  

<b>1</b>	-	Current Rating
<b>2</b>	-	Circuit Configuration: E = Single Diode
<b>3</b>	-	Package: P = TO-247AC (Modified)
<b>4</b>	-	Type of Silicon: F = Fast Recovery
<b>5</b>	-	Voltage code: Code x 100 = $V_{RRM}$

10 = 1000V
12 = 1200V

Outline Table



Ordering Information Table

