

Type SR Precision Current Sense Resistors

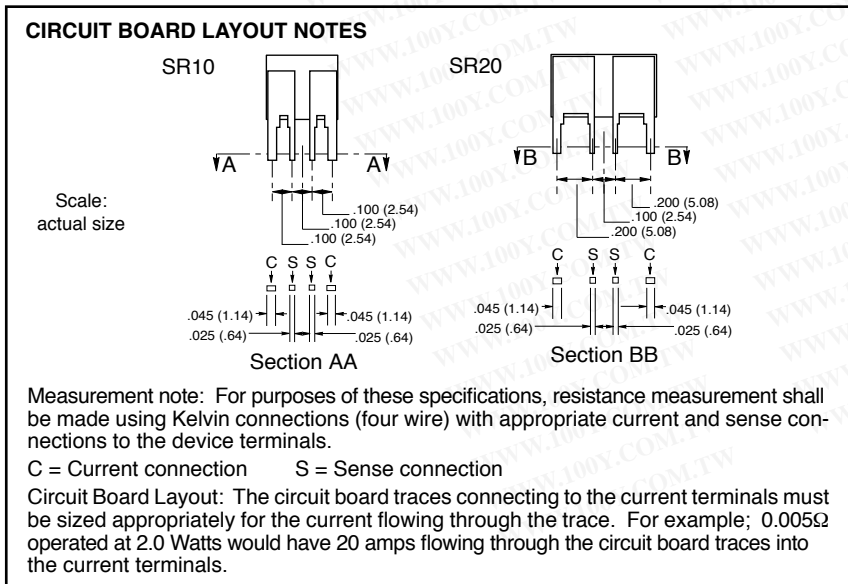
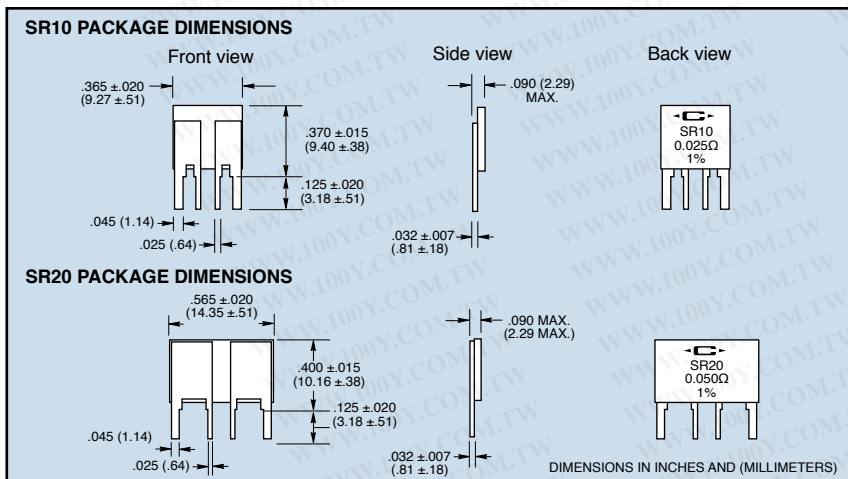
Non-inductive Design - Compact Footprint Minimizes Circuit Board Space Kelvin Terminals (Four Wire) - Resistance Values 0.005Ω to 1.00Ω

Type SR Current Sense Resistors utilize Caddock's Micronox® resistance films to achieve a low cost resistor with Non-inductive Performance. This compact construction makes this sense resistor ideal for many current monitoring or control applications.

The special performance features of these Type SR Current Sense Resistors include:

- Available in Standard Resistances down to 5 milliohm.
- Non-Inductive Design.
- Terminals are constructed for Kelvin connections to the circuit board.
- Compact footprint.

Model No.	Resistance		Power Rating at 70°C*	Voltage Rating	Terminal Material
	Min.	Max.			
SR10	0.008 Ω	1.00 Ω	1.0 Watt	Power Limited	Solderable
SR20	0.005 Ω	1.00 Ω	2.0 Watts	Power Limited	Solderable



勝特力材料 886-3-5753170
 勝特力电子(上海) 86-21-34970699
 勝特力电子(深圳) 86-755-83298787
[Http://www.100y.com.tw](http://www.100y.com.tw)

SR10 Standard Resistance Values:

0.008 Ω	0.020 Ω	0.040 Ω	0.15 Ω	0.40 Ω
0.010 Ω	0.025 Ω	0.050 Ω	0.20 Ω	0.50 Ω
0.012 Ω	0.030 Ω	0.075 Ω	0.25 Ω	0.75 Ω
0.015 Ω	0.033 Ω	0.10 Ω	0.30 Ω	1.00 Ω

SR20 Standard Resistance Values:

0.005 Ω	0.020 Ω	0.040 Ω	0.15 Ω	0.40 Ω
0.008 Ω	0.025 Ω	0.050 Ω	0.20 Ω	0.50 Ω
0.010 Ω	0.030 Ω	0.075 Ω	0.25 Ω	0.75 Ω
0.015 Ω	0.033 Ω	0.10 Ω	0.30 Ω	1.00 Ω

Custom resistance values can be manufactured for high quantity applications. Please contact Caddock Applications Engineering.

Specifications:

Resistance Tolerance: ±1.0%

Temperature Coefficient: TC referenced to +25°C, ΔR taken at -15°C and +105°C.

0.081 to 1.00 ohm	-50 to +100 ppm/°C
0.025 to 0.080 ohm	0 to +150 ppm/°C
0.008 to 0.024 ohm	0 to +200 ppm/°C
0.005 to 0.007 ohm	0 to +300 ppm/°C

Load Life: 1000 hours at rated power at +70°C, ΔR ±(0.2 percent + 0.00001 ohm) max.

Thermal Shock: Mil-Std-202, Method 107, Cond. A, ΔR ±(0.2 percent + 0.00001 ohm) max.

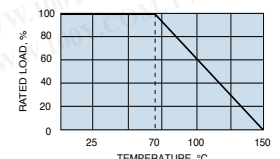
Moisture Resistance: Mil-Std-202, Method 106, ΔR ±(0.2 percent + 0.00001 ohm) max.

Encapsulation: Polymer over resistance element.

Power Derating Curve:

* Power rating:

The power rating should be limited as shown by the derating curve based upon the maximum ambient temperature. The derating curve is based on still air with natural convection around the resistor.



Ordering Information:

Model Number: SR10 - 0.050 - 1% Tolerance
 Resistor Value: _____