

Product data sheet

Specifications

勝特力電材超市-龍山店 886-3-5773766
勝特力電材超市-光復店 886-3-5729570
勝特力電子(上海) 86-21-34970699
勝特力電子(深圳) 86-755-83298787
<http://www.100y.com.tw>



Harmony, plugin relay socket, mixed contact, 16 A, 250 V, screw clamp, for RPM2 relays

RPZF2

Product availability: Stock - Normally stocked in distribution facility

Main

Range of Product	Harmony Electromechanical Relays
Device short name	RPZ
Product or Component Type	Socket
Product compatibility	Plug-in relay RPM 2 C/O
Contacts type and composition	2 C/O
[I _{th}] conventional free air thermal current	16 A
[U _e] rated operational voltage	< 250 V

Complementary

Shape of pin	Flat
Contact terminal arrangement	Mixed
Tightening torque	< 1 N.m M3.5
Fixing mode	By screw (panel) Clip-on (35 mm symmetrical DIN rail)
[U _{imp}] rated impulse withstand voltage	4 kV
Overvoltage category	III
pollution degree	3
Sale per indivisible quantity	10
Width	1.2 in (30 mm)
Product Weight	0.119 lb(US) (0.054 kg)

Environment

Connections - terminals	- screw clamp terminals, flexible with cable end 1 x 0.5...1 x 2.5 mm ² / AWG 20...AWG 14 - screw clamp terminals, solid without cable end 1 x 0.5...1 x 1.5 mm ² / AWG 20...AWG 16 - screw clamp terminals, flexible with cable end 2 x 0.5...2 x 2.5 mm ² / AWG 20...AWG 14 - screw clamps terminals, solid without cable end 2 x 0.5...2 x 1.5 mm ² / AWG 20...AWG 16
IP degree of protection	IP20 conforming to IEC 60529
Dielectric strength	2500 V
Standards	IEC 61984
Product Certifications	UL CSA
Marking	CE

Price is "List Price" and may be subject to a trade discount – check with your local distributor or retailer for actual price.

Ambient Air Temperature for Storage	-40...185 °F (-40...85 °C)
Ambient air temperature for operation	-40...131 °F (-40...55 °C)

Ordering and shipping details

Category	US10CP221128
Discount Schedule	0CP2
GTIN	3389119402293
Returnability	Yes
Country of origin	TW

Packing Units

Unit Type of Package 1	PCE
Number of Units in Package 1	1
Package 1 Height	1.10 in (2.8 cm)
Package 1 Width	1.22 in (3.1 cm)
Package 1 Length	3.31 in (8.4 cm)
Package 1 Weight	1.9 oz (55 g)
Unit Type of Package 2	BB1
Number of Units in Package 2	10
Package 2 Height	2.64 in (6.7 cm)
Package 2 Width	3.62 in (9.2 cm)
Package 2 Length	6.22 in (15.8 cm)
Package 2 Weight	20.4 oz (577 g)
Unit Type of Package 3	S03
Number of Units in Package 3	200
Package 3 Height	11.81 in (30 cm)
Package 3 Width	11.81 in (30 cm)
Package 3 Length	15.75 in (40 cm)
Package 3 Weight	27.311 lb(US) (12.388 kg)

Contractual warranty

Warranty	18 months
----------	-----------



Environmental Data

Schneider Electric aims to achieve Net Zero status by 2050 through supply chain partnerships, lower impact materials, and circularity via our ongoing “Use Better, Use Longer, Use Again” campaign to extend product lifetimes and recyclability.

[Environmental Data explained >](#)

[How we assess product sustainability >](#)

Environmental footprint

Carbon footprint (kg CO2 eq, Total Life cycle)	1
--	---

Use Better

Materials and Substances

Packaging made with recycled cardboard	Yes
--	-----

Packaging without single use plastic	Yes
--------------------------------------	-----

EU RoHS Directive	Pro-active compliance (Product out of EU RoHS legal scope)
-----------------------------------	--

REACH Regulation	REACH Declaration
------------------	-----------------------------------

California proposition 65	WARNING: This product can expose you to chemicals including: Nickel compounds, which is known to the State of California to cause cancer, and Di-isodecyl phthalate (DIDP), which is known to the State of California to cause birth defects or other reproductive harm. For more information go to www.P65Warnings.ca.gov
---------------------------	---

Use Again

Repack and remanufacture

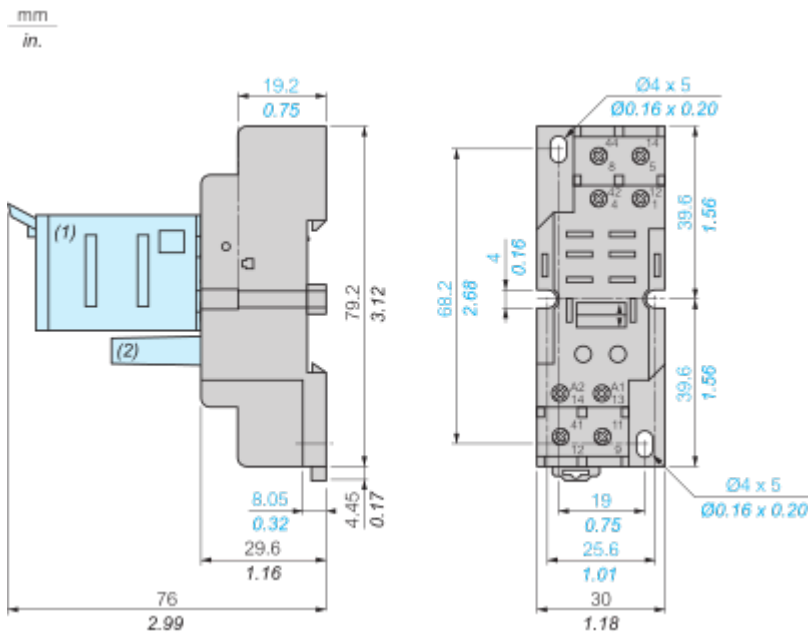
Circularity Profile	No need of specific recycling operations
---------------------	--

Take-back	No
-----------	----

WEEE	 The product must be disposed on European Union markets following specific waste collection and never end up in rubbish bins.
------	--

Dimensions Drawings

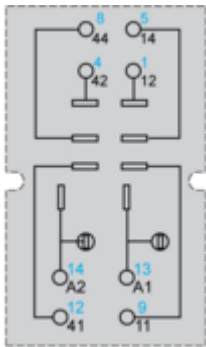
Dimensions



- (1) Relays
- (2) Protection module
- (3) Maintaining clamp

Connections and Schema

Wiring Diagram



Symbols shown in blue correspond to Nema marking.

Technical Illustration

Dimensions

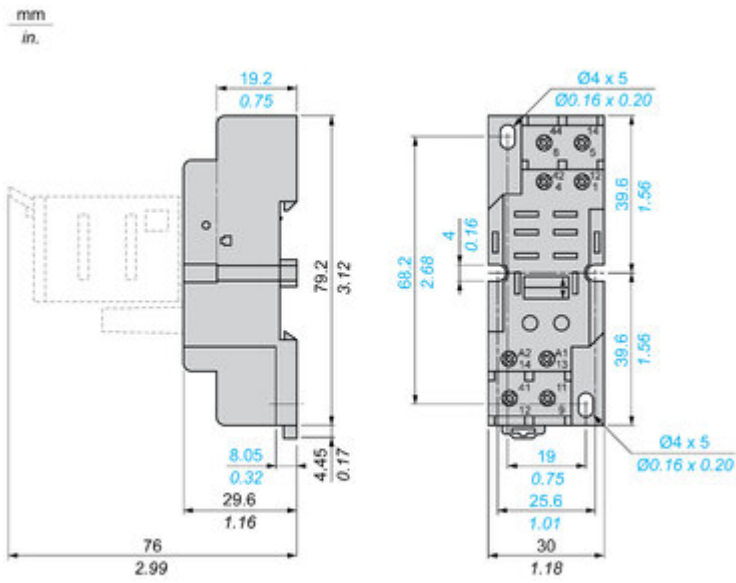


Image of product / Alternate images

Alternative





Image of product in real life situation

