

Product data sheet

Specifications

勝特力電材超市-龍山店 886-3-5773766
勝特力電材超市-光復店 886-3-5729570
勝特力電子(上海) 86-21-34970699
勝特力電子(深圳) 86-755-83298787
<http://www.100y.com.tw>



plug-in relay, Harmony
electromechanical relays, 15A, 2CO,
with LED, lockable test button, 24V
DC

RPM22BD

Product availability: Stock - Normally stocked in distribution facility

Main

| | |
|--|----------------------------------|
| Range of Product | Harmony Electromechanical Relays |
| Series name | RPM series |
| Product or Component Type | Plug-in relay |
| Contacts type and composition | 2 C/O |
| Relay Type | Power relay |
| Status LED | With |
| [Uc] control circuit voltage | 24 V DC |
| Minimum switching capacity | 170 mW 10 mA, 17 V |
| Release time | 20 ms at nominal voltage |
| Ambient air temperature for operation | -40...131 °F (-40...55 °C) |
| [Ithe] conventional enclosed thermal current | 15 A -40...131 °F (-40...55 °C) |

Complementary

| | |
|-------------------------------------|---|
| Control Type | Lockable test button |
| [Ie] rated operational current | 15 A 277 V AC) UL 15 A 28 V DC) UL 15 A 250 V AC) NO IEC 15 A 28 V DC) NO IEC 7.5 A 250 V AC) NC IEC 7.5 A 28 V DC) NC IEC |
| Degree of protection (Housing only) | IP40 conforming to IEC 60529 |
| Rated operational voltage limits | 19.2...26.4 V DC |
| [Ui] rated insulation voltage | 250 V IEC 300 V CSA 300 V UL |
| Maximum switching voltage | 250 V IEC |
| Drop-out voltage threshold | >= 0.1 U _c DC |
| Maximum switching capacity | 3750 VA 420 W |
| Mechanical durability | 10000000 cycles |
| Electrical durability | 100000 cycles resistive |
| Safety reliability data | B10d = 100000 |
| Operating rate | <= 1200 cycles/hour under load <= 18000 cycles/hour no-load |

Price is "List Price" and may be subject to a trade discount – check with your local distributor or retailer for actual price.

| | |
|--|---|
| Utilisation coefficient | 20 % |
| Dielectric strength | 1500 V AC between contacts with micro disconnection 2000 V AC between coil and contact with reinforced 2000 V AC between poles with basic |
| [Uimp] rated impulse withstand voltage | 4 kV 1.2/50 µs |
| Protection category | RT I |
| Mounting Support | Plug-in |
| Operating position | Any position |
| Test levels | Level A group mounting |
| Device presentation | Complete product |
| Contacts material | AgNi |
| Shape of pin | Flat (faston type) |
| Product Weight | 0.079 lb(US) (0.036 kg) |

Environment

| | |
|-------------------------------------|---|
| Pollution degree | 3 |
| Standards | CSA C22.2 No 14 IEC 61810-1 UL 508 |
| Product Certifications | EAC UL CSA |
| Ambient Air Temperature for Storage | -40...185 °F (-40...85 °C) |
| Vibration resistance | 3 gn +/- 1 mm 10...150 Hz)5 cycles in operation 5 gn +/- 1 mm 10...150 Hz)5 cycles not operating |
| Shock resistance | 15 gn in operation 30 gn not operating |

Ordering and shipping details

| | |
|-------------------|---------------|
| Category | US10CP221127 |
| Discount Schedule | 0CP2 |
| GTIN | 3389119401890 |
| Returnability | Yes |
| Country of origin | US |

Packing Units

| | |
|------------------------------|---------------------|
| Unit Type of Package 1 | PCE |
| Number of Units in Package 1 | 1 |
| Package 1 Height | 1.85 in (4.700 cm) |
| Package 1 Width | 0.83 in (2.100 cm) |
| Package 1 Length | 1.10 in (2.800 cm) |
| Package 1 Weight | 1.305 oz (37.000 g) |
| Unit Type of Package 2 | BB1 |
| Number of Units in Package 2 | 10 |
| Package 2 Height | 1.26 in (3.200 cm) |

| | |
|-------------------------------------|---------------------------|
| Package 2 Width | 4.06 in (10.300 cm) |
| Package 2 Length | 4.96 in (12.600 cm) |
| Package 2 Weight | 14.286 oz (405.000 g) |
| Unit Type of Package 3 | S02 |
| Number of Units in Package 3 | 240 |
| Package 3 Height | 5.91 in (15.000 cm) |
| Package 3 Width | 11.81 in (30.000 cm) |
| Package 3 Length | 15.75 in (40.000 cm) |
| Package 3 Weight | 22.844 lb(US) (10.362 kg) |

Contractual warranty

| | |
|-----------------|-----------|
| Warranty | 18 months |
|-----------------|-----------|

Environmental Data

Schneider Electric aims to achieve Net Zero status by 2050 through supply chain partnerships, lower impact materials, and circularity via our ongoing “Use Better, Use Longer, Use Again” campaign to extend product lifetimes and recyclability.

[Environmental Data explained >](#)

[How we assess product sustainability >](#)

Environmental footprint

Carbon footprint (kg CO2 eq, Total Life cycle) 29

Environmental Disclosure [Product Environmental Profile](#)

Use Better

Materials and Substances

Packaging made with recycled cardboard Yes

Packaging without single use plastic Yes

[EU RoHS Directive](#) Pro-active compliance (Product out of EU RoHS legal scope)

REACH Regulation [REACH Declaration](#)

California proposition 65 **WARNING:** This product can expose you to chemicals including: Nickel compounds, which is known to the State of California to cause cancer, and Di-isodecyl phthalate (DIDP), which is known to the State of California to cause birth defects or other reproductive harm. For more information go to www.P65Warnings.ca.gov

Use Again

Repack and remanufacture

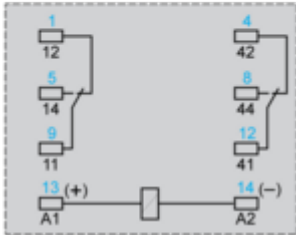
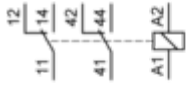
Circularity Profile No need of specific recycling operations

Take-back No

WEEE  The product must be disposed on European Union markets following specific waste collection and never end up in rubbish bins.

Connections and Schema

Wiring Diagram



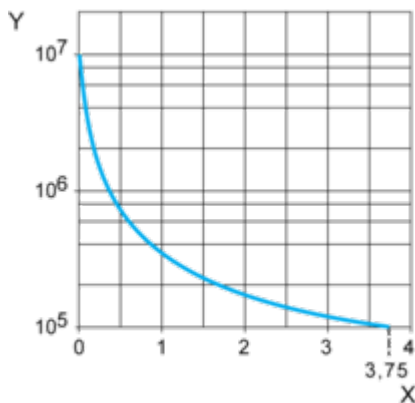
Symbols shown in blue correspond to Nema marking.

Performance Curves

Electrical Durability of Contacts

Durability (inductive load) = durability (resistive load) x reduction coefficient.

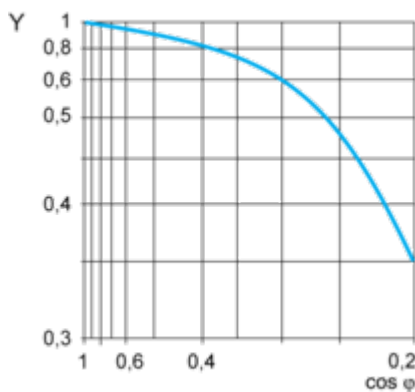
Resistive AC load



X Switching capacity (kVA)

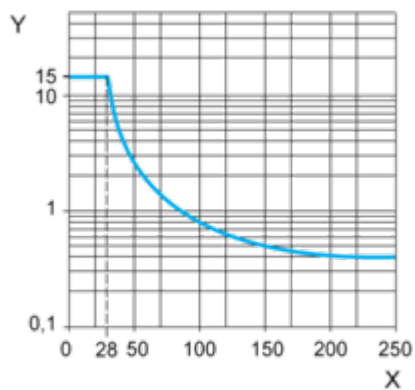
Y Durability (Number of operating cycles)

Reduction coefficient for inductive AC load (depending on power factor cos φ)



Y Reduction coefficient (A)

Maximum switching capacity on resistive DC load



X Voltage DC

Y Current DC

Note : These are typical curves, actual durability depends on load, environment, duty cycle, etc.

Technical Illustration

Dimensions

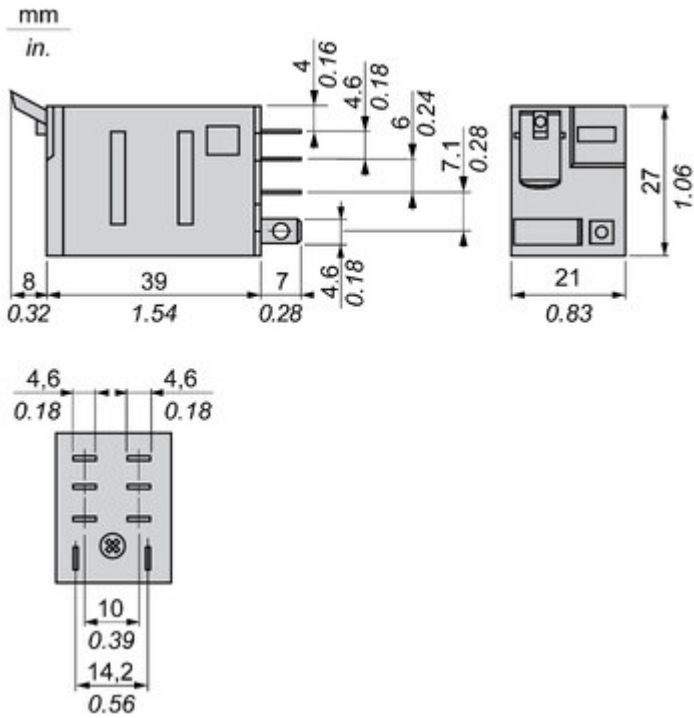


Image of product / Alternate images

Alternative

