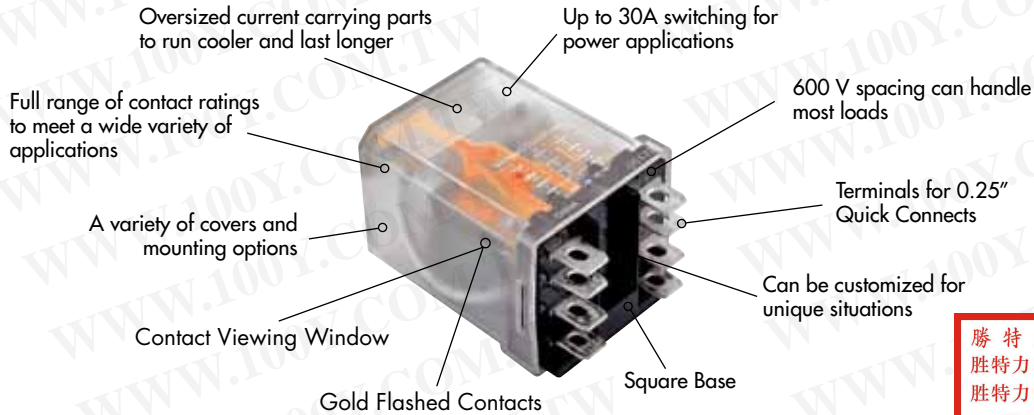


389F Power Relays/One, Two or Three Pole 20-30 Amp Rating (DC and AC)



勝特力材料 886-3-5753170
 勝特力电子(上海) 86-21-34970699
 勝特力电子(深圳) 86-755-83298787
[Http://www.100y.com.tw](http://www.100y.com.tw)

General Specifications - (UL 508)

Contact Characteristics	389FHXX, XHX	389FXAX, BXX, XBX	389FCXX, XCX
Number and type of contacts	SPST-NO-DM, SPDT-DM-DB	SPST, SPDT, DPST, DPDT	3PST, 3PDT
Contact materials	Silver Alloy	Silver Alloy	Silver Alloy
Thermal (carrying) current	30 A	25 A	20 A
Maximum switching voltage	600 V	600 V	300 V
Switching current @ voltage	Resistive	25 A @ 300 VAC 50/60Hz 30 A @ 28 VDC	20 A @ 150 VAC 50/60Hz 13 A @ 28 VDC
	Ballast	25 A @ 277 VAC 50/60Hz	20 A @ 277 VAC 50/60Hz
	HP	1.5 @ 200-300 V 50/60Hz 1 @ 120-199 V 50/60Hz	1.5 @ 208-240 V 50/60Hz 1 @ 480-600 V 50/60Hz
	Pilot Duty	A600	B600
Minimum switching requirement	100 mA @ 5 VDC or 0.5 W	100 mA @ 5 VDC or 0.5 W	100 mA @ 5 VDC or 0.5 W

Coil Characteristics			
Voltage range	12 to 240 VAC 12 to 110 VDC	12 to 240 VAC 12 to 110 VDC	12 to 240 VAC 12 to 110 VDC
Operating range (% of nominal)	85% to 110% AC 80% to 110% DC	85% to 110% AC 80% to 110% DC	85% to 110% AC 80% to 110% DC
Average consumption	3.5 VA 1.44 W	3.5 VA 1.44 W	3.5 VA 1.44 W
Drop-out voltage threshold	10% AC/DC	10% AC/DC	10% AC/DC

Performance Characteristics			
Electrical life (operations @ rated current)	100,000 operations	100,000 operations	100,000 operations
Mechanical life (unpowered)	5,000,000 operations	5,000,000 operations	5,000,000 operations
Operating time (response time)	20 ms	20 ms	20 ms
Dielectric strength	Between coil and contact	2000 VAC	2000 VAC
	Between poles	2000 VAC	2000 VAC
	Between contacts	500 VAC	500 VAC


Environment			
Product certifications	Standard version	UL, CE, CSA	UL, CE, CSA
Ambient air temperature around the device	Storage	-40 to 85 °C	-40 to 85 °C
	Operation	-40 to 55 °C	-40 to 55 °C
Weight		88 g	88 g

Part Number Builder

389F	XBX	C1M	-120	A
Series	Configuration	Options**	Voltage	Current Type
389F = Standard model equipped with flag indicator	XAX = SPDT BXX = DPST-NO XBX = DPDT CXX = 3PST-NO XCX = 3PDT HXX = SPST-NO-DM XHX = SPDT-DM-DB	B = Mounting base C = Plastic dust cover - socket mountable C1 = Side flange mount cover C3 = Top flange cover L = Indicator lamp across coil M = Manual operator button on case T = Printed circuit board terminals	Coil Voltage	A = AC D = DC

Note - Not all iterations of option codes are available and some standard parts may use different nomenclature than outlined in part number builder.

**Multiple codes may be used.




Side Flange Cover
Option C1

NEW!



Plain Cover
Option C



NEW!

389 Relay with the
70-788EL11-1 Socket

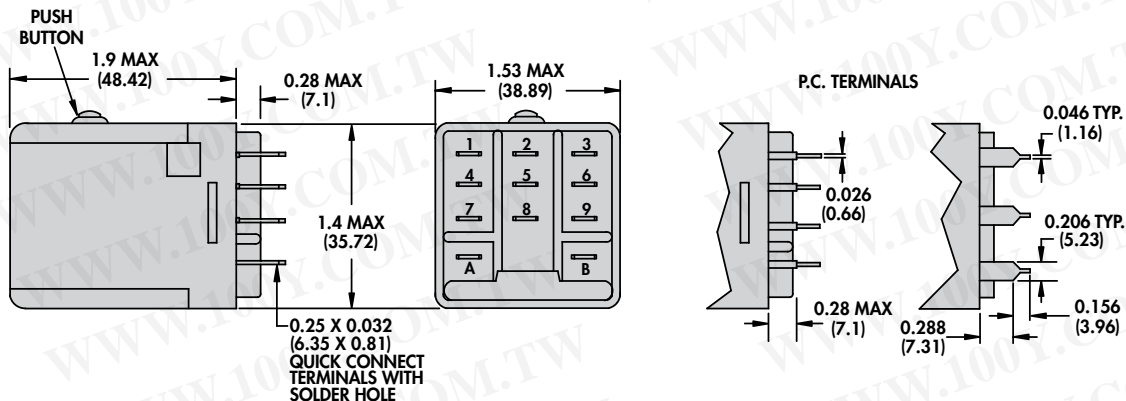
Standard Part Numbers

BOLD-FACED PART NUMBERS ARE NORMALLY STOCKED

Nominal Input Voltage	Coil Resistance	Part Number	Contact Configuration
25 Amp, AC Operated Flange Mount with Push Button			
220/240 VAC, 50/60 Hz	7200 Ω	389FBXC1M-240A	DPDT
110/120 VAC, 50/60 Hz	1700 Ω	389FBXC1M-120A	DPDT
20 Amp, AC Operated Flange Mount with Push Button			
220/240 VAC, 50/60 Hz	4600 Ω	389FCXC1M-240A	3PDT
110/120 VAC, 50/60 Hz	1200 Ω	389FCXC1M-120A	3PDT
25 Amp, DC Operated Flange Mount with Push Button			
12 VDC	100 Ω	389FBXC1M-12D	DPDT
24 VDC	400 Ω	389FBXC1M-24D	DPDT
20 Amp, DC Operated Flange Mount with Push Button			
12 VDC	100 Ω	389FCXC1M-12D	3PDT
24 VDC	400 Ω	389FCXC1M-24D	3PDT
30 Amp, AC Operated Flange Mount			
110/120 VAC 50/60 Hz	1100 Ω	389FHXC1-120A	SPST-NO-DM
220/240 VAC 50/60 Hz	4300 Ω	389FHXC1-240A	SPST-NO-DM
24 VAC 50/60 Hz	44 Ω	389FHXC1-24A	SPDT-DM-DB
110/120 VAC 50/60 Hz	1100 Ω	389FHXC1-120A	SPDT-DM-DB
30 Amp, DC Operated Flange Mount			
12 VDC	100 Ω	389FHXC1-12D	SPST-NO-DM
24 VDC	400 Ω	389FHXC1-24D	SPST-NO-DM
12 VDC	100 Ω	389FHXC1-12D	SPDT-DM-DB
24 VDC	400 Ω	389FHXC1-24D	SPDT-DM-DB
25 Amp, AC Operated Flange Mount			
110/120 VAC 50/60 Hz	1700 Ω	389FXAXC1-120A	SPDT
24 VAC 50/60 Hz	72 Ω	389FBXC1-24A	DPDT
110/120 VAC 50/60 Hz	1700 Ω	389FBXC1-120A	DPDT
220/240 VAC 50/60 Hz	7200 Ω	389FBXC1-240A	DPDT
20 Amp, AC Operated Flange Mount			
110/120 VAC 50/60 Hz	1200 Ω	389FCXC1-120A	3PDT
220/240 VAC 50/60 Hz	4600 Ω	389FCXC1-240A	3PDT
25 Amp, DC Operated Flange Mount			
12 VDC	100 Ω	389FXAXC1-12D	SPDT
24 VDC	400 Ω	389FXAXC1-24D	SPDT
12 VDC	100 Ω	389FBXC1-12D	DPDT
24 VDC	400 Ω	389FBXC1-24D	DPDT
20 Amp, DC Operated Flange Mount			
12 VDC	100 Ω	389FCXC1-12D	DPDT
24 VDC	400 Ω	389FCXC1-24D	DPDT
25 Amp, AC Operated Socket Compatible			
220 / 240 VAC 50/60 Hz	7200 Ω	389FBXC-240A	DPDT
110 / 120 VAC 50/60 Hz	1700 Ω	389FBXC-120A	DPDT
24 VAC 50/60 Hz	72 Ω	389FBXC-24A	DPDT
25 Amp, DC Operated Socket Compatible			
110/125 VDC	8000 Ω	389FBXC-110/125D	DPDT
24 VDC	400 Ω	389FBXC-24D	DPDT
20 Amp, AC Operated Socket Compatible			
220/240 VAC 50/60 Hz	4600 Ω	389FCXC-240A	DPDT
110/120 VAC 50/60 Hz	1200 Ω	389FCXC-120A	DPDT
24 VAC 50/60 Hz	46 Ω	389FCXC-24A	DPDT
20 Amp, DC Operated Socket Compatible			
110/125 VDC	8000 Ω	389FCXC-110/125D	DPDT
24 VDC	400 Ω	389FCXC-24D	DPDT

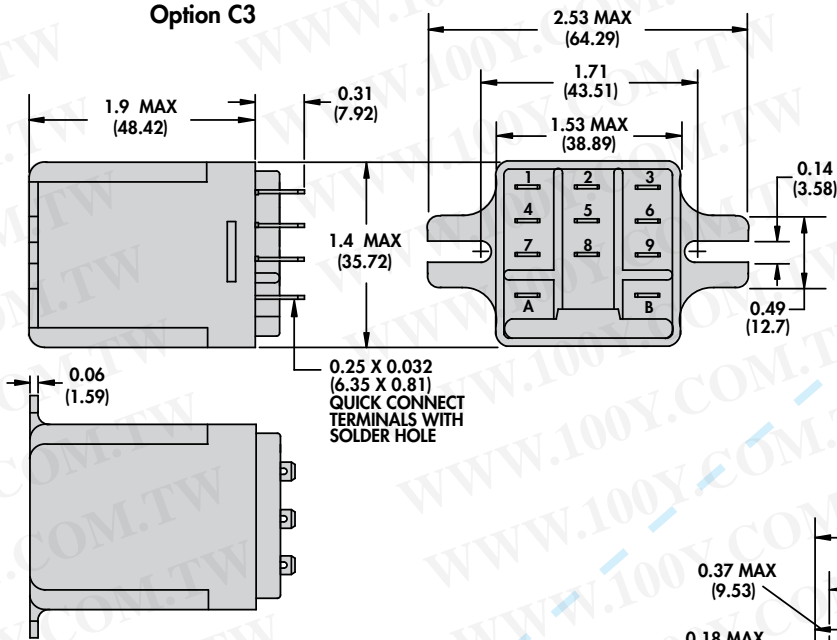
PLAIN/PUSH BUTTON COVER STYLE

Option C



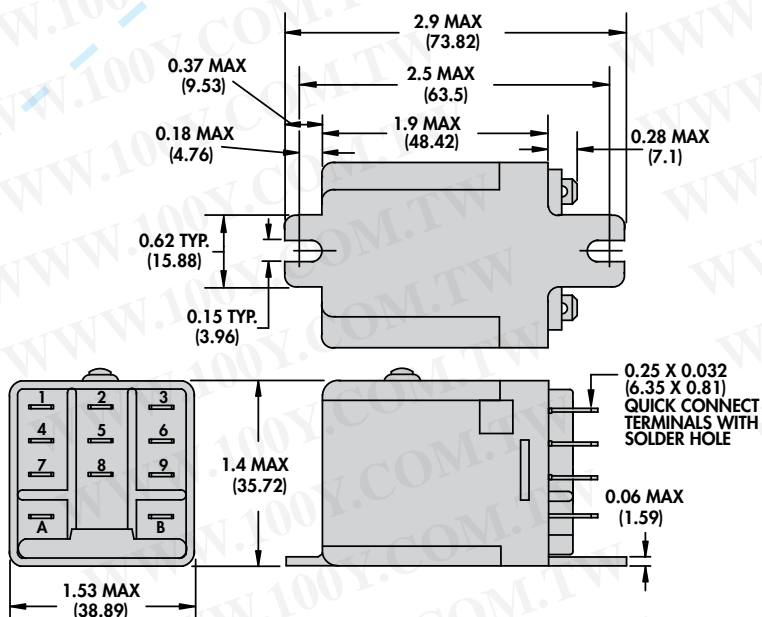
TOP FLANGE COVER STYLE

Option C3



SIDE FLANGE COVER STYLE

Option C1



勝特力材料 886-3-5753170
 勝特力电子(上海) 86-21-34970699
 勝特力电子(深圳) 86-755-83298787
[Http://www.100y.com.tw](http://www.100y.com.tw)