

Features

- 2:1 Wide Input Voltage Range
- 12 Watts Output Power
- 1.6kVDC Isolation
- Over Current Protection
- Five-Sided Continuous Shield
- Standard DIP24 and SMD-Pinning
- Efficiency to 88%

勝特力材料 886-3-5753170
 勝特力电子(上海) 86-21-34970699
 勝特力电子(深圳) 86-755-83298787
[Http://www.100y.com.tw](http://www.100y.com.tw)

POWERLINE
 DC/DC-Converter

RP12-S_DA Series

**12 Watt
 DIP24,
 Single & Dual
 Output**



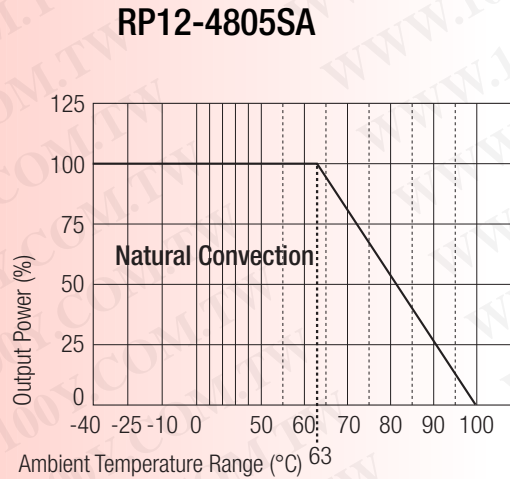
RECOM

Selection Guide 5V, 12V, 24V and 48V Input Types

Part Number	Input Range	Output Voltage	Output Current	Input ⁽⁴⁾ Current	Efficiency ⁽⁵⁾	Capacitive ⁽⁶⁾ Load max.
	VDC	VDC	mA	mA	%	μF
RP12-122.5SA	9-18	2.5	3500	1687	82	2000
RP12-123.3SA	9-18	3.3	3500	1646	84	2000
RP12-1205SA	9-18	5	2400	1606	86	2000
RP12-1212SA	9-18	12	1000	1606	86	430
RP12-1215SA	9-18	15	800	1606	86	300
RP12-242.5SA	18-36	2.5	3500	843	83	2000
RP12-243.3SA	18-36	3.3	3500	823	85	2000
RP12-2405SA	18-36	5	2400	803	87	2000
RP12-2412SA	18-36	12	1000	803	87	430
RP12-2415SA	18-36	15	800	803	87	300
RP12-482.5SA	36-75	2.5	3500	422	83	2000
RP12-483.3SA	36-75	3.3	3500	411	85	2000
RP12-4805SA	36-75	5	2400	401	87	2000
RP12-4812SA	36-75	12	1000	401	87	430
RP12-4815SA	36-75	15	800	401	87	300
RP12-1205DA	9-18	±5	±1200	1687	82	±1250
RP12-1212DA	9-18	±12	±500	1626	87	±200
RP12-1215DA	9-18	±15	±400	1626	87	±120
RP12-2405DA	18-36	±5	±1200	843	83	±1250
RP12-2412DA	18-36	±12	±500	813	88	±200
RP12-2415DA	18-36	±15	±400	813	88	±120
RP12-4805DA	36-75	±5	±1200	422	83	±1250
RP12-4812DA	36-75	±12	±500	406	88	±200
RP12-4815DA	36-75	±15	±400	406	88	±120

Derating-Graph (Ambient Temperature)

勝特力材料 886-3-5753170
 勝特力电子(上海) 86-21-34970699
 勝特力电子(深圳) 86-755-83298787
[Http://www.100y.com.tw](http://www.100y.com.tw)



Derating graphs are valid only for the shown part numbers. If you need detailed derating-information about a part-number not shown here please contact our technical customer service at info@recom-development.at

Specifications (typical at nominal input and 25°C unless otherwise noted)

Input Voltage Range	12V nominal input 24V nominal input 48V nominal input	9-18VDC 18-36VDC 36-75VDC
Under Voltage Lockout	12V Input DC-DC ON DC-DC OFF 24V Input DC-DC ON DC-DC OFF 48V Input DC-DC ON DC-DC OFF	9VDC 8VDC 18VDC 16VDC 36VDC 33VDC
Input Filter		Pi Type
Input Voltage Variation dv/dt	(Complies with ETS300 132 part 4.4)	5V/ms max.
Input Surge Voltage (100 ms max.)	12V Input 24V Input 48V Input	36VDC 50VDC 100VDC
Input Reflected Ripple (nominal Vin and full load)		20mAp-p
Start Up Time (nominal Vin and constant resistor load)		600ms typ.
Remote ON/OFF (see note 8)	DC-DC ON DC-DC OFF	Open or $3.5V < V_r < 12V$ Short or $0V < V_r < 1.2V$
Remote OFF input current	Nominal input	2.5mA
Output Power		12W max.
Output Voltage Accuracy (full Load and nominal Vin)		±1.2%
Minimum Load (see Note 1)		10% of FL

continued on next page

Specifications (typical at nominal input and 25°C unless otherwise noted)

Line Regulation (LL-HL at full load)	Single	±0.2%
	Dual	±0.5%
Load Regulation (25% to 100% FL)	Single	±0.5%
	Dual	±1%
	(only 2.5Vout)	±1.5%
Cross Regulation (asymmetrical load 25%/100% FL)		±5%
Ripple and Noise (20MHz bandwidth)		85mVp-p
Temperature Coefficient		±0.02%/°C, max.
Transient Response (25% load step change)		300µS
Over Voltage Protection	2.5V	3.9V
Zener diode clamp (only single)	3.3V	3.9V
	5V	6.2V
	12V	15V
	15V	18V
Over Load Protection (% of full load at nominal Vin)		150% typ
Short Circuit Protection		Continuous, automatic recovery
Efficiency		see „Selection Guide“ table
Isolation Voltage	In to out	1.600VDC min.
	I/O to case	1.600VDC min.
Isolation Resistance		10 ⁹ Ω min.
Isolation Capacitance		1200pF max.
Operating Frequency		400kHz typ.
Operating Temperature Range		-40°C to +85°C(with derating)
Maximum Case Temperature		+100°C
Storage Temperature Range		-55°C to +105°C
Thermal Impedance	Natural convection	20°C/Watt
Thermal Shock		MIL-STD-810D
Vibration		10-55Hz, 2G, 30 Min. along X, Y and Z
Relative Humidity		5% to 95% RH
Case Material		Nickel-Coated copper
Base Material		Non-conductive black plastic
Potting Material		Epoxy (UL94-V0)
Conducted Emissions	EN55022	Class A
Radiated Emissions	EN55022	Class A
ESD	EN61000-4-2	Perf. Criteria 2
Radiated Immunity	EN61000-4-3	Perf. Criteria 2
Fast Transient	EN61000-4-4	Perf. Criteria 2
Surge	EN61000-4-5	Perf. Criteria 2
Conducted Immunity	EN61000-4-6	Perf. Criteria 2
Weight		18g
Dimensions		31.8 x 20.3 x 10.2mm
MTBF (see note 2)		2.750 x 10 ⁶ Hours

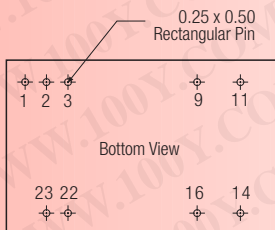
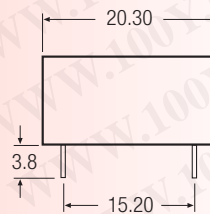
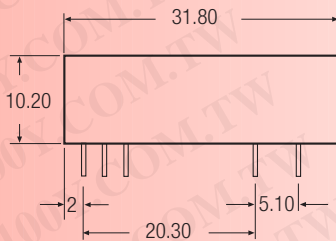
Notes :

1. The RP12 series requires a minimum of 10% loading on the output to maintain specified regulation. Operation under no-load condition will not damage these devices, however they may not meet all listed specification.
2. BELLCORE TR-NWT-000332. Case I: 50% Stress, Temperature at 40°C (Ground fixed and controlled environment).
3. Simulated source impedance of 12uH. 12uH inductor in series with +Vin.
4. Maximum value at nominal input voltage and full load of standard type.
5. Typical value at nominal input voltage and full load.
6. Test by minimum Vin and constant resistor load.
7. The ON/OFF control pin voltage is referenced to negative input.
8. See application notes for EMI-filtering.

勝特力材料 886-3-5753170
 勝特力电子(上海) 86-21-34970699
 勝特力电子(深圳) 86-755-83298787
[Http://www.100y.com.tw](http://www.100y.com.tw)

Package Style and Pinning (mm)

DIP24 Package Style



Pin Connections

Pin #	Single	Dual
1	ON/OFF	ON/OFF
2	-Vin	-Vin
3	-Vin	-Vin
9	NC	Com
11	NC	-Vout
14	+Vout	+Vout
16	-Vout	Com
22	+Vin	+Vin
23	+Vin	+Vin

NC = No Connection

Pin Pitch Tolerance ± 0.35 mm