

勝特力材料 886-3-5753170
 勝特力电子(上海) 86-21-34970699
 勝特力电子(深圳) 86-755-83298787
[Http://www.100y.com.tw](http://www.100y.com.tw)



Features :

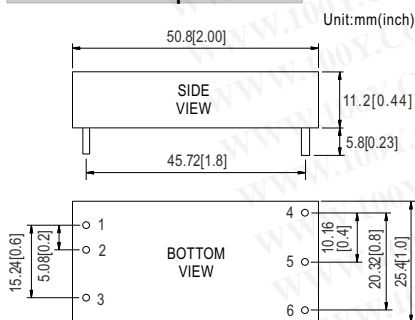
- 2"x1" compact size
- 2:1 wide input range
- High efficiency up to 90%
- 1500VDC I/O isolation
- Built-in remote ON/OFF control
- Built-in trimming output
- Comply with CE / FCC without external components
- Protections: Short circuit / Overload / Input and Output Over voltage
- Cooling by free air convection
- Six-sided shield metal case
- 100% burn-in test
- Low cost / High reliability
- Approvals: FCC / CE
- 2 years warranty



SPECIFICATION

ORDER NO.	SKM30A-05	SKM30B-05	SKM30C-05	SKM30A-12	SKM30B-12	SKM30C-12	SKM30A-15	SKM30B-15	SKM30C-15	
OUTPUT	DC VOLTAGE	5V			12V			15V		
	CURRENT RANGE	0.6 ~ 6A			0.25 ~ 2.5A			0.2 ~ 2A		
	RATED POWER	30W								
	RIPPLE & NOISE (max.) Note.2	90mVp-p			120mVp-p			120mVp-p		
	LINE REGULATION Note.3	±0.2%								
	LOAD REGULATION Note.4	±0.5%								
	VOLTAGE ACCURACY	±2.0%								
	SWITCHING FREQUENCY	300KHz typ.								
INPUT	EXTERNAL CAPACITANCE LOAD (max.)	1000uF			220uF			100uF		
	EXTERNAL TRIM Adj. RANGE(Typ.)	±10%			-20 ~ +10%			-20 ~ +10%		
	VOLTAGE RANGE	A: 9 ~ 18VDC B: 18 ~ 36VDC C: 36 ~ 75VDC								
	UNDER VOLTAGE SHUTDOWN	A: 8VDC B: 16VDC C: 32VDC								
	EFFICIENCY (Typ.)	88%	88.5%	88%	89.5%	89%	89%	89.5%	90%	90%
	DC CURRENT	Full load	2840mA	1420mA	720mA	2810mA	1420mA	710mA	2800mA	1400mA
	No load	170mA	95mA	60mA	150mA	40mA	55mA	135mA	40mA	30mA
PROTECTION (Note. 5)	OVER CURRENT	110% ~ 180% rated output power Protection type : Hiccup mode, recovers automatically after fault condition is removed								
	SHORT CIRCUIT	All output equipped with short circuit Protection type : Hiccup mode, recovers automatically after fault condition is removed								
	OVER VOLTAGE	Input(Typ.) A: >20 ~ 25VDC B: >40 ~ 50VDC C: >80 ~ 100VDC input voltage Protection type : Shut down o/p voltage, recovers automatically after fault condition is removed Output(Typ.) 5Vo : 7V ~ 8.95V ; 12Vo : 15V ~ 19.2V ; 15Vo : 18V ~ 23.3V Protection type : Clamp by TVS diode								
	WORKING TEMP.	-40 ~ +75°C (Refer to "Derating Curve")								
ENVIRONMENT	WORKING HUMIDITY	20% ~ 90% RH non-condensing								
	STORAGE TEMP., HUMIDITY	-55 ~ +125°C, 10 ~ 95% RH								
	TEMP. COEFFICIENT	±0.03% / °C (0 ~ 50°C)								
	VIBRATION	10 ~ 500Hz, 2G 10min./1cycle, period for 60min. each along X, Y, Z axes								
SAFETY & EMC	WITHSTAND VOLTAGE	I/P-O/P: 1.5KVDC								
	ISOLATION RESISTANCE	I/P-O/P: 100M Ohms / 500VDC / 25°C / 70% RH								
	EMC EMISSION	Compliance to EN55022 Class A, FCC part 15 Class A without external components								
OTHERS	EMC IMMUNITY	Compliance to EN61000-4-2,3,4,5,6,8, light industry level, criteria A								
	MTBF	700Khrs min. MIL-HDBK-217F(25°C)								
	DIMENSION	50.8*25.4*11.2 mm or 2**1**0.44" inch (L*W*H)								
	WEIGHT	31.2g								

Mechanical Specification

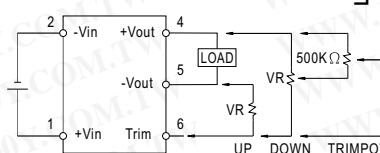


Note : Pin size tolerance 1 φ ±0.1mm

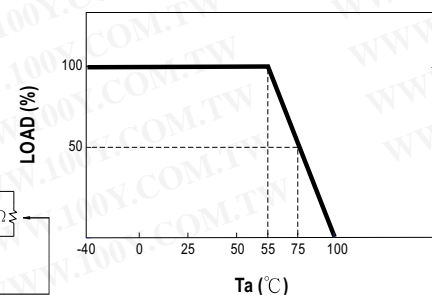
Pin Configuration

Pin No.	Output	Pin No.	Output
1	+Vin	4	+Vout
2	-Vin	5	-Vout
3	R.C	6	Trim

External Output Trimming



Derating Curve



NOTE

- 1.All parameters are specified at normal input, rated load, 25°C 70% RH ambient.
- 2.Ripple & noise are measured at 20MHz by using a 12" twisted pair terminated with a 0.1uf & 47uf capacitor.
- 3.Line regulation is measured from low line to high line at rated load.
- 4.Load regulation is measured from 10% to 100% rated load.
- 5.Please prevent the converter from operating in overload or short circuit condition for more than 30 seconds.