



■ Features :

- Universal AC input / Full range
- Protections: Short circuit / Overload / Over voltage / Over temperature
- Built-in active PFC function
- IP64 design for indoor or outdoor installations
- UL1310 Class 2 power unit
- Cooling by free air convection
- 100% full load burn-in test
- High reliability
- Suitable for LED lighting and moving sign applications
- Compliance to worldwide safety regulations for lighting
- 2 years warranty



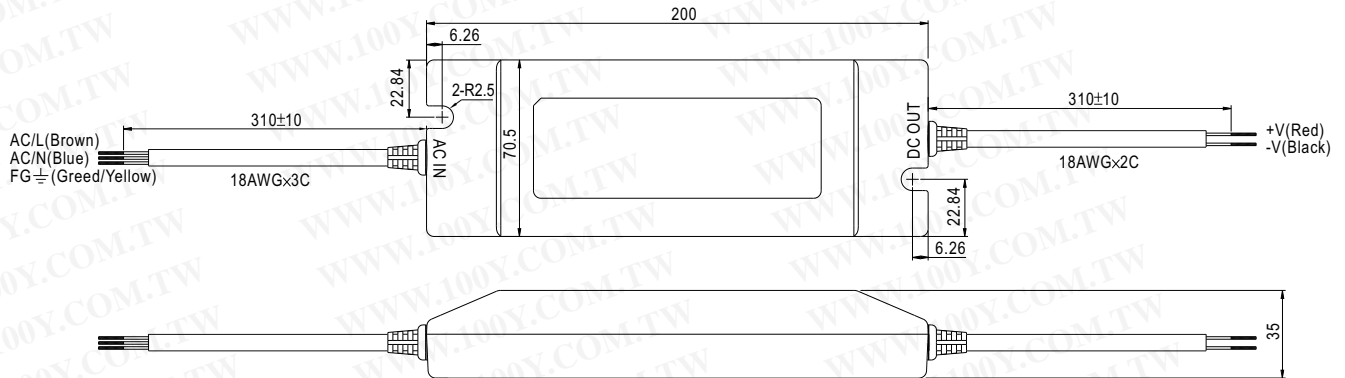
SPECIFICATION

MODEL	PLN-100-12	PLN-100-15	PLN-100-20	PLN-100-24	PLN-100-27	PLN-100-36	PLN-100-48	
OUTPUT	DC VOLTAGE	12V	15V	20V	24V	27V	36V	48V
	CONSTANT CURRENT REGION Note.7	9 ~ 12V	11.25 ~ 15V	15 ~ 20V	18 ~ 24V	20.25 ~ 27V	27 ~ 36V	36 ~ 48V
	RATED CURRENT Note.6	5A	5A	4.8A	4A	3.55A	2.65A	2A
	RATED POWER Note.6	60W	75W	96W	96W	95.85W	95.4W	96W
	RIPPLE & NOISE (max.) Note.2	150mVp-p	150mVp-p	150mVp-p	150mVp-p	150mVp-p	150mVp-p	200mVp-p
	VOLTAGE ADJ. RANGE (SVR1)	10.2 ~ 12V	12.8 ~ 15V	17 ~ 20V	20.4 ~ 24V	23 ~ 27V	30.6 ~ 36V	40.8 ~ 48V
	CURRENT ADJ. RANGE (SVR2)	3.75 ~ 5A	3.75 ~ 5A	3.6 ~ 4.8A	3 ~ 4A	2.6 ~ 3.55A	2 ~ 2.65A	1.5 ~ 2A
	VOLTAGE TOLERANCE Note.3	±3.0%	±3.0%	±3.0%	±3.0%	±3.0%	±2.0%	±2.0%
	LINE REGULATION	±1.0%						
	LOAD REGULATION	±2.0%						
SETUP, RISE TIME	1200ms, 80ms/230VAC 1200ms, 80ms/115VAC at full load							
HOLD UP TIME (Typ.)	60ms/230VAC 30ms/115VAC at full load							
INPUT	VOLTAGE RANGE Note.5	90 ~ 264VAC 127 ~ 370VDC						
	FREQUENCY RANGE	47 ~ 63Hz						
	POWER FACTOR (Typ.)	PF>0.95/230VAC		PF>0.95/115VAC at full load		PF ≥ 0.9 at 75 ~ 100% load		
	EFFICIENCY (Typ.)	83%	85%	87%	87%	87%	87%	87%
	AC CURRENT (Typ.)	12V:0.8A/115VAC	0.4A/230VAC	15V:0.9A/115VAC	0.45A/230VAC	20V ~ 48V:1.1A/115VAC	0.55A/230VAC	
	INRUSH CURRENT (Typ.)	COLD START 40A/230VAC						
LEAKAGE CURRENT	<0.75mA / 240VAC							
PROTECTION	OVER CURRENT Note.4	95 ~ 102% Protection type : Constant current limiting, recovers automatically after fault condition is removed						
	SHORT CIRCUIT Note.4	Hiccup mode, recovers automatically after fault condition is removed						
	OVER VOLTAGE	13 ~ 16V	16.5 ~ 20V	22 ~ 27V	27 ~ 34V	29 ~ 36V	39 ~ 48V	52 ~ 64V
	OVER TEMPERATURE	90°C ±10°C (RTH2) Protection type : Shut down o/p voltage, re-power on to recover						
ENVIRONMENT	WORKING TEMP.	-30 ~ +50°C (Refer to output load derating curve)						
	WORKING HUMIDITY	20 ~ 95% RH non-condensing						
	STORAGE TEMP., HUMIDITY	-40 ~ +80°C, 10 ~ 95% RH						
	TEMP. COEFFICIENT	±0.03%/°C (0 ~ 50°C)						
	VIBRATION	10 ~ 500Hz, 2G 12min./1cycle, period for 72min. each along X, Y, Z axes						
SAFETY & EMC	SAFETY STANDARDS Note.8	UL1310 Class 2, EN61347-1, EN61347-2-13 independent, UL60950-1, TUV EN60950-1, UL879 (listed in UL Sign Components Manual (SAM)) CAN/CSA C22.2 No. 223-M91(except for 48V), IP64 approved						
	WITHSTAND VOLTAGE	I/P-O/P:3.75KVAC I/P-FG:1.88KVAC O/P-FG:0.5KVAC						
	ISOLATION RESISTANCE	I/P-O/P:100M Ohms / 500VDC / 25°C / 70% RH						
	EMI CONDUCTION & RADIATION	Compliance to EN55015, EN55022 (CISPR22) Class B						
	HARMONIC CURRENT	Compliance to EN61000-3-2 Class C (>75% load) ; EN61000-3-3						
	EMS IMMUNITY	Compliance to EN61000-4-2,3,4,5,6,8,11; ENV50204, EN61547, EN55024, light industry level (surge 4KV), criteria A						
OTHERS	MTBF	303.1Khrs min. MIL-HDBK-217F (25°C)						
	DIMENSION	200*70.5*35mm (L*W*H)						
	PACKING	0.52Kg; 20pcs/12.5Kg/0.76CUFT						
NOTE	<ol style="list-style-type: none"> 1. All parameters NOT specially mentioned are measured at 230VAC input, rated load and 25°C of ambient temperature. 2. Ripple & noise are measured at 20MHz of bandwidth by using a 12" twisted pair-wire terminated with a 0.1uf & 47uf parallel capacitor. 3. Tolerance : includes set up tolerance, line regulation and load regulation. 4. Please refer to OLP characteristics. 5. Derating may be needed under low input voltage. Please check the derating curve for more details. 6. This is the maximum possible output current and power. Over load protection may be activated slightly below this level to comply with the requirement of UL1310 class 2. 7. Constant current operation region is within 75% ~100% rated output voltage. This is the suitable operation region for LED related applications, but please reconfirm special electrical requirements for some specific system design. 8. Safety and EMC design refer to EN60598-1, subject 8750(UL), CNS15233, GB7000.1, FCC part18. 							

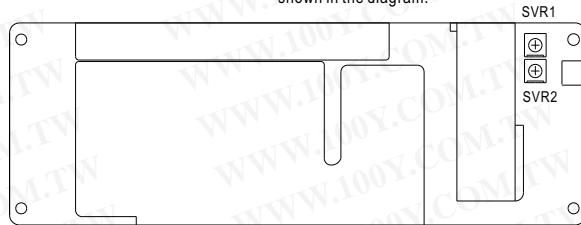
勝特力材料 886-3-5753170
 勝特力电子(上海) 86-21-54151736
 勝特力电子(深圳) 86-755-83298787
[Http://www.100y.com.tw](http://www.100y.com.tw)

Case No.955A Unit:mm

Mechanical Specification

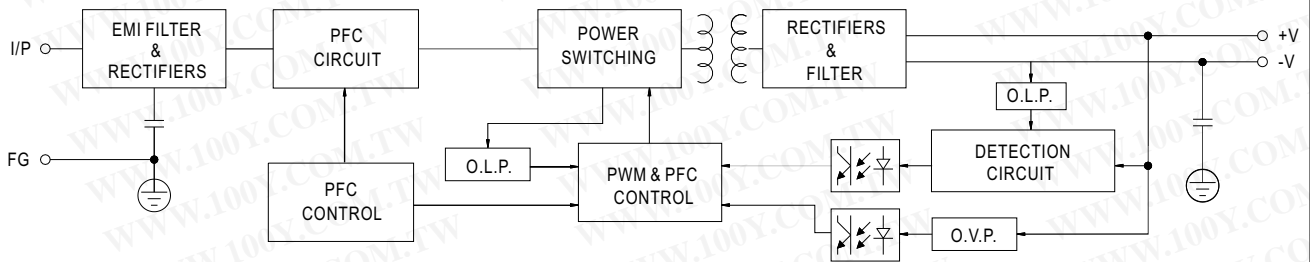


Output voltage and current adjustment : remove the upper case and adjust through SVR1 & SVR2 shown in the diagram.

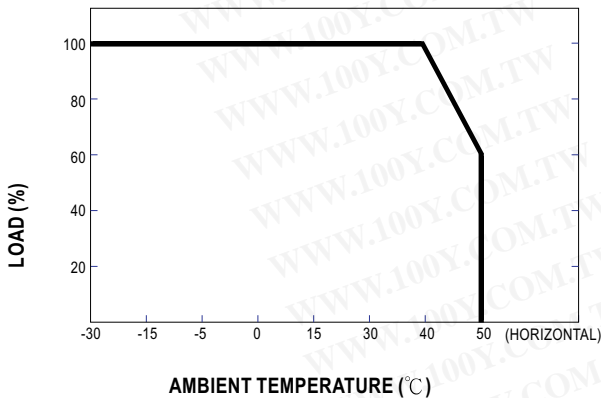


SVR1	Output voltage adjustment
SVR2	Output current adjustment

Block Diagram



Derating Curve



Static Characteristics

