


勝特力電材超市-龍山店 886-3-5773766  
 勝特力電材超市-光復店 886-3-5729570  
 勝特力电子(上海) 86-21-34970699  
 勝特力电子(深圳) 86-755-83298787  
<http://www.100y.com.tw>



## Features

- MEAN WELL Patent Number: ZL 202223277512.1
- 4"x2" compact size with **low profile (25.4mm)**
- 80~264Vac input with PFC, No load power consumption<0.5W
- **Global certificates in multi-fields**  
 (ITE 62368-1, Medical 60601-1, Household 60335-1, Industrial 61558-1/-2-16)
- **150%peak** load @ 3s
- **140W** convection, **200W** with FAN **10.98CFM** forced-cooled
- Suitable for **Class I** or **Class II** installations
- Over voltage category **III (OVC III)**
- **-40 ~ +80°C** wide range operation temperature
- High efficiency up to 94%
- Protections: Short circuit / Overload / Over voltage / Over temperature
- Extremely low leakage current, **2 x MOPP**, suitable for **BF** medical applications
- Operating altitude up to **5000 meters**
- Built-in 12V/0.5A for external FAN
- 3 years warranty

## Applications

- Industrial automation machinery/control system
- Security system
- Mechanical and electrical equipment
- Electronic instruments, equipments or apparatus
- Network equipment
- Telecom devices
- Power sourcing equipment of PoE
- Home automation
- Medical devices

## GTIN CODE

MW Search: <https://www.meanwell.com/serviceGTIN.aspx>

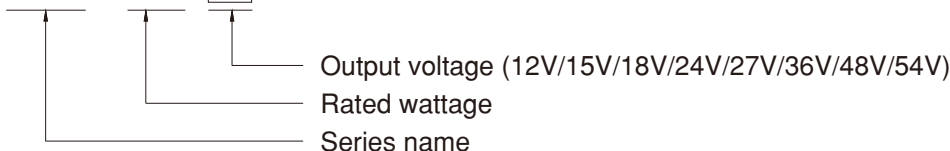
## Description

The LOP-200 is a 200W highly reliable, energy-efficient, low-profile open frame type power supply. With a high power density of 25W/in<sup>3</sup> within the standard size of 4" x 2", it features a universal input voltage range of 80~264VAC, making it suitable for global applications. The series offers a comprehensive selection of standard voltages, including 12V/15V/18V/24V/27V/36V/48V/54V, and comes in a complete range of models.

The main features of the LOP-200 include: low standby power (<0.5W), high efficiency (up to 94%), capable of providing 140W under natural air cooling and 200W with an additional fan. It has a 150% @ 3 seconds overload capacity, a wide operating temperature range of -40 to +80°C, compliance with OVCIII, suitable for Class I (with FG) or Class II (without FG) systems. The product has obtained multiple safety certifications, including 62368-1/60601-1/61558-1/60335-1, and is designed to meet 2xMOPP and extremely low touch leakage current <70 μA, making it suitable for BF class medical devices. With high product safety and excellent EMC performance, it is versatile and applicable in various fields such as ITE, medical, industrial control, home automation and more. It is a cost-effective slim open frame type power supply.

## Model Encoding

LOP - 200 - 12



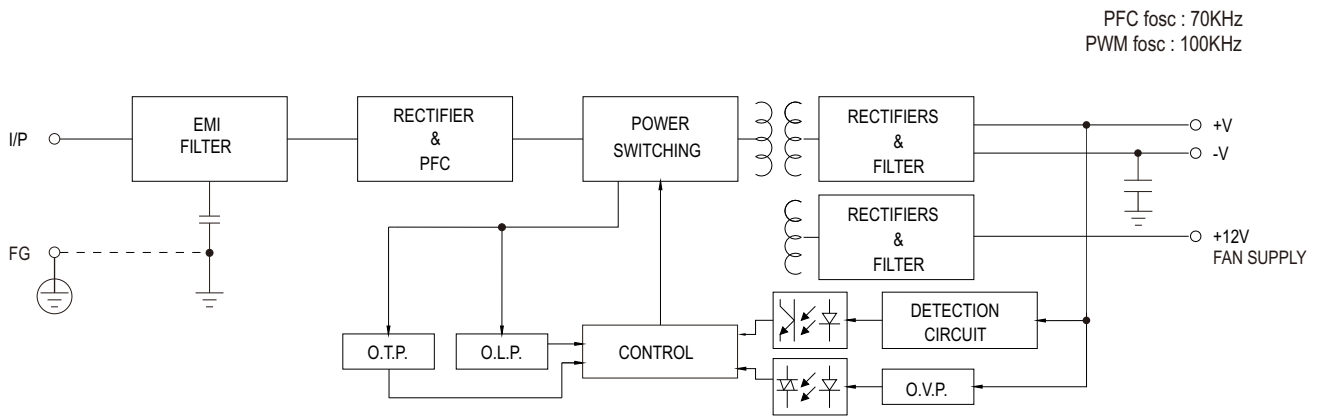


SPECIFICATION		LOP-200-12	LOP-200-15	LOP-200-18	LOP-200-24	LOP-200-27	LOP-200-36	LOP-200-48	LOP-200-54
<b>OUT PUT</b>									
DC VOLTAGE		12V	15V	18V	24V	27V	36V	48V	54V
CURRENT	Peak(3sec.)	25A	20A	16.7A	12.5A	11.1A	8.3A	6.3A	5.6A
	10.98CFM	16.7A	13.4A	11.1A	8.4A	7.5A	5.6A	4.2A	3.8A
	Convection	11.7A	9.4A	7.8A	5.9A	5.3A	3.9A	3.0A	2.7A
RATED POWER	Peak(3sec.)	300W	300W	300.6W	300W	299.7W	298.8W	302.4W	302.4W
	10.98CFM	200.4W	201W	199.8W	201.6W	202.5W	201.6W	201.6W	205.2W
	Convection	140.4W	141W	140.4W	141.6W	143.1W	140.4W	144W	145.8W
RIPPLE & NOISE (max.) Note.2		120mVp-p	150mVp-p	180mVp-p	200mVp-p	200mVp-p	250mVp-p	250mVp-p	250mVp-p
VOLTAGE ADJ. RANGE (MAIN OUTPUT)		11.4~12.6V	14.3~15.8V	17.1~18.9V	22.8~25.2V	25.6 ~ 29V	34.2 ~37.8V	45.6 ~50.4V	52 ~58V
VOLTAGE TOLERANCE Note.3		±3.0%	±3.0%	±3.0%	±2.0%	±1.0%	±1.0%	±1.0%	±1.0%
LINE REGULATION		±0.5%	±0.5%	±0.5%	±0.5%	±0.5%	±0.5%	±0.5%	±0.5%
LOAD REGULATION		±1.0%	±1.0%	±1.0%	±1.0%	±1.0%	±1.0%	±1.0%	±1.0%
SETUP, RISE TIME		1000ms, 30ms/230Vac      1500ms, 30ms/115Vac at full load							
HOLD UP TIME (Typ.)		16ms@140W load , 8ms@200W load							
<b>INPUT</b>									
VOLTAGE RANGE Note.4		80 ~ 264Vac      113 ~ 370Vdc							
FREQUENCY RANGE		47 ~ 63Hz							
POWER FACTOR		PF>0.95/230Vac PF>0.98/115Vac at full load							
EFFICIENCY (Typ.)		93%	93%	93.5%	94%	94%	94%	94%	94%
AC CURRENT (Typ.)		2.5A/115Vac      1A/230Vac							
INRUSH CURRENT (Typ.)		COLD START 40A/115Vac      80A/230Vac							
LEAKAGE CURRENT		Earth leakage current < 500 $\mu$ A(rms) @ 264Vac , touch current < 70 $\mu$ A(rms) @ 264Vac							
<b>PROTECTION</b>									
OVERLOAD		105 ~ 150% rated output power, Protection type : Hiccup after 3 sec, recovers automatically(3 sec) after fault condition is removed							
OVER VOLTAGE		13.2 ~ 15.6V	16.5 ~ 19.5V	19.8 ~ 23.4V	26.4 ~ 31.2V	29.7 ~ 35.1V	39.6 ~ 46.8V	52.8 ~ 62.4V	59.4 ~ 67.5V
		Protection type : Shut down o/p voltage, re-power on to recover							
OVER TEMPERATURE		Protection type : Shut down o/p voltage, recovers automatically after temperature goes down or re-power on to recover							
<b>FUNCTION</b>									
EXTERNAL FAN SUPPLY		12V@0.5A for driving a fan (10.98CFM) / 12V@0.1A without fan ; Tolerance -20% ~ +15% at main output 20% rated current							
<b>ENVIRONMENT</b>									
WORKING TEMP.		-40 ~ +80°C (Refer to "Derating Curve")							
WORKING HUMIDITY		20 ~ 90% RH non-condensing							
STORAGE TEMP., HUMIDITY		-40 ~ +85°C, 10 ~ 95% RH non-condensing							
TEMP. COEFFICIENT		±0.03%/°C (0 ~ 50°C)							
VIBRATION		10 ~ 500Hz, 2G 10min./1cycle, 60min. each along X, Y, Z axes							

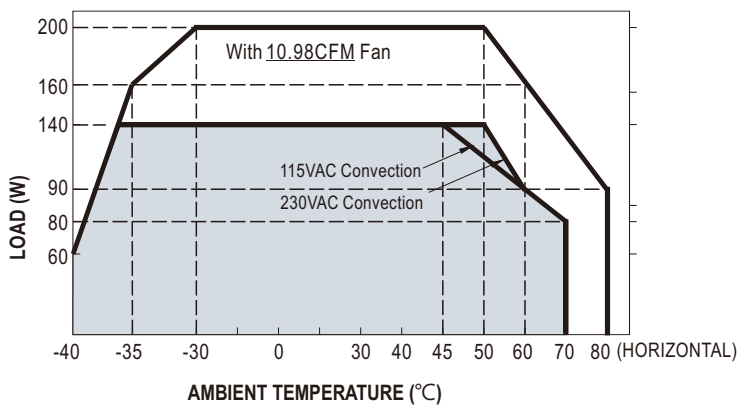


SPECIFICATION	LOP-200-12	LOP-200-15	LOP-200-18	LOP-200-24	LOP-200-27	LOP-200-36	LOP-200-48	LOP-200-54
<b>SAFETY &amp; EMC</b> <span style="float: right;">Note.5</span>								
<b>SAFETY STANDARDS</b>	CB IEC62368-1, IEC60335-1, IEC61558-1/-2-16, IEC60601-1; TUV BS EN/EN62368-1, BS EN/EN60335-1, BS EN/EN61558-1/-2-16, BS EN/EN60601-1(3.2 Version); UL UL62368-1, ANSI / AAMI ES60601-1(3.2 Version) ; CCC GB4943.1 ; RCM AS/NZS 61558-1/-2-16; EAC TPTC 004 approved.							
<b>ISOLATION RESISTANCE</b>	Primary-Secondary: 2xMOPP, Primary-Earth:1xMOPP, Secondary-Earth:1xMOPP							
<b>OVER VOLTAGE CATEGORY</b>	IEC/EN 61558-1/-2-16(OVC III, altitude up to 2000M ) IEC/EN/UL 62368-1 (OVC II, altitude up to 5000M ) IEC/EN 60335-1 (OVC II, altitude up to 5000M ) IEC/EN 60601-1 (OVC II, altitude up to 4000M )							
<b>PROTECTIVE EXTRA-LOW VOLTAGE</b>	IEC/EN61558-2-16 (SELV, 12~48V ) IEC/EN/UL 62368-1 (SELV / ES1,12~48V )							
<b>WITHSTAND VOLTAGE</b>	I/P-O/P:4KVac I/P-FG:2KVac O/P-FG:1.5KVac							
<b>ISOLATION RESISTANCE</b>	I/P-O/P, I/P-FG, O/P-FG:100M Ohms / 500VDC / 25°C/ 70% RH							
<b>EMC EMISSION</b>	<b>Parameter</b>	<b>Standard</b>		<b>Test Level / Note</b>				
	Conducted & Radiated	BS EN/EN55032(CISPR32) BS EN/EN55011(CISPR11)		Class I : Class B , Class II : Class A				
		BS EN/EN55014(CISPR32)		Class I : Class B				
	Harmonic Current	BS EN/EN61000-3-2		Class A				
	Voltage Flicker	BS EN/EN61000-3-3		-----				
<b>EMC IMMUNITY</b>	BS EN/EN55035,BS EN/ EN61000-6-2							
	<b>Parameter</b>	<b>Standard</b>		<b>Test Level /Note</b>				
	ESD	BS EN/EN61000-4-2		Level 4, 15KV air ; Level 4, 8KV contact				
	Radiated Susceptibility	BS EN/EN61000-4-3		Level 3, 10V/m( 80MHz~2.7GHz ) Table 9, 9~28V/m( 385MHz~5.78GHz )				
	EFT/Burest	BS EN/EN61000-4-4		Level 3, 2KV				
	Surge	BS EN/EN61000-4-5		Level 4, 4KV/Line-FG ; 2KV/Line-Line				
	Conducted	BS EN/EN61000-4-6		Level 3, 10V				
	Magnetic Field	BS EN/EN61000-4-8		Level 4, 30A/m				
	Voltage Dips and interruptions	BS EN/EN61000-4-11		>95% dip 0. 5 periods, 100% dip 1 periods, 30% dip 25 periods, >95% interruptions 250 periods				
<b>OTHERS</b>								
<b>MTBF</b>	2928.9K hrs min. Telcordia SR-332 (Bellcore) ; 393.9K hrs min. MIL-HDBK-217F (25°C)							
<b>DIMENSION</b>	101.6*50.8* 25.4mm (L*W*H)							
<b>PACKING</b>	0.21Kg; 36pcs/10Kg/0.95CUFT							
<b>NOTE</b>								
<ol style="list-style-type: none"> <li>All parameters NOT specially mentioned are measured at 230VAC input, rated load and 25°C of ambient temperature.</li> <li>Ripple &amp; noise are measured at 20MHz of bandwidth by using a 12" twisted pair-wire terminated with a 0.1μF &amp; 47μF parallel capacitor.</li> <li>Tolerance : includes set up tolerance, line regulation and load regulation.</li> <li>Derating may be needed under low input voltages. Please check the derating curve for more details.</li> <li>The power supply is considered a component which will be installed into a final equipment. All the EMC tests are been executed by mounting the unit on a 360mm*360mm metal plate with 1mm of thickness. The final equipment must be re-confirmed that it still meets EMC directives. For guidance on how to perform these EMC tests, please refer to "EMI testing of component power supplies." (as available on <a href="https://www.meanwell.com/Upload/PDF/EMI_statement_en.pdf">https://www.meanwell.com/Upload/PDF/EMI_statement_en.pdf</a>)</li> </ol>								
※ Product Liability Disclaimer : For detailed information, please refer to <a href="https://www.meanwell.com/serviceDisclaimer.aspx">https://www.meanwell.com/serviceDisclaimer.aspx</a>								

### Block Diagram

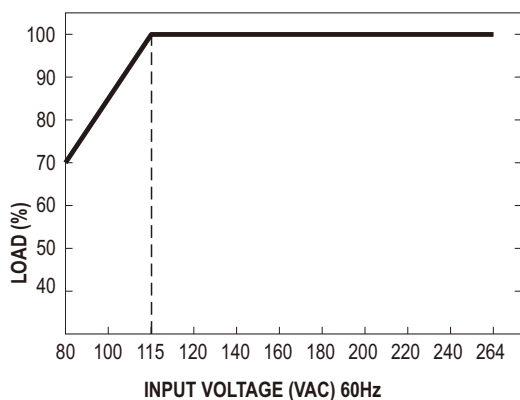


### Derating Curve



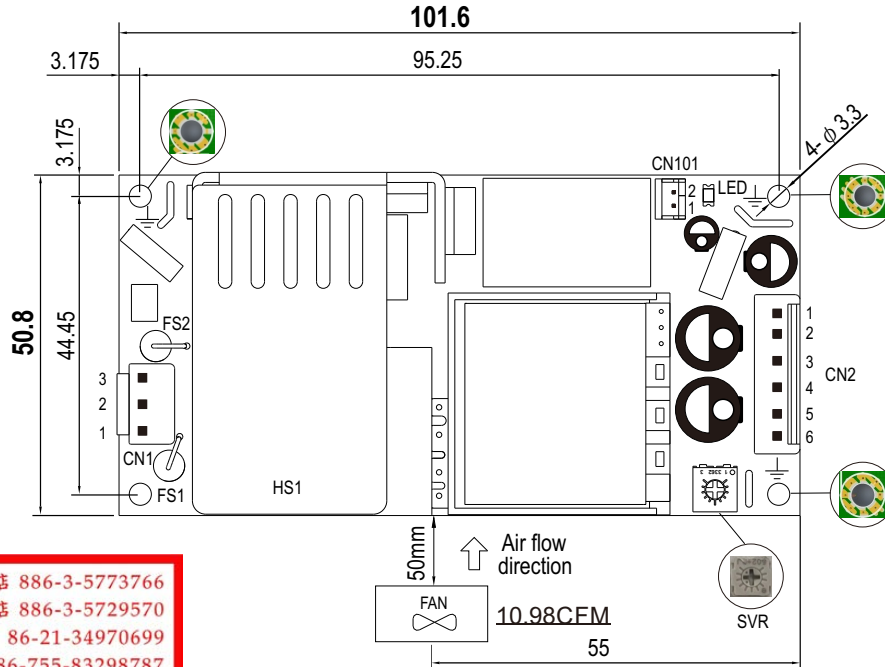
Cooling	Max. Output Power
Free air convection	140W
Force-cooled with external Fan	200W

### Output Derating VS Input Voltage

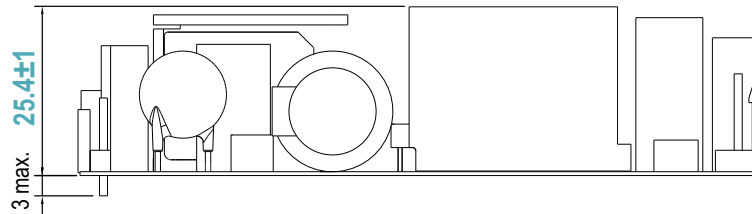


## Mechanical Specification

(Unit: mm , tolerance ± 1mm)



勝特力電材超市-龍山店 886-3-5773766  
 勝特力電材超市-光復店 886-3-5729570  
 勝特力电子(上海) 86-21-34970699  
 勝特力电子(深圳) 86-755-83298787  
<http://www.100y.com.tw>



AC Input Connector (CN1) : JST B3P-VH or equivalent

Pin No.	Assignment	Mating Housing	Terminal
1	AC/L	JST VHR or equivalent	JST SVH-21T-P1.1 or equivalent
2	No Pin		
3	AC/N		

DC Output Connector (CN2) : JST B6P-VH or equivalent

Pin No.	Assignment	Mating Housing	Terminal
1,2,3	+V	JST VHR or equivalent	JST SVH-21T-P1.1 or equivalent
4,5,6	-V		

FAN Connector(CN101) : JSTB2B-PH-K-S or equivalent

Pin No.	Assignment	Mating Housing	Terminal
1	+12Vaux	JST PHR-2 or equivalent	JST SPH-002T-P0.5S or equivalent
2	DC COM		

Note:

Class I System: Mounting holes marked with  $\perp$  have to be connected to safety earth.

Class II System: Unnecessary to connect with safety earth.

## Installation Manual

Please refer to : <http://www.meanwell.com/manual.html>