


1. Features :

- 1.1. 7 Pin SIL Package
- 1.2. Low Ripple and Noise
- 1.3. Input / Output Isolation : 1000 Vdc
- 1.4. Net Weight : 2.2 g Typical
- 1.5. RoHS Converter Certified By SGS

**2. Input Specifications :**

- | | | |
|--------------------------|----------------------|---|
| 2.1. Input Voltage | : 10.8 ~ 13.2 Vdc | 12 Vdc \pm 10 % |
| 2.2. Max. Input Current | : 85 mA Max. | @ Vin = 12 Vdc and Output at Full Load. |
| 2.3. Quiescent Current | : 8 mA Typical | @ Vin = 12 Vdc and No Load. |
| 2.4. Input Filter | : Internal Capacitor | |
| 2.5. Switching Frequency | : 125 KHz Typ. | @ Vin = 12 Vdc and Output at Full Load. |
| 2.6. Input Efficiency | : 78 % Min. | @ Vin = 12 Vdc and 100 % Load. (85 % Typical) |

3. Output Specification :

- | | | |
|------------------------------|-------------------------------|---|
| 3.1. Output Voltage | : \pm 15 Vdc | @ Vin = 12 Vdc and Output at Full Load. |
| 3.2. Output Voltage Accuracy | : \pm 2 % | Vo = \pm 14.7~ \pm 15.3 Vdc |
| 3.3. Output Current | : \pm 25 mA | |
| 3.4. Ripple | : \pm 120 mVp-p Max. | @ 20 MHz BW |
| 3.5. Line Regulation | : \pm 1.2 %/1.0% Max. | |
| 3.6. Load Regulation | : \pm 5 % Max. | Balanced load |
| 3.7. Cross Regulation | : \pm 5 % Max. | Unbalanced load |
| 3.8. Temperature Coefficient | : \pm 0.02 % / $^{\circ}$ C | |

Note :

- (1). Line Regulation : Set output load to full load, Then adjust input voltage from 10.8 Vdc to 13.2 Vdc (10 % Change) , The output voltage difference must be within \pm 12 % of the output at full load and nominal input.
- (2). Load Regulation : Set input voltage at 12 Vdc, Then changing each Output load from 20 % to 100 % rated Load, and keep other output at rated load, The output voltage difference must be within \pm 5 % of the output at full load and nominal.

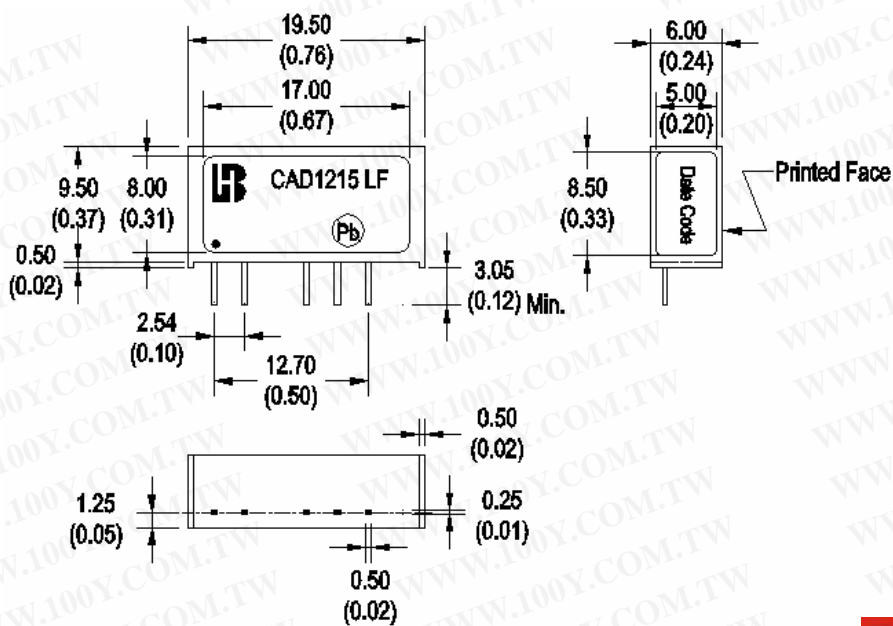
4. General Specification :

- | | | |
|--------------------------------|--|---|
| 4.1. Isolation Voltage | : 1000 Vdc | Test duration 60 Seconds / 0.5 mA |
| 4.2. Isolation Resistance | : 1000 M Ω Min. | @ 500 Vdc |
| 4.3. Operating Temperature (1) | : -40 $^{\circ}$ C ~ +85 $^{\circ}$ C | @ Ambient Temperature with Natural convection |
| 4.4. Operating Temperature (2) | : -40 $^{\circ}$ C ~ +95 $^{\circ}$ C | @ Case Surface Temperature |
| 4.5. Storage Temperature | : -55 $^{\circ}$ C ~ +105 $^{\circ}$ C | |
| 4.6. Humidity | : Up to 90 % | |
| 4.7. Cooling | : Free air convection | |
| 4.8. Case Type | : Non-Conductive Plastic | |

勝特力材料 886-3-5753170
 勝特力电子(上海) 86-21-54151736
 勝特力电子(深圳) 86-755-83298787
[Http://www.100y.com.tw](http://www.100y.com.tw)



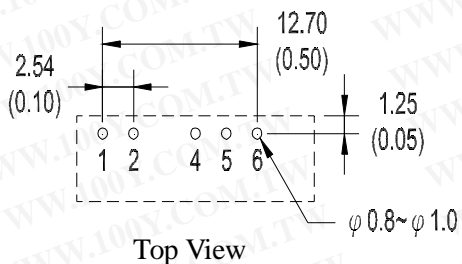
5. Mechanical Dimension :



Pin	1K Vdc - Dual
1	+Vin
2	-Vin
3	---
4	Vo (-)
5	Common
6	Vo (+)
7	---

Note : “---” means Omitted

6. Recommended Footprint Details :

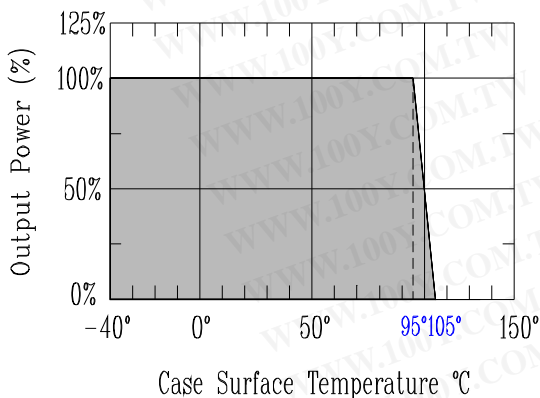


勝特力材料 886-3-5753170
 勝特力电子(上海) 86-21-54151736
 勝特力电子(深圳) 86-755-83298787
[Http://www.100y.com.tw](http://www.100y.com.tw)

Units : mm (inch)

Tolerance : 0.xx ± 0.25 (0.xx ± 0.01)

7. Power Derating Curve :



8. Efficiency & Output Load Chart :

