

勝特力材料 886-3-5753170  
 勝特力电子(上海) 86-21-54151736  
 勝特力电子(深圳) 86-755-83298787  
[Http://www.100y.com.tw](http://www.100y.com.tw)

Bulletin I2771 rev. E 04/03


# International **IOR** Rectifier

## MT SERIES

### THREE PHASE BRIDGE

### Power Modules

#### Features

- Universal, 3 way terminals:  
push-on, wrap around or solder
- High thermal conductivity package,  
electrically insulated case
- Center hole fixing
- Excellent power/volume ratio
- UL E 62320 approved 
- Terminals Solderable as per MIL-STD-202 METHOD 208,  
solder: Sn/Pb (60/40); solder temperature: 235-260°C mx. time: 8-10 sec.

25 A  
 35 A

#### Description

A range of extremely compact, encapsulated three phase bridge rectifiers offering efficient and reliable operation. They are intended for use in general purpose and instrumentation applications.

#### Major Ratings and Characteristics

Parameters	26MT	36MT	Units	
$I_o$	25	35	A	
	@ $T_C$	70	60	°C
$I_{FSM}$	@ 50Hz	360	475	A
	@ 60Hz	375	500	A
$I^2t$	@ 50Hz	635	1130	A <sup>2</sup> s
	@ 60Hz	580	1030	A <sup>2</sup> s
$V_{RRM}$ range	100 to 1600		V	
$T_J$	-55 to 150		°C	

**勝特力材料 886-3-5753170**  
**勝特力电子(上海) 86-21-54151736**  
**勝特力电子(深圳) 86-755-83298787**  
[Http://www.100y.com.tw](http://www.100y.com.tw)

## 26MT./36MT.. Series

Bulletin I2771 rev. E 04/03

International  
 Rectifier

### ELECTRICAL SPECIFICATIONS

#### Voltage Ratings

Type number	Voltage Code	$V_{RRM}$ , maximum repetitive peak reverse voltage V	$V_{RSM}$ , maximum non-repetitive peak rev. voltage V	$I_{RRM}$ max. @ $T_J$ max. mA
26MT../36MT..	10	100	150	2
	20	200	275	
	40	400	500	
	60	600	725	
	80	800	900	
	100	1000	1100	
	120	1200	1300	
	140	1400	1500	
	160	1600	1700	

#### Forward Conduction

Parameters	26MT	36MT	Units	Conditions
$I_o$ Maximum DC output current @ $T_C$	25	35	A	120° Rect Conduction angle
	70	60	°C	
$I_{FSM}$ Maximum peak, one-cycle non-repetitive forward current Initial $T_J = T_J$ max.	360	475	A	t = 10ms No voltage
	375	500		t = 8.3ms reappplied
	300	400		t = 10ms 100% $V_{RRM}$
	314	420		t = 8.3ms reappplied
$I^2t$ Maximum $I^2t$ for fusing Initial $T_J = T_J$ max.	635	1130	A <sup>2</sup> s	t = 10ms No voltage
	580	1030		t = 8.3ms reappplied
	450	800		t = 10ms 100% $V_{RRM}$
	410	730		t = 8.3ms reappplied
$I^2\sqrt{t}$ Maximum $I^2\sqrt{t}$ for fusing	6360	11300	A <sup>2</sup> √s	$I^2t$ for time $t_x = I^2\sqrt{t_x} \sqrt{t_x}; 0.1 \leq t_x \leq 10ms, V_{RRM} = 0V$
$V_{F(TO)1}$ Low-level of threshold voltage	0.88	0.86	V	$(16.7\% \times \pi \times I_{F(AV)} < I < \pi \times I_{F(AV)})$ , @ $T_J$ max.
$V_{F(TO)2}$ High-level of threshold voltage	1.13	1.03	V	$(I > \pi \times I_{F(AV)})$ , @ $T_J$ max.
$r_{t1}$ Low-level forward slope resistance	7.9	6.3	mΩ	$(16.7\% \times \pi \times I_{F(AV)} < I < \pi \times I_{F(AV)})$ , @ $T_J$ max.
$r_{t2}$ High-level forward slope resistance	5.2	5.0	mΩ	$(I > \pi \times I_{F(AV)})$ , @ $T_J$ max.
$V_{FM}$ Maximum forward voltage drop	1.26	1.19	V	$T_J = 25^\circ C, I_{FM} = 40A_{pk}$ - Per single Junction
$I_{RRM}$ Max. DC reverse current	100		μA	$T_J = 25^\circ C$ , per Junction at rated $V_{RRM}$
$V_{INS}$ RMS isolation voltage	2700		V	$T_J = 25^\circ C$ , All terminal shorted f=50Hz, t=1s

勝特力材料 886-3-5753170  
 勝特力电子(上海) 86-21-54151736  
 勝特力电子(深圳) 86-755-83298787  
[Http://www.100y.com.tw](http://www.100y.com.tw)

International  
**IR** Rectifier

**26MT./36MT.. Series**

Bulletin I2771 rev. E 04/03

Thermal and Mechanical Specifications

Parameters	26MT	36MT	Units	Conditions
T <sub>j</sub> Max. junction temperature range	-55 to 150		°C	
T <sub>stg</sub> Max. storage temperature range	-55 to 150		°C	
R <sub>thJC</sub> Max. thermal resistance junction to case	1.42	1.35	K/W	DC operation per bridge (Based on total power loss of bridge)
R <sub>thCS</sub> Max. thermal resistance, case to heatsink	0.2	0.2	K/W	Mounting surface, smooth, flat and greased
wt Approximate weight	20		g	
T Mounting Torque ± 10%	2.0		Nm	Bridge to heatsink with screw M4

Ordering Information Table

**Device Code**

36	MT	160
----	----	-----

①
②
③

**1** - Current rating code: 26 = 25A (Avg)  
36 = 35A (Avg)  
**2** - Basic part number  
**3** - Voltage code (code x 10 = V<sub>RRM</sub>)

Outline Table

6.3 x .8 (.25 x .03)

10 (.39)

23 (.90)

21 (.83)

25.3 (.99) MAX

16 (.63)

5.2 (.20)

28.5 (1.12)

Not To Scale

Suggested plugging force:  
400 N max; axially applied to faston terminals

All dimensions in millimeters (inches)

**26MT../36MT.. Series**

Bulletin I2771 rev. E 04/03

International  
**IRF** Rectifier

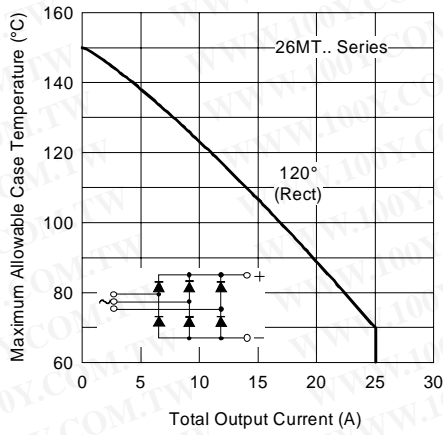


Fig. 1 - Current Ratings Characteristics

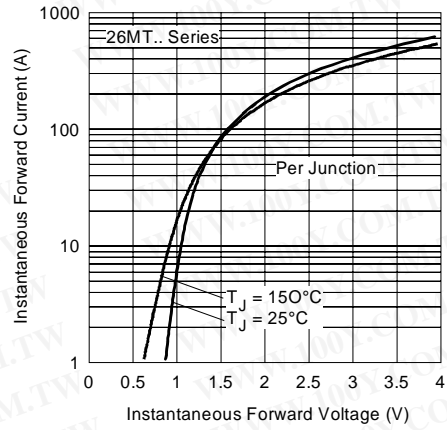


Fig. 2 - Forward Voltage Drop Characteristics

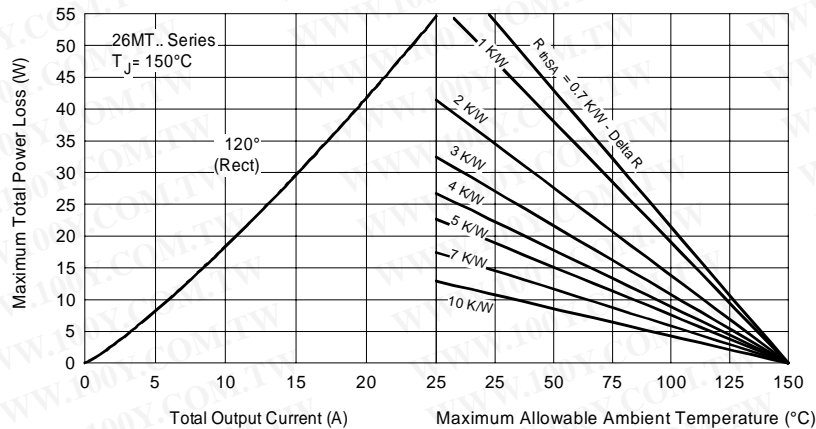


Fig. 3 - Total Power Loss Characteristics

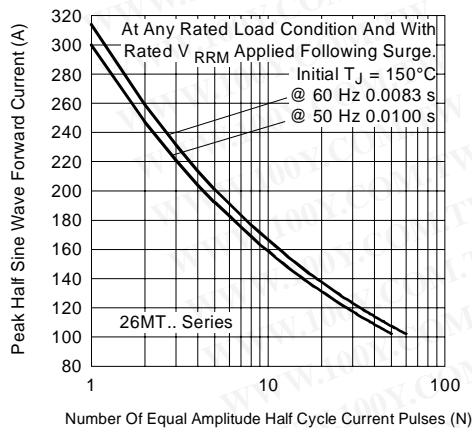


Fig. 4 - Maximum Non-Repetitive Surge Current

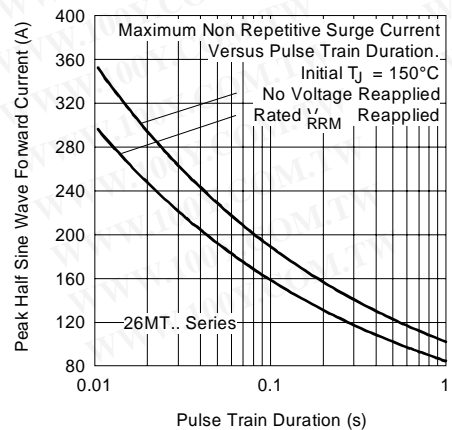


Fig. 5 - Maximum Non-Repetitive Surge Current

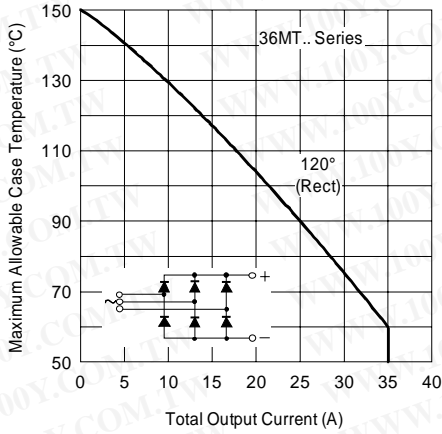


Fig. 6 - Current Ratings Characteristics

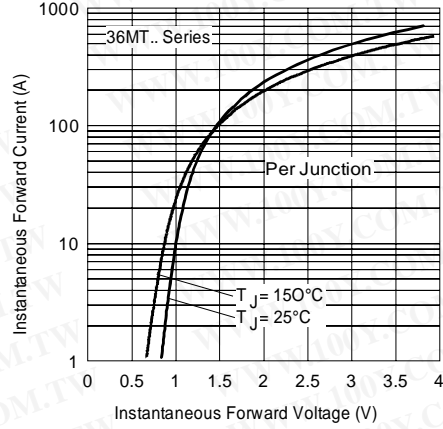


Fig. 7 - Forward Voltage Drop Characteristics

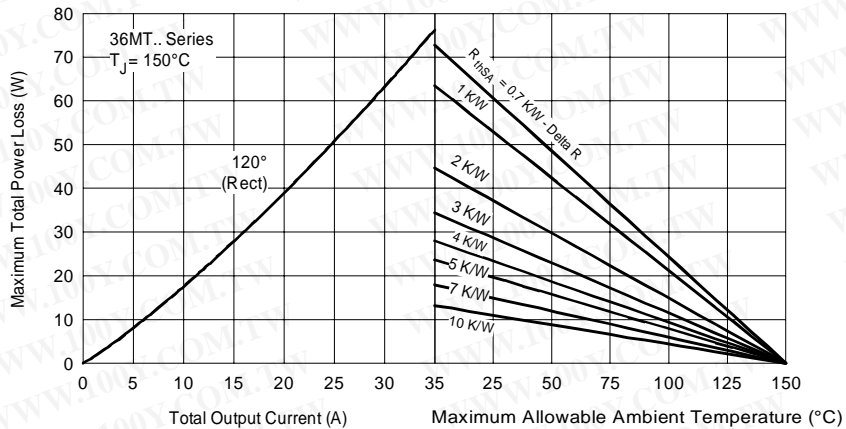


Fig. 8 - Total Power Loss Characteristics

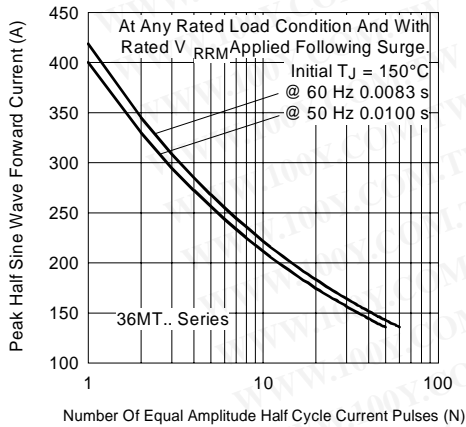


Fig. 9 - Maximum Non-Repetitive Surge Current

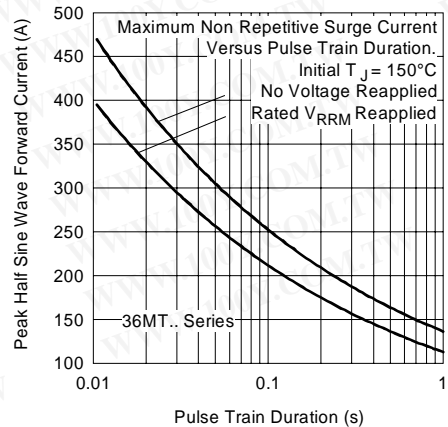


Fig. 10 - Maximum Non-Repetitive Surge Current

勝特力材料 886-3-5753170  
 勝特力电子(上海) 86-21-54151736  
 勝特力电子(深圳) 86-755-83298787  
[Http://www.100y.com.tw](http://www.100y.com.tw)

**26MT../36MT.. Series**

Bulletin I2771 rev. E 04/03

International  
**IR** Rectifier

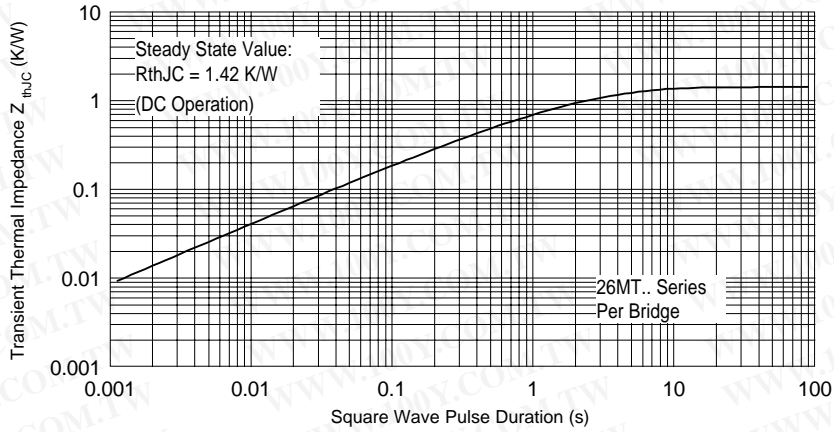


Fig. 11 - Thermal Impedance  $Z_{thJC}$  Characteristics

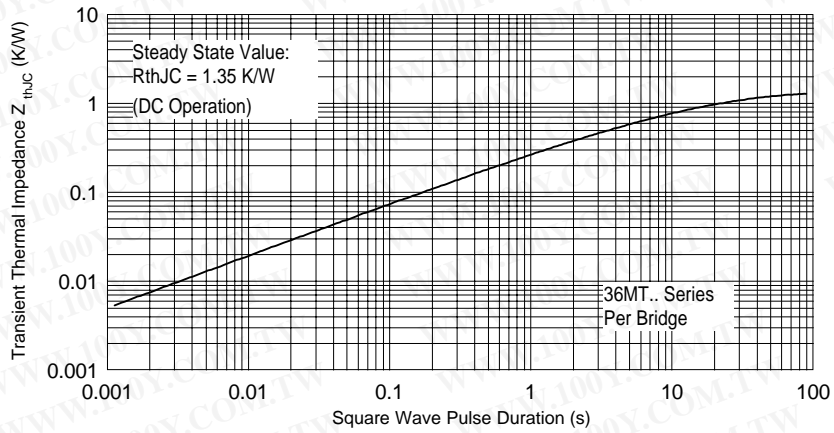


Fig. 12 - Thermal Impedance  $Z_{thJC}$  Characteristics

Data and specifications subject to change without notice.  
 This product has been designed and qualified for Industrial and Consumer Level.  
 Qualification Standards can be found on IR's Web site.

International  
**IR** Rectifier

**IR WORLD HEADQUARTERS:** 233 Kansas St., El Segundo, California 90245, USA Tel: (310) 252-7105  
 TAC Fax: (310) 252-7309  
 Visit us at [www.irf.com](http://www.irf.com) for sales contact information. 04/03