


Slotted Optical Switch OPB804

勝特力材料 886-3-5753170
 勝特力电子(上海) 86-21-34970699
 勝特力电子(深圳) 86-755-83298787
[Http://www.100y.com.tw](http://www.100y.com.tw)



Features:

- Non-contact switch
- PCB mount
- Wide aperture
- Opaque body to minimize sensitivity to ambient light



Description:

OPB804 is a non-contact optical switch with a NPN silicon phototransistor and infrared Light Emitting Diode (LED) which are mounted on opposite sides of a 0.155" (3.94 mm) wide slot.

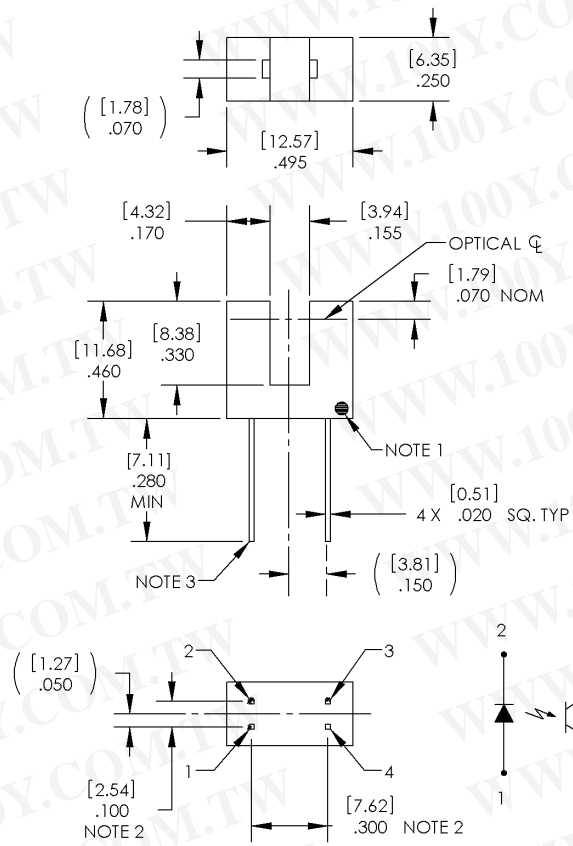
The device body is a single molded piece opaque plastic that reduces ambient light interference. A wide open aperture makes it versatile for general applications. LED emissions are near-infrared (850 – 940nm).

Custom electrical, wire and cabling services are available.

Contact your local representative or OPTEK for more information. Compliant to EU RoHS Directive 2002/95/EC.

Applications:

- Non-contact object sensing
- Assembly line automation Machine automation Equipment security Machine safety



DIMENSIONS ARE IN INCHES AND [MILLIMETERS]
 TOLERANCES ARE $\pm .010"$ [0.25] UNLESS
 OTHERWISE STATED



RoHS

OPTEK reserves the right to make changes at any time in order to improve design and to supply the best product possible.

Absolute Maximum Ratings

Storage Temperature Range	-40°C to +100° C
Operating Temperature Range	-40°C to +85° C
Lead Soldering Temperature	260° C ⁽⁵⁾
Input Diode	
Input Diode Power Dissipation	75 mW ⁽⁷⁾
Input Diode Forward D.C. Current, T _A = 25°C	50 mA ⁽⁷⁾
Input Diode Peak Forward Pulse Current, T _A = 25°C (1µs pulse width, 300pps)	1 A
Phototransistor	
Power Dissipation	100 mW ⁽⁷⁾
Collector - Emitter Voltage	30V
Emitter - Collector Voltage	5.0V

Electrical Characteristics (T_A = 25°C)

SYMBOL	PARAMETER	MIN	TYP	MAX	UNITS	TEST CONDITIONS
Input Diode (see OP140 or OP240 for additional information)						
V _F	Forward Voltage	-	1.25	1.70	V	I _F = 20 mA
I _R	Reverse Current	-	-	-	-	Not designed for reverse operation

Output Phototransistor (see OP550 for additional information)

V _{(BR)CEO}	Collector-Emitter Breakdown Voltage	30	-	-	V	I _C = 1 mA, E _E = 0 mw/cm ²
V _{(BR)ECO}	Emitter-Collector Breakdown Voltage	5.0	-	-	V	I _E = 100 µA, E _E = 0 mw/cm ²
I _{CEO}	Collector Dark Current	-	-	100	nA	V _{CE} = 10 V, I _F = 0, E _E = 0 mw/cm ²

Coupled

V _{CE(SAT)}	Collector-Emitter Saturation Voltage	-	-	0.40	V	I _C = 250 µA, I _F = 20 mA
I _{C(ON)}	On-State Collector Current	0.5	5	-	mA	V _{CE} = 10 V, I _F = 20 mA

Notes:

- (1) Dot indicates # 3 collector lead side.
- (2) Feature controlled at body.
- (3) Cathode lead may be shorter.
- (4) RMA flux recommended. Highly activated water soluble fluxes may attack plastic. Recommend trial to verify application.
- (5) Maximum lead soldering temperature .060" [1.6mm] from case for 5 seconds with soldering iron.
- (6) Plastic is soluble in chlorinated hydrocarbons and ketones. Methanol or isopropanol are recommended as cleaning agents.
- (7) Derate linearly 1.67 mW/°C above 25° C.
- (8) All parameters tested using pulse techniques.
- (9) Do not connect input diode directly to a voltage source without an external current limiting resistor.
- (10) Do not apply reverse voltage to LED. LED will be a 0V in reverse voltage and draw current as if a short.

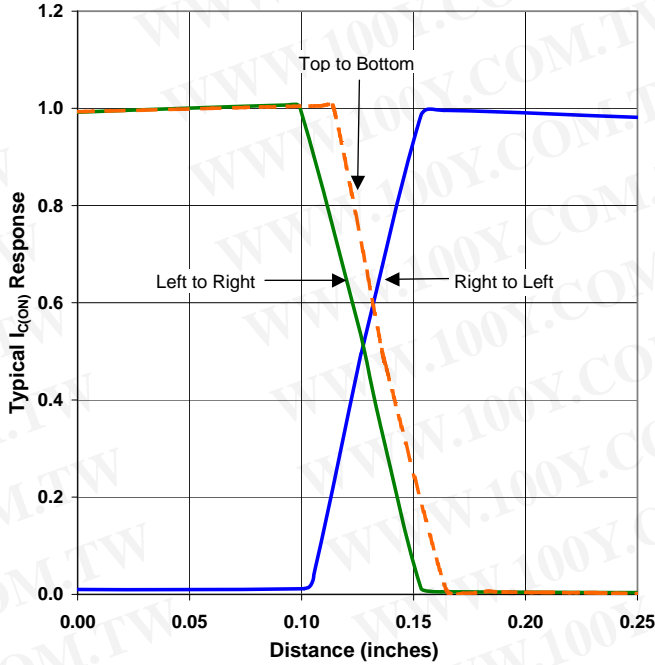
OPTEK reserves the right to make changes at any time in order to improve design and to supply the best product possible.

Slotted Optical Switch OPB804

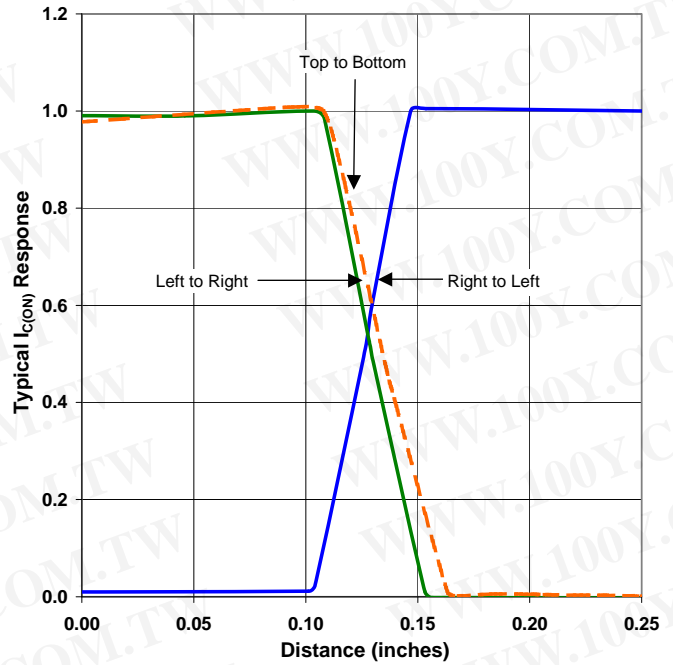
勝特力材料 886-3-5753170
 勝特力电子(上海) 86-21-34970699
 勝特力电子(深圳) 86-755-83298787
[Http://www.100y.com.tw](http://www.100y.com.tw)



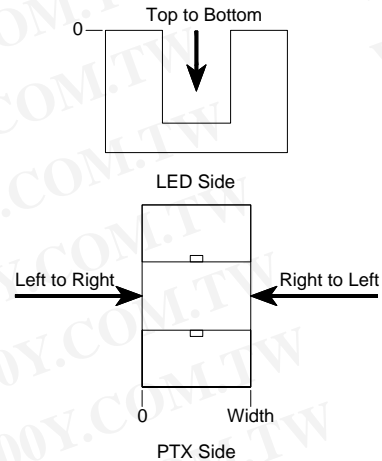
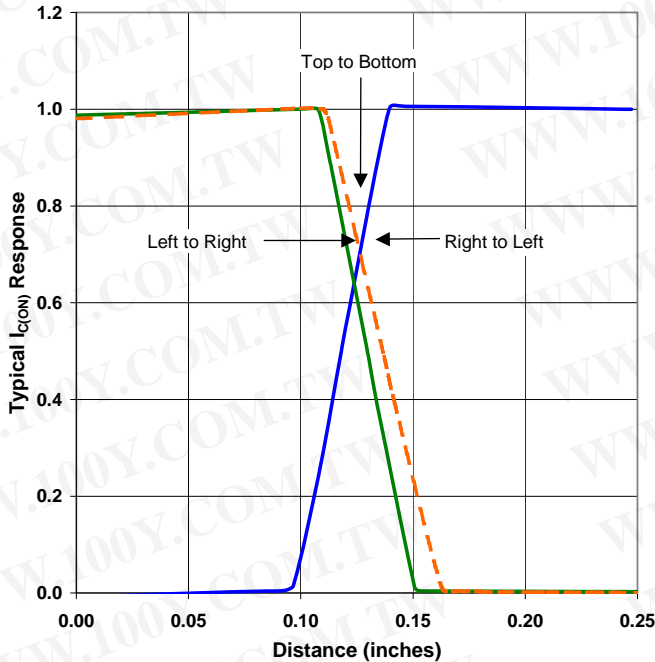
OPB804 - Flag Next to LED



OPB804 - Flag Next to PTX



OPB804 - Flag in Middle of Slott



OPTEK reserves the right to make changes at any time in order to improve design and to supply the best product possible.