


**Photologic® Reflective Object Sensor**  
**OPB760, OPB761, OPB762, OPB763 (Series N and T)**  
**OPB770, OPB771, OPB772, OPB773 (Series NZ and TZ)**



**Features:**

- Choice of mounting configurations
- Choice of four output configurations
- .040" (10.160 mm) PCBoard mount (N and T series)
- 12" (304.800 mm) AWG 26 wires (NZ and TZ series)



**Description:**

The **OPB760N, OPB760T, OPB770N** and **OPB770T** series of reflective assemblies feature Photologic® output. The electrical output can be specified as either TTL Totem-Pole or TTL Open-Collector, either of which can be supplied with inverter or buffer output polarity.

**OPB760N** and **OPB760T** series devices are designed for PCBoard mounting and have 0.04" (10 mm) long leads. **OPB770N** and **OPB770T** series devices are designed for remote mounting with two mounting tags and have 12" (305 mm) long, UL approved 26 AWG wires.

All devices in this series offer the added stability of a built-in hysteresis amplifier.

Custom electrical, wire and cabling and connectors are available. Contact your local representative or OPTEK for more information.

**Applications:**

- Non-contact Photologic® reflective object sensor
- Assembly line automation
- Machine automation
- Machine safety
- End of travel sensor
- Door sensor

Ordering Information				
Part Number	LED Peak Wavelength	Sensor Photologic®	Reflection Distance (Inch) Min / Max	Mounting
OPB760N	890 nm	Totem-Pole	0.080" / 0.220"	PCBoard .40" (10.160 mm) leads)
OPB761N		Open Collector		
OPB762N		Inv-Totem-Pole		
OPB763N		Inv-Open Collector		
OPB760T		Totem-Pole		
OPB761T		Open Collector		
OPB762T		Inv-Totem-Pole		
OPB763T		Inv-Open Collector		
OPB770NZ		Totem-Pole		12" (304.800 mm) 26 AWG wire
OPB771NZ		Open Collector		
OPB772NZ		Inv-Totem-Pole		
OPB773NZ		Inv-Open Collector		
OPB770TZ		Totem-Pole		
OPB771TZ		Open Collector		
OPB772TZ		Inv-Totem-Pole		
OPB773TZ		Inv-Open Collector		

勝特力材料 886-3-5753170  
 勝特力电子(上海) 86-21-34970699  
 勝特力电子(深圳) 86-755-83298787  
[Http://www.100y.com.tw](http://www.100y.com.tw)



**RoHS**

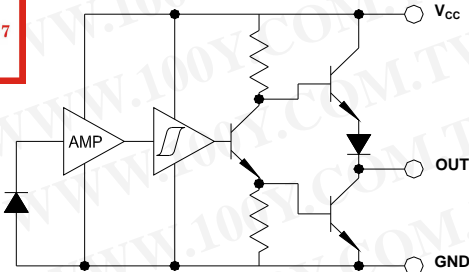
OPTEK reserves the right to make changes at any time in order to improve design and to supply the best product possible.

**Photologic® Reflective Object Sensor**  
**OPB760, OPB761, OPB762, OPB763 (Series N and T)**  
**OPB770, OPB771, OPB772, OPB773 (Series NZ and TZ)**

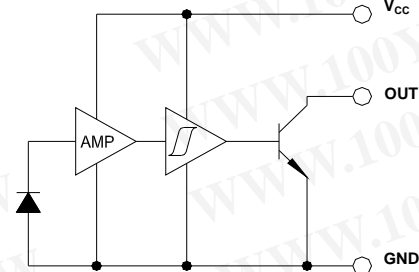


勝特力材料 886-3-5753170  
 勝特力电子(上海) 86-21-34970699  
 勝特力电子(深圳) 86-755-83298787  
 Http://www.100y.com.tw

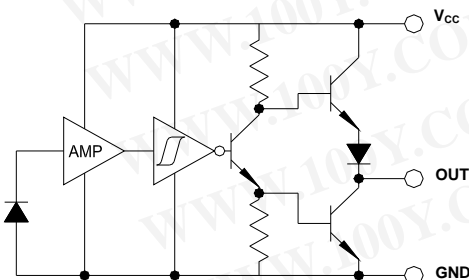
**OPB760, OPB770 Buffered Totem-Pole**



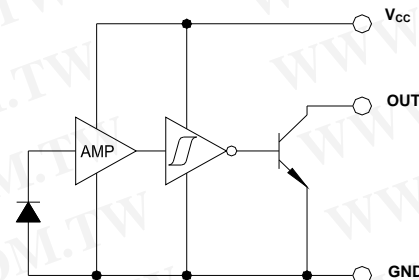
**OPB761, OPB771 Buffered Open Collector**



**OPB762, OPB772 Inverted Totem-Pole**

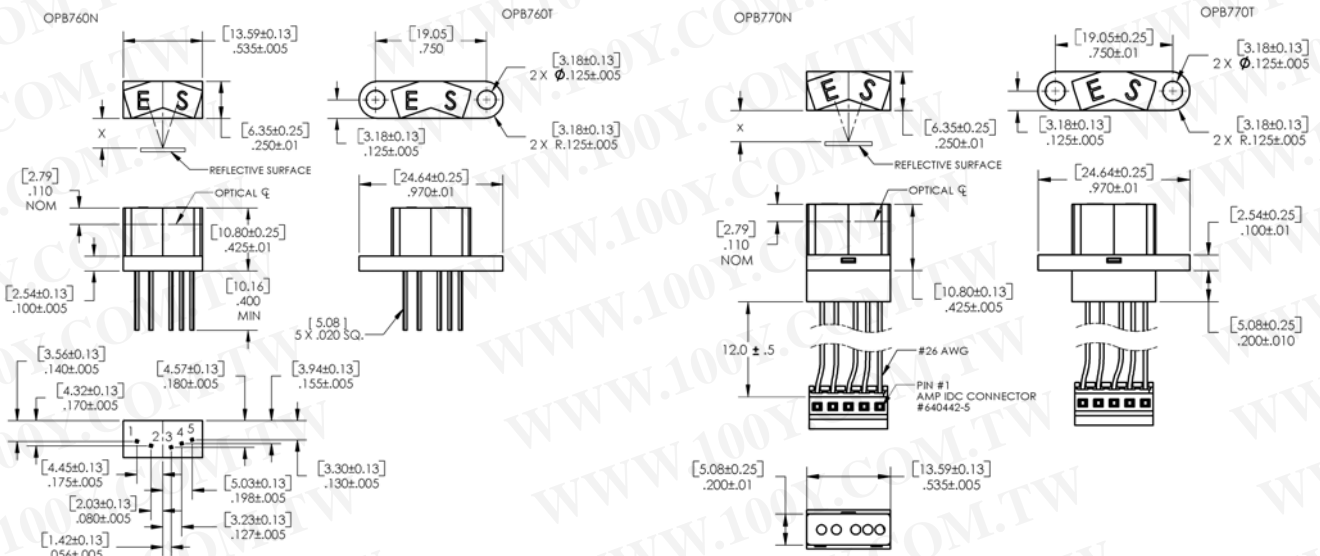


**OPB763, OPB773 Inverted Open-Collector**



**OPB760 (N and T Series)**

**OPB770 (NZ and TZ Series)**



X = 0.08" [2.0mm] to 0.22" [5.6mm]

DIMENSIONS ARE IN: [ MILLIMETERS ]  
 INCHES

Pin #	Description	Pin#	Description
1	Cathode	3	Ground
2	Anode	4	Output
		5	V <sub>CC</sub>

Color/Pin#	Description	Color/Pin#	Description
Red-4	Anode	White-1	V <sub>CC</sub>
Black-5	Cathode	Blue-2	Output
		Green-3	Ground

OPTEK reserves the right to make changes at any time in order to improve design and to supply the best product possible.

**Photologic® Reflective Object Sensor**  
**OPB760, OPB761, OPB762, OPB763 (Series N and T)**  
**OPB770, OPB771, OPB772, OPB773 (Series NZ and TZ)**



**Absolute Maximum Ratings** ( $T_A=25^\circ\text{C}$  unless otherwise noted)

Supply Voltage, $V_{CC}$ (not to exceed 3 seconds)	10 V
Storage Temperature Range	-40° C to +85° C
Operating Temperature Range	-40° C to +70° C
Lead Soldering Temperature (1/16" inch (1.6 mm) from case for 5 seconds with soldering iron) <sup>(1)</sup>	260° C
Input Diode Power Dissipation <sup>(2)</sup>	100 mW
Output Photologic® Power Dissipation <sup>(3)</sup>	200 mW
Total Device Power Dissipation <sup>(4)</sup>	300 mW
Voltage at Output Lead (Open Collector Output)	35 V
Diode Forward DC Current	40 mA
Diode Reverse DC Voltage	3 V

**Electrical Characteristics** ( $T_A = 25^\circ\text{C}$  unless otherwise noted)

SYMBOL	PARAMETER	MIN	TYP	MAX	UNITS	TEST CONDITIONS
--------	-----------	-----	-----	-----	-------	-----------------

**Input Diode**

$V_F$	Forward Voltage	-	-	1.8	V	$I_F = 40 \text{ mA}, T_A = 25^\circ \text{C}$
$I_R$	Reverse Current	-	-	100	$\mu\text{A}$	$V_R = 2.0 \text{ V}, T_A = 25^\circ \text{C}$

**Output Photologic® Sensor**

$V_{CC}$	Operating DC Supply Voltage	4.75	-	5.25	V	
$I_{CCL}$	Low Level Supply Current: Buffered Totem-Pole Output <sup>(5)(6)</sup> Buffered Open-Collector Output <sup>(5)(6)</sup>	-	-	10	mA	$V_{CC} = 5.25 \text{ V}, I_f = 0 \text{ mA}$ (output open)
	Inverted Totem-Pole Output <sup>(5)</sup> Inverted Open-Collector Output <sup>(5)</sup>	-	-	10	mA	
$I_{CCH}$	High Level Supply Current: Buffered Totem-Pole Output <sup>(5)(6)</sup> Buffered Open-Collector Output <sup>(5)</sup>	-	-	10	mA	$V_{CC} = 5.25 \text{ V}, I_f = 25 \text{ mA}$ (output open)
	Inverted Totem-Pole Output <sup>(5)(6)</sup> Inverted Open-Collector Output <sup>(5)(6)</sup>	-	-	10	mA	
$I_{OH}$	High Level Output Voltage: Buffered Open-Collector Output	-	-	100	$\mu\text{A}$	$V_{CC} = 4.5 \text{ V}, I_f = 25 \text{ mA}, V_{OH} = 30 \text{ V}, T_A = 25^\circ \text{C}$
	Inverted Open-Collector Output	-	-	100	$\mu\text{A}$	

Notes:

- (1) RMA flux is recommended. Duration can be extended to 10 seconds maximum when flow soldering.
- (2) Derate linearly 2.22 mW/°C above 25° C.
- (3) Derate linearly 4.44 mW/°C above 25° C.
- (4) Derate linearly 6.66 mW/°C above 25° C. Normal application would be with light source blocked, simulated by  $I_f=0 \text{ mA}$ .
- (5) Tested at  $d = 0.080"$  (mm) from a 90% diffuse white test surface.
- (6) Normal application would be with light source blocked, simulated by  $I_f = 0 \text{ mA}$ .
- (7) All parameters tested using pulse technique.

勝特力材料 886-3-5753170  
 勝特力电子(上海) 86-21-34970699  
 勝特力电子(深圳) 86-755-83298787  
[Http://www.100y.com.tw](http://www.100y.com.tw)

OPTEK reserves the right to make changes at any time in order to improve design and to supply the best product possible.

**Photologic® Reflective Object Sensor**  
**OPB760, OPB761, OPB762, OPB763 (Series N and T)**  
**OPB770, OPB771, OPB772, OPB773 (Series NZ and TZ)**



**Electrical Characteristics** ( $T_A = 25^\circ\text{C}$  unless otherwise noted)

SYMBOL	PARAMETER	MIN	TYP	MAX	UNITS	TEST CONDITIONS
<b>Output Photologic® Sensor</b> (continued)						
$I_{F(+)}$	LED Positive-Going Threshold Current <sup>(2)</sup>	-	-	25	mA	$V_{CC} = 5\text{ V}$ , $T_A = 25^\circ\text{C}$
$I_{F(+)}/I_{F(-)}$	Hysteresis <sup>(2)</sup>	1.1	-	2.0	-	$V_{CC} = 5\text{ V}$
$I_{OS}$	Short Circuit Output Current: Buffered Totem-Pole Output <sup>(1)</sup>	-15	-	-100	mA	$I_F = 25\text{ mA}$ , $V_{CC} = 5.25\text{ V}$ , Output = GRD
	Inverted Totem-Pole Output <sup>(1)</sup>	-15	-	-100	mA	$I_F = 0\text{ mA}$ , $V_{CC} = 5.25\text{ V}$ , Output = GRD
$V_{OL}$	Low Level Output Voltage: Buffered Totem-Pole Output <sup>(1)(4)</sup>	-	-	0.4	V	$V_{CC} = 4.5\text{ V}$ , $I_{OL} = 12.8\text{ mA}$ , $I_F = 0\text{ mA}$ or $I_F = 30\text{ mA}$
	Buffered Open-Collector Output <sup>(1)(4)</sup>	-	-	0.4	V	
	Inverted Totem-Pole Output	-	-	0.4	V	$V_{CC} = 4.5\text{ V}$ , $I_{OL} = 12.8\text{ mA}$ , $I_F = 25\text{ mA}$
	Inverted Open-Collector Output <sup>(1)(4)</sup>	-	-	0.4	V	
$V_{OH}$	High Level Output Voltage: Buffered Totem-Pole Output <sup>(1)</sup>	2.4	-	-	V	$V_{CC} = 4.5\text{ V}$ , $I_{OH} = -800\text{ }\mu\text{A}$ , $I_F = 25\text{ mA}$
	Inverted Totem-Pole Output <sup>(1)(4)</sup>	2.4	-	-	V	$V_{CC} = 4.5\text{ V}$ , $I_{OH} = -800\text{ }\mu\text{A}$ , $I_F = 0\text{ mA}$
	Inverted Totem-Pole Output <sup>(3)</sup> Inverted Open-Collector Output <sup>(3)</sup>	2.4 2.4	- -	- -	V V	$V_{CC} = 4.5\text{ V}$ , $I_{OL} = -800\text{ }\mu\text{A}$ , $I_F = 30\text{ mA}$

Notes:

- (1) Tested at  $d = 0.080''$  (mm) from a 90% diffuse white test surface.
- (2) Tested at  $d = 0.080''$  (mm),  $0.150''$  (mm) and  $0.220''$  (mm) from a 90% diffuse white test surface. Reference: Eastman Kodak, Catalog #E 152 7795.
- (3) Tested at  $d = 0.080''$  (mm),  $0.150''$  (mm) and  $0.220''$  (mm) from a 5% diffuse black test surface.
- (4) Normal application would be with light source blocked, simulated by  $I_F = 0\text{ mA}$ .
- (5) OPB760N through OPB763N series devices are terminated with  $0.20''$  (mm) square leads designed for printed PCBoard mounting.
- (6) OPB770NZ through OPB773NZ series devices are terminated with 12 inches (mm) of 7-strand 26 AWG UL1429 insulated wire on each terminal. A standard AMP No. 640442-5 connector has been attached to the lead wires to ease connection to wire harnesses.
- (7) OPB760T through OPB763T series devices are terminated with  $0.020''$  (mm) square leads designed for printed PCBoard mounting.
- (8) OPB770TZ through OPB773TZ series are terminated with  $12''$  (mm) of 7-strand 26 AWG UL1429 insulated wire on each terminal. A standard AMP No. 640442-5 connector has been attached to the lead wires to ease connection to wire harnesses.
- (9) All parameters tested using pulse technique.

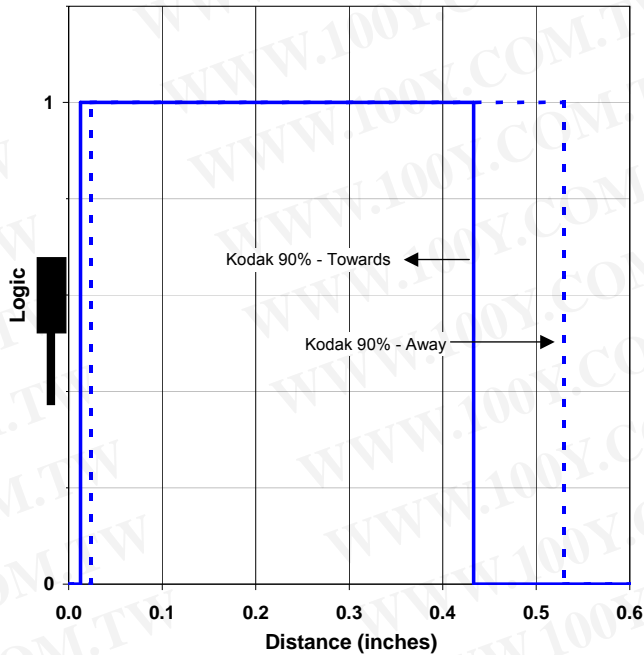
勝特力材料 886-3-5753170  
 勝特力电子(上海) 86-21-34970699  
 勝特力电子(深圳) 86-755-83298787  
[Http://www.100y.com.tw](http://www.100y.com.tw)

OPTEK reserves the right to make changes at any time in order to improve design and to supply the best product possible.

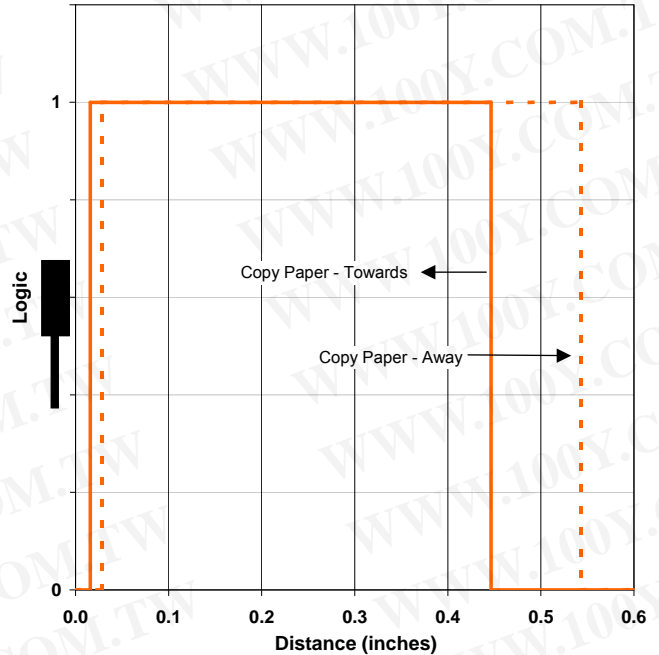
**Photologic® Reflective Object Sensor**  
**OPB760, OPB761, OPB762, OPB763 (Series N and T)**  
**OPB770, OPB771, OPB772, OPB773 (Series NZ and TZ)**



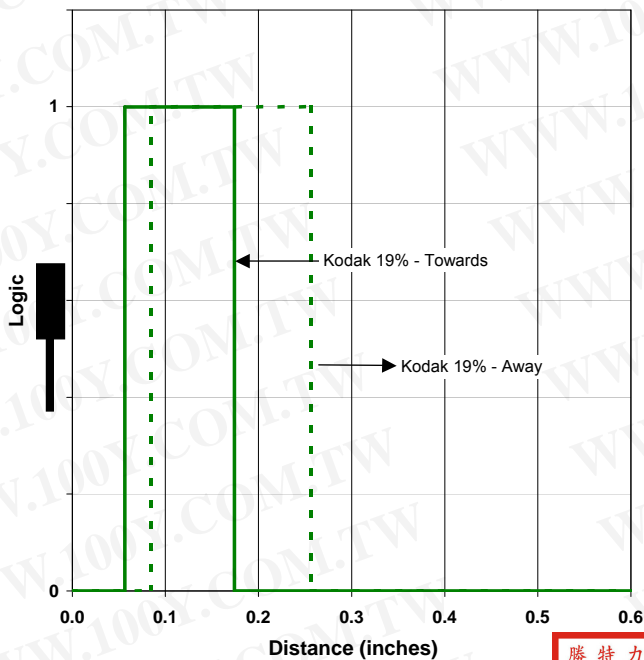
Logic Level vs Distance



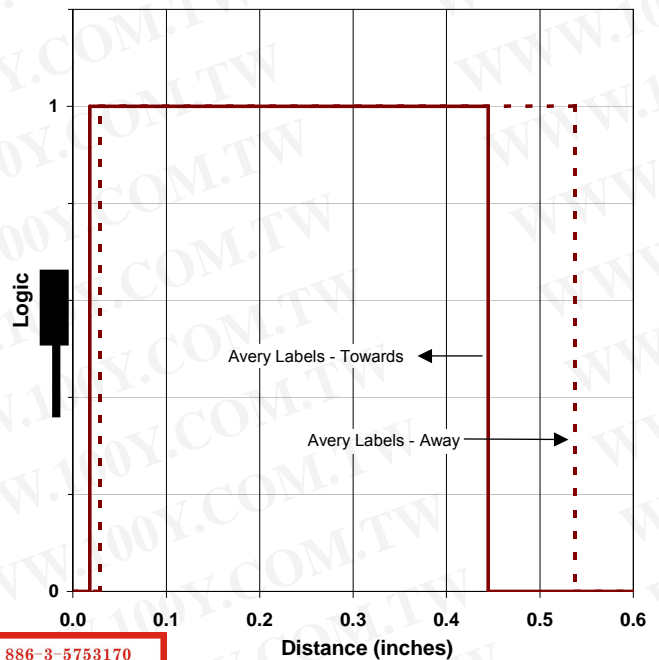
Logic Level vs Distance



Logic Level vs Distance



Logic Level vs Distance



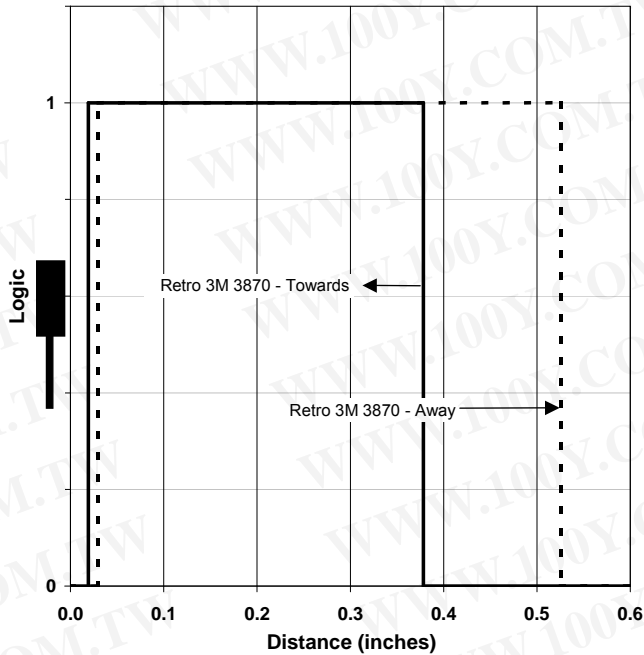
勝特力材料 886-3-5753170  
 勝特力电子(上海) 86-21-34970699  
 勝特力电子(深圳) 86-755-83298787  
[Http://www.100y.com.tw](http://www.100y.com.tw)

OPTEK reserves the right to make changes at any time in order to improve design and to supply the best product possible.

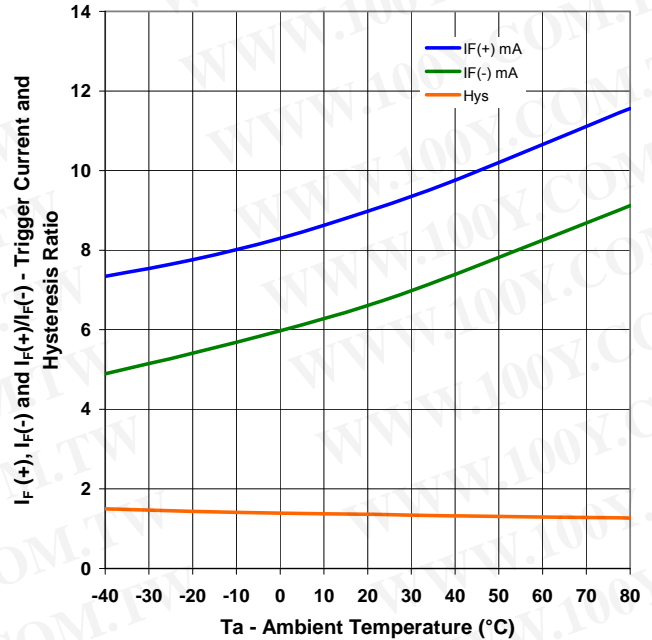
**Photologic® Reflective Object Sensor**  
**OPB760, OPB761, OPB762, OPB763 (Series N and T)**  
**OPB770, OPB771, OPB772, OPB773 (Series NZ and TZ)**



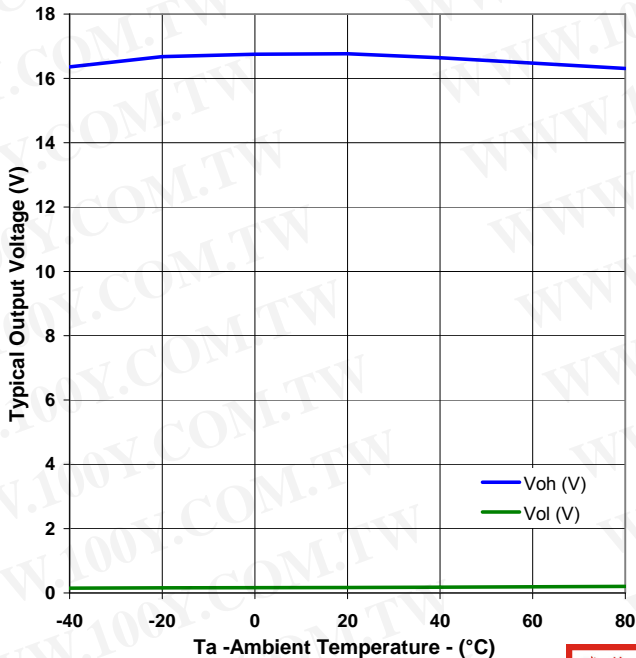
**Logic Level vs Distance**



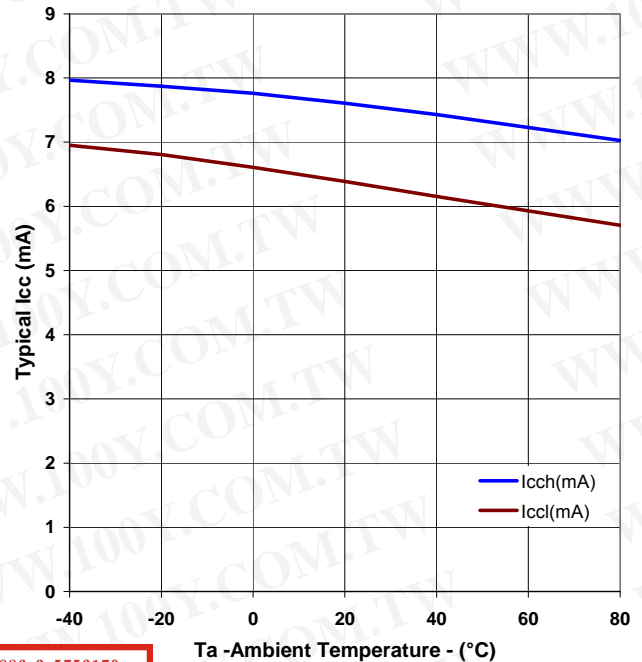
**Typical Trigger Current and Hysteresis Ratio vs Ambient Temperature**



**Output Voltage vs Ambient Temperature**



**Supply Current vs Ambient Temperature**



勝特力材料 886-3-5753170  
 勝特力电子(上海) 86-21-34970699  
 勝特力电子(深圳) 86-755-83298787  
[Http://www.100y.com.tw](http://www.100y.com.tw)

OPTEK reserves the right to make changes at any time in order to improve design and to supply the best product possible.