


勝特力材料 886-3-5753170
 勝特力电子(上海) 86-21-54151736
 勝特力电子(深圳) 86-755-83298787
[Http://www.100y.com.tw](http://www.100y.com.tw)



Si photodiode S1227 series

For UV to visible, precision photometry; suppressed IR sensitivity

Features

- High UV sensitivity: QE 75 % ($\lambda=200$ nm)
- Suppressed IR sensitivity
- Low dark current

Applications

- Analytical equipment
- Optical measurement equipment, etc.

General ratings / Absolute maximum ratings

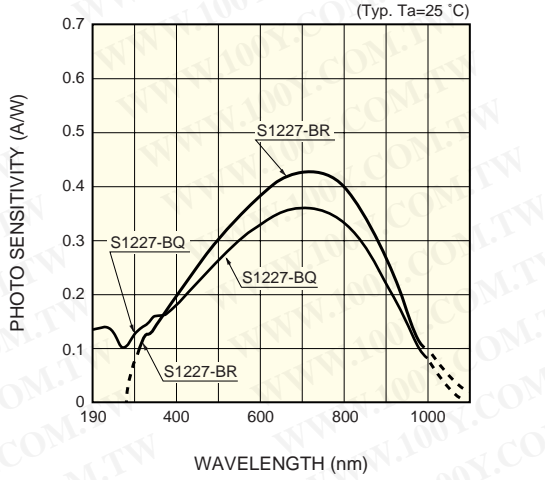
Type No.	Dimensional outline/ Window material *	Package (mm)	Active area size (mm)	Effective active area (mm ²)	Absolute maximum ratings		
					Reverse voltage V _R Max. (V)	Operating temperature T _{opr} (°C)	Storage temperature T _{stg} (°C)
S1227-16BQ	①/Q	2.7 × 15	1.1 × 5.9	5.9	5	-20 to +60	-20 to +80
S1227-16BR	②/R						
S1227-33BQ	③/Q	6 × 7.6	2.4 × 2.4	5.7			
S1227-33BR	④/R						
S1227-66BQ	⑤/Q	8.9 × 10.1	5.8 × 5.8	33			
S1227-66BR	⑥/R						
S1227-1010BQ	⑦/Q	15 × 16.5	10 × 10	100			
S1227-1010BR	⑧/R						

Electrical and optical characteristics (Typ. T_a=25 °C, unless otherwise noted)

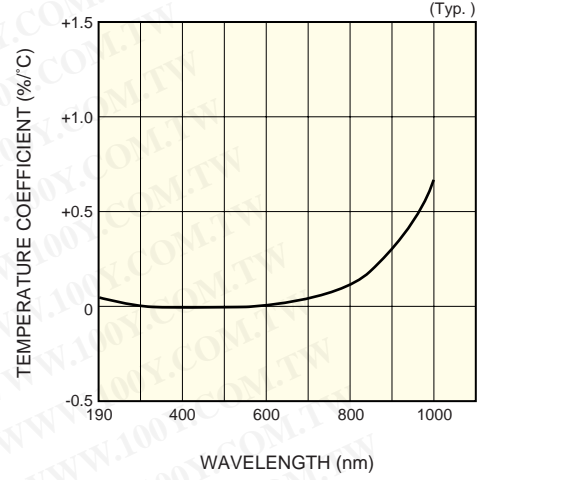
Type No.	Spectral response range λ (nm)	Peak sensitivity wavelength λ_p (nm)	Photo sensitivity S (A/W)				Short circuit current I _{sc} 100 Lx		Dark current I _D V _R =10 mV Max. (pA)	Temp. coefficient T _{CID} (times/°C)	Rise time t _r V _R =0 V RL=1 kΩ (μs)	Terminal capacitance C _t V _R =0 V f=10 kHz (pF)	Shunt resistance R _{sh} V _R =10 mV (GΩ)		NEP (W/Hz ^{1/2})
			λ_p	200 nm		He-Ne Laser 633 nm	Min. (μA)	Typ. (μA)					Min.	Typ.	
				Min.	Typ.										
S1227-16BQ	190 to 1000	720	0.36	0.10	0.12	0.34	2	3.2	5	0.5	170	2	20	2.5 × 10 ⁻¹⁵	
S1227-16BR	320 to 1000		0.43	-	-	0.39	2.2	3.7				2.1 × 10 ⁻¹⁵			
S1227-33BQ	190 to 1000		0.36	0.10	0.12	0.34	2	3.0	5	0.5	160	2	20	2.5 × 10 ⁻¹⁵	
S1227-33BR	320 to 1000		0.43	-	-	0.39	2.2	3.7				2.1 × 10 ⁻¹⁵			
S1227-66BQ	190 to 1000		0.36	0.10	0.12	0.34	11	16	20	2	950	0.5	5	5.0 × 10 ⁻¹⁵	
S1227-66BR	320 to 1000		0.43	-	-	0.39	13	19				4.2 × 10 ⁻¹⁵			
S1227-1010BQ	190 to 1000		0.36	0.10	0.12	0.34	32	44	50	7	3000	0.2	2	8.0 × 10 ⁻¹⁵	
S1227-1010BR	320 to 1000		0.43	-	-	0.39	36	53				6.7 × 10 ⁻¹⁵			

* Window material Q: quartz glass, R: resin coating

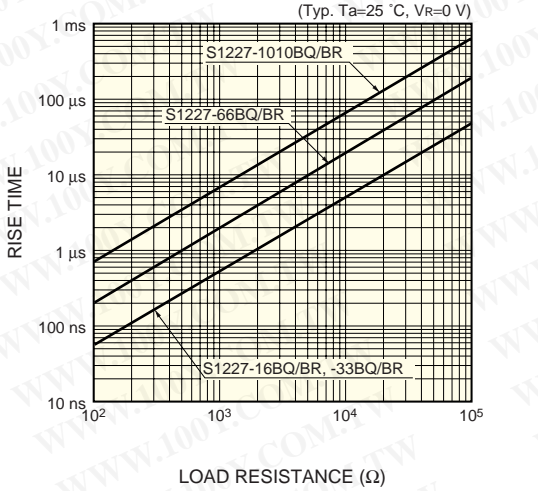
■ Spectral response



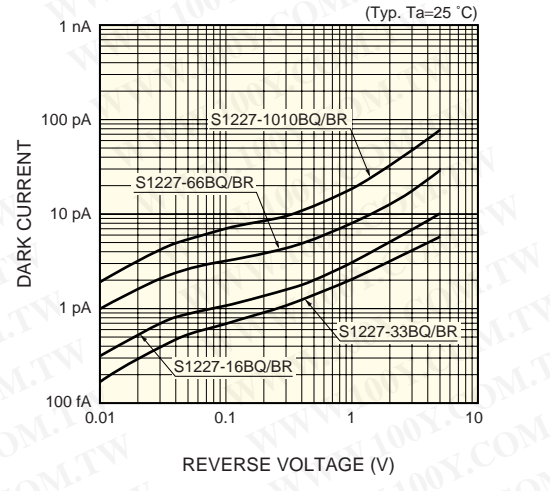
■ Photo sensitivity temperature characteristic



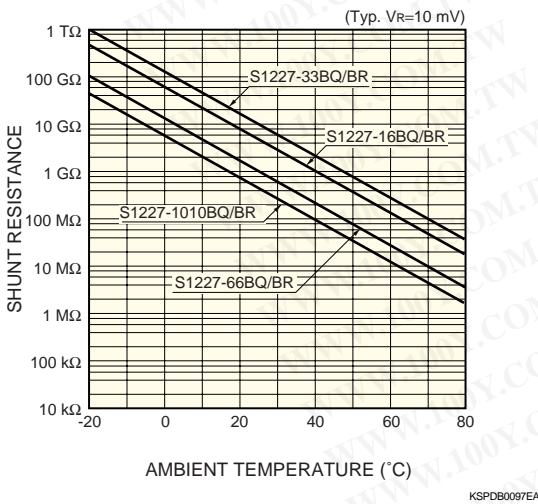
■ Rise time vs. load resistance



■ Dark current vs. reverse voltage

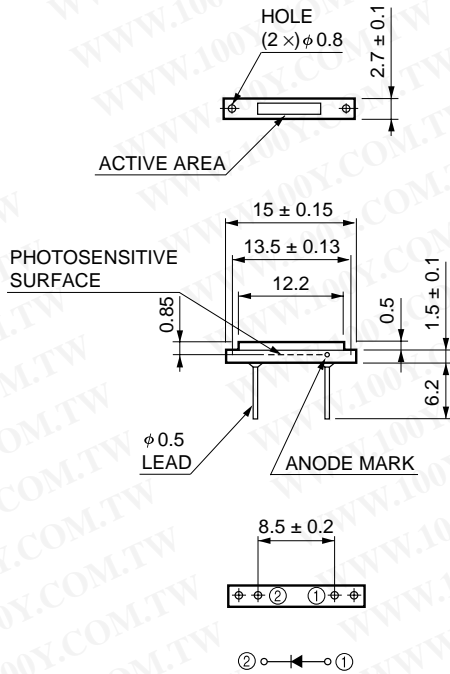


■ Shunt resistance vs. ambient temperature



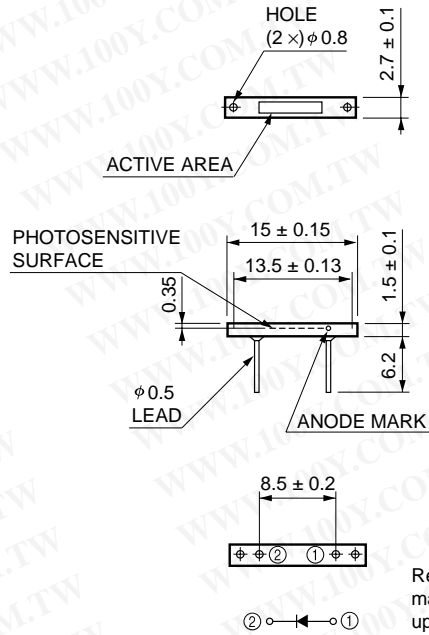
Dimensional outlines (unit: mm)

① S1227-16BQ



KSPDA0094EA

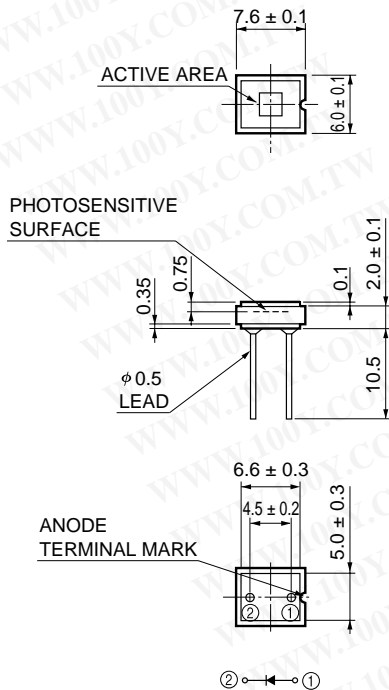
② S1227-16BR



KSPDA0095EA

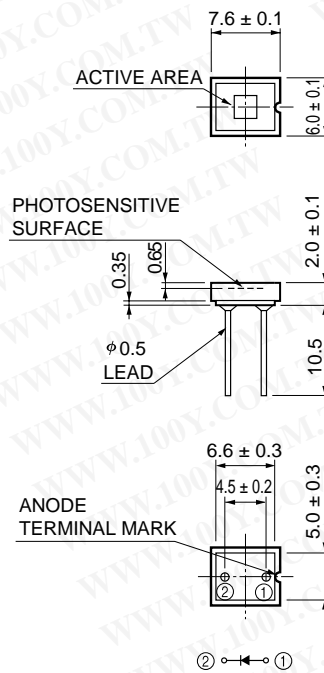
Resin coating may extend a maximum of 0.1 mm above the upper surface of the package.

③ S1227-33BQ



KSPDA0096EA

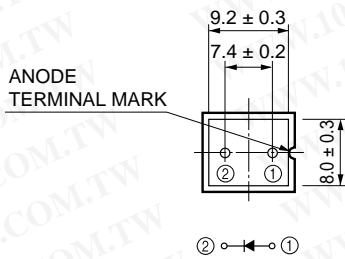
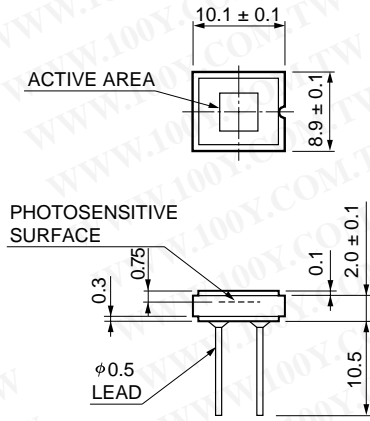
④ S1227-33BR



KSPDA0097EA

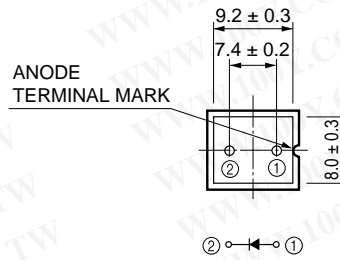
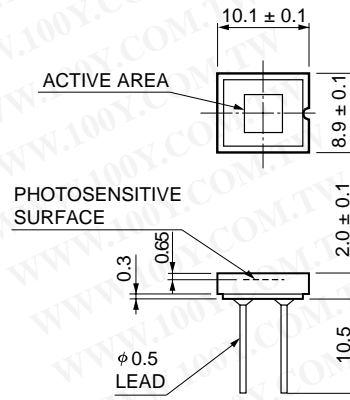
Resin coating may extend a maximum of 0.1 mm above the upper surface of the package.

⑤ S1227-66BQ



KSPDA0098EA

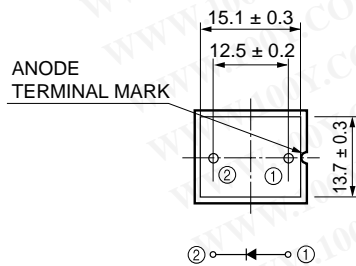
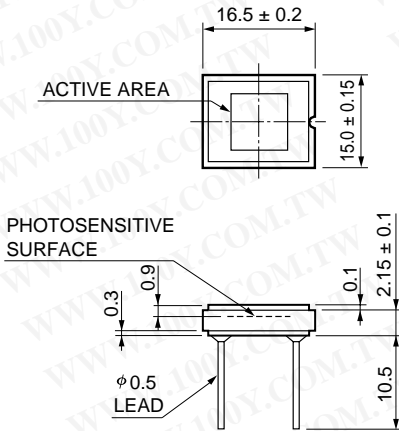
⑥ S1227-66BR



KSPDA0099EA

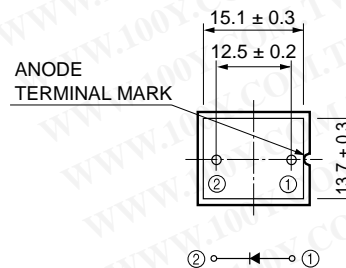
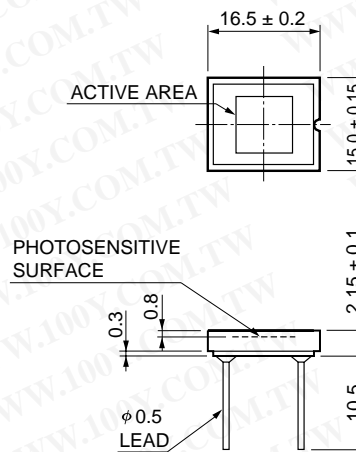
Resin coating may extend a maximum of 0.1 mm above the upper surface of the package.

⑦ S1227-1010BQ



KSPDA0100EA

⑧ S1227-1010BR



KSPDA0101EA

Resin coating may extend a maximum of 0.1 mm above the upper surface of the package.